



US00D905474S

(12) **United States Design Patent** (10) **Patent No.:** **US D905,474 S**
Tavis (45) **Date of Patent:** **** Dec. 22, 2020**

(54) **TRAVEL BLANKET**

(71) Applicant: **Gabriel Tavis**, Parker, KS (US)

(72) Inventor: **Gabriel Tavis**, Parker, KS (US)

(**) Term: **15 Years**

(21) Appl. No.: **29/715,496**

(22) Filed: **Dec. 2, 2019**

(51) **LOC (12) Cl.** **06-13**

(52) **U.S. Cl.**

USPC **D6/603**

(58) **Field of Classification Search**

USPC D6/333, 349, 355, 375, 388, 512, 563,
D6/564, 595, 596, 601, 603, 605, 608,
D6/604, 611; D24/183-185, 234;
D21/803, 804, 805, 809; 5/401, 420,
5/600, 630, 631, 632, 633, 635, 636, 638,
5/639, 646, 652, 652.1, 655, 703, 730,
5/411, 705

(Continued)

(56) **References Cited**

U.S. PATENT DOCUMENTS

D165,330 S 7/1951 Fleisig
D216,610 S * 2/1970 Stiver D6/596
(Continued)

FOREIGN PATENT DOCUMENTS

KR 2013-D28465 * 2/2013
WO WO-2017210932 A1 * 12/2017 A47G 9/10

OTHER PUBLICATIONS

Wonder Napper (Aruba), early review date: Nov. 11, 2019 [online],[site visited Apr. 22, 2020]. Available from the Internet, <URL: <https://countrysideminkys.com/product/cloud-spa-minky-wonder-napper-aruba/>> (Year: 2019).*

Primary Examiner — Michelle E. Wilson

Assistant Examiner — Sanjeev Paul

(74) *Attorney, Agent, or Firm* — Quickpatents, LLC;
Kevin Prince

(57) **CLAIM**

The ornamental design for a travel blanket, as shown and described.

DESCRIPTION

FIG. 1 is a perspective view of a travel blanket, showing my new design in an outstretched configuration with a blanket portion attached with a neck pillow;

FIG. 2 is a top plan view of FIG. 1;

FIG. 3 is a perspective view thereof, but with a blanket portion folded over once towards the neck pillow;

FIG. 4 is a top plan view of FIG. 3;

FIG. 5 is a front elevational view of FIG. 3; pillow to achieve a folded configuration.

FIG. 6 is a top plan view thereof, but with the blanket portion folded over once again towards the neck pillow;

FIG. 7 is a front elevational view of FIG. 6;

FIG. 8 is a top plan view thereof, but with the blanket portion folded over several times until achieving a similar size as the neck pillow;

FIG. 9 is a left-side elevational view of FIG. 8;

FIG. 10 is a front elevational view of FIG. 8;

FIG. 11 is a perspective view thereof, but with the blanket portion folded over onto the neck pillow and straps of the design fasted around the neck

FIG. 12 is a bottom plan view of FIG. 11;

FIG. 13 is a top plan view of FIG. 11;

FIG. 14 is a left-side elevational view of FIG. 11;

FIG. 15 is a right-side elevational view of FIG. 11;

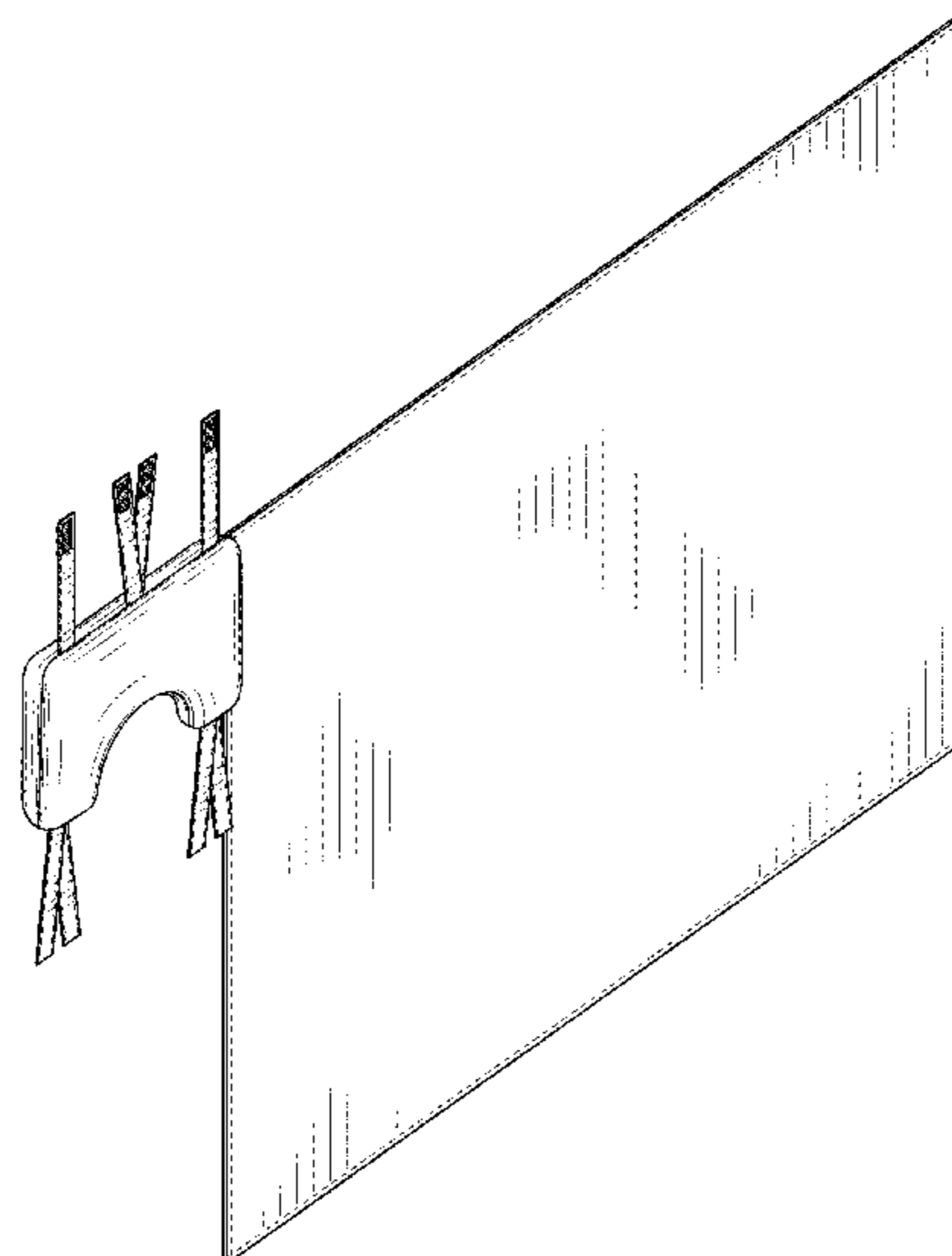
FIG. 16 is a back elevational view of FIG. 11;

FIG. 17 is a front elevational view of FIG. 11; and,

FIG. 18 is a bottom plan view of FIG. 1.

The broken lines in the figures represent stitching, and are part of the claimed design.

1 Claim, 10 Drawing Sheets



(58) **Field of Classification Search**
 CPC .. A47G 9/0238; A47G 9/0246; A47G 9/0261;
 A47G 2009/0269; A47G 9/10; A47G
 9/1018; A47G 9/1027; A47G 9/1063;
 A47G 9/1072; A47G 9/1081; A47G
 9/1054

See application file for complete search history.

(56) **References Cited**

U.S. PATENT DOCUMENTS

4,169,428 A * 10/1979 Waugh A47G 9/08
 119/482
 4,178,637 A * 12/1979 Wrightson A41D 1/00
 2/69.5
 D293,282 S 12/1987 Ashford
 D295,936 S 5/1988 Sanders
 5,047,001 A * 9/1991 Willis A45C 9/00
 112/475.08
 D329,957 S 10/1992 Hartnett
 5,168,579 A * 12/1992 Marshall A41D 3/08
 2/80
 D341,053 S * 11/1993 Hassel D24/190
 5,481,768 A * 1/1996 Shink A47G 9/02
 297/397
 D372,160 S 7/1996 Morgan
 D377,881 S 2/1997 Watt
 5,611,095 A * 3/1997 Schneider A41B 13/06
 2/69
 D387,234 S 12/1997 Keller
 5,850,643 A * 12/1998 Brumfield A47G 9/062
 5/419
 5,920,931 A * 7/1999 Zuehlke A47G 9/1045
 383/4
 6,142,879 A * 11/2000 Phillips A63C 19/10
 472/116
 D437,169 S 2/2001 Sandbeck
 6,223,367 B1 * 5/2001 French A45C 3/10
 383/4
 D461,989 S * 8/2002 Sandbeck D6/595
 6,532,595 B1 * 3/2003 Holmes A41B 13/106
 2/48
 D478,455 S * 8/2003 Papazian D6/596
 6,952,845 B1 * 10/2005 Akkad A45F 4/02
 383/4

D550,016 S * 9/2007 Boutin D6/595
 D550,017 S * 9/2007 Boutin D6/595
 D580,694 S 11/2008 Horne
 D657,178 S 4/2012 Cryar
 8,256,045 B2 9/2012 Cruz
 8,307,476 B1 11/2012 Weaver
 D695,549 S 12/2013 Unger
 D710,131 S 8/2014 McNett
 D728,271 S 5/2015 Cohen
 D731,815 S 6/2015 Paschia
 D732,848 S * 6/2015 Sakaguchi D6/603
 D747,614 S 1/2016 Meenan
 9,439,463 B1 * 9/2016 Spears A41D 3/08
 D774,801 S * 12/2016 Clark D6/596
 D776,459 S * 1/2017 Ibarra D6/603
 D781,075 S 3/2017 Cohen
 D796,869 S * 9/2017 Higashi D6/601
 9,775,387 B2 * 10/2017 Parr A41D 3/08
 9,814,329 B2 * 11/2017 Mitchell A47G 9/0223
 D821,114 S 6/2018 Nguyen
 D821,782 S * 7/2018 Turlick D6/603
 D828,703 S 9/2018 Alley
 D830,733 S 10/2018 Mi
 D833,776 S * 11/2018 Casserly D6/603
 D834,352 S * 11/2018 Oyekan D6/608
 D836,949 S 1/2019 Long
 D839,539 S * 2/2019 Jones D2/719
 D845,674 S 4/2019 Hariri
 D855,356 S 8/2019 Leinbach
 D858,141 S * 9/2019 Simmons D6/596
 D867,019 S * 11/2019 Jenkins A47G 23/0303
 D6/596
 2005/0262634 A1 * 12/2005 Gottlieb A47G 9/1045
 5/482
 2007/0056098 A1 * 3/2007 Schmid A41B 13/06
 5/482
 2007/0061965 A1 * 3/2007 Crawford A47G 9/066
 5/413 R
 2009/0249526 A1 * 10/2009 Carangelo A47G 9/1045
 2/69.5
 2010/0059558 A1 3/2010 Robinson
 2011/0309122 A1 12/2011 Sternlight
 2015/0366382 A1 12/2015 Ostolaza-Torres
 2016/0367018 A1 * 12/2016 Soto-Camacho A45F 3/04
 2018/0064269 A1 3/2018 Carlile
 2020/0077819 A1 * 3/2020 Thibodeau A41D 15/04
 2020/0113339 A1 * 4/2020 Dassi A42B 1/006

* cited by examiner

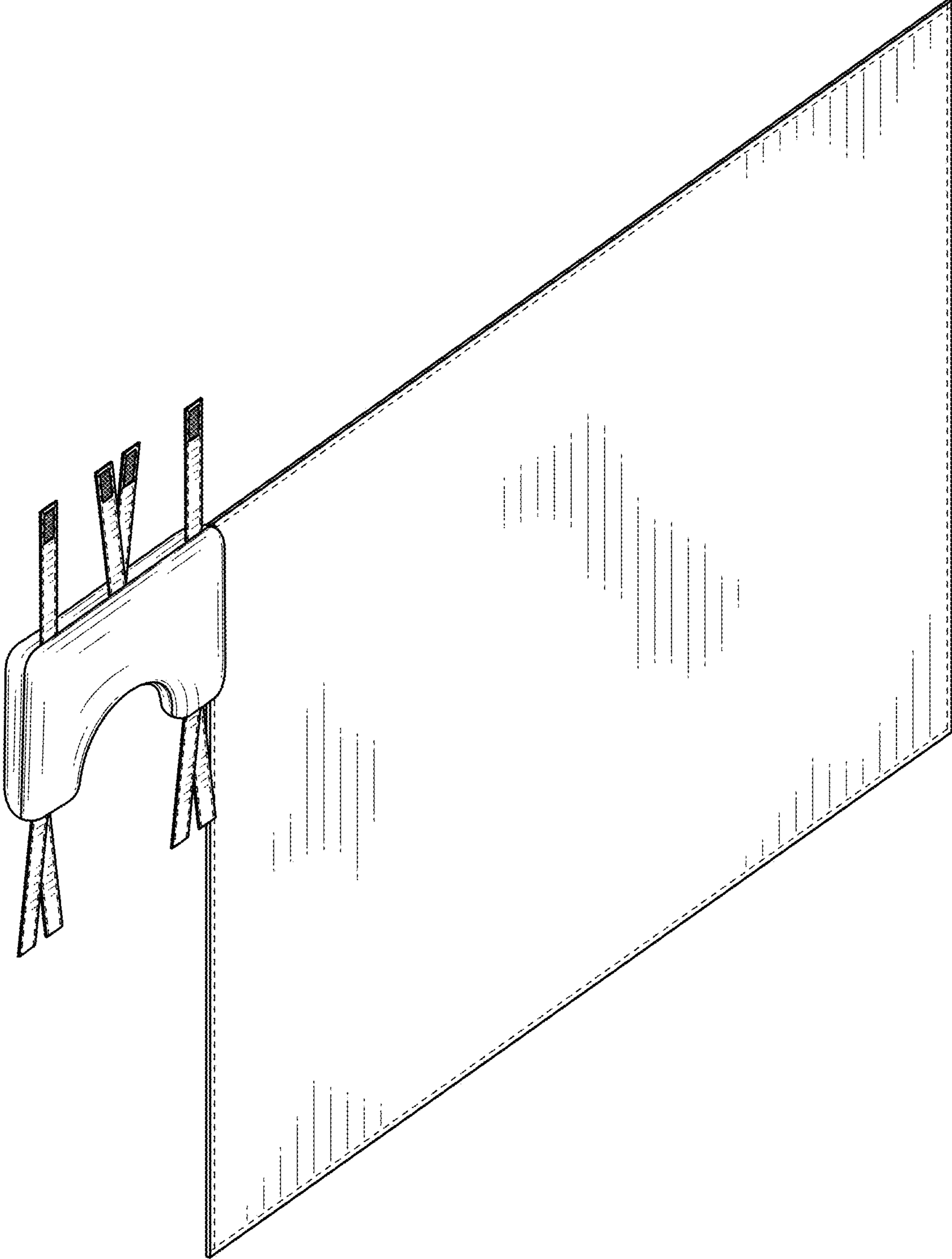


FIG. 1




FIG. 2

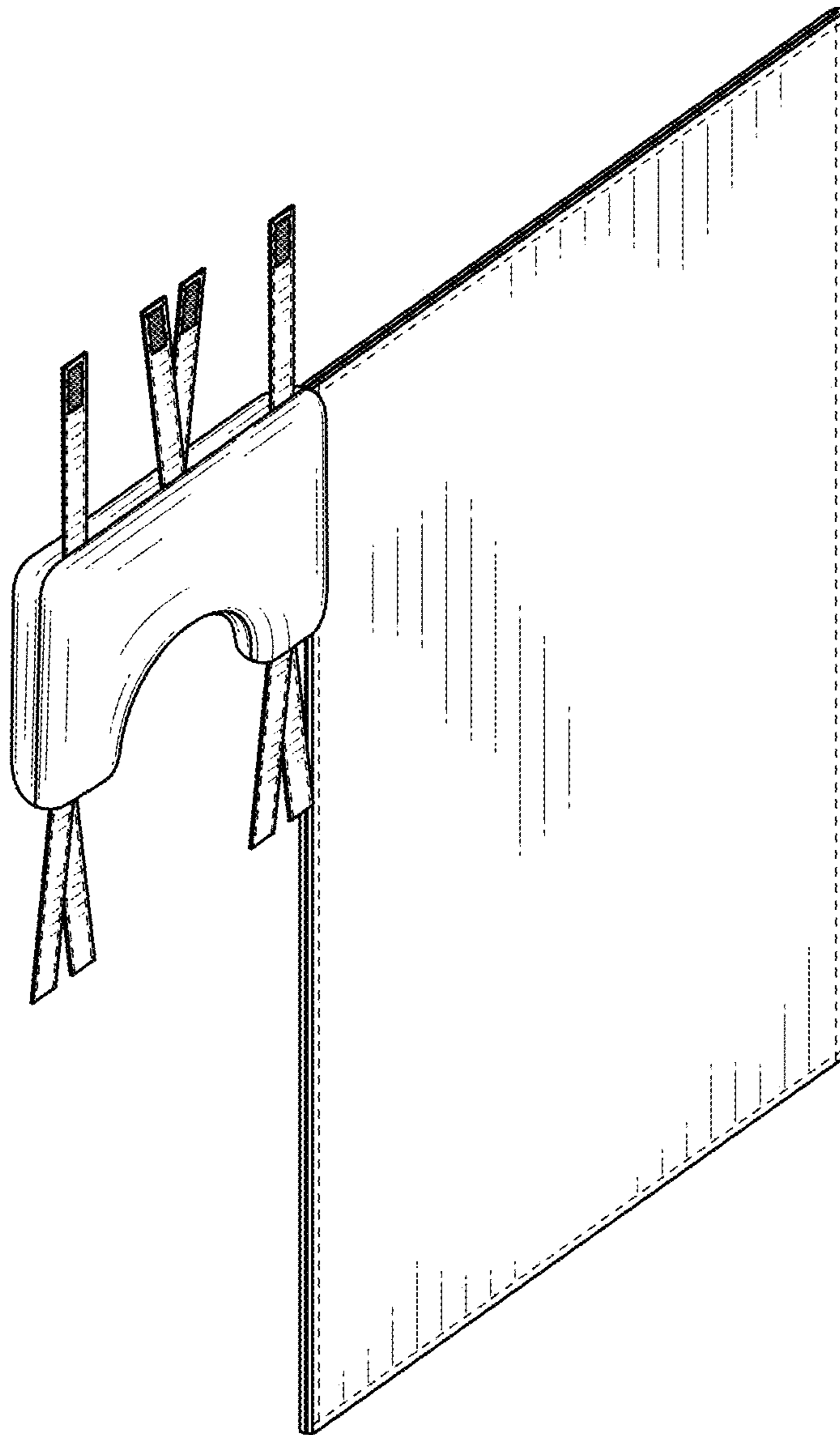


FIG. 3

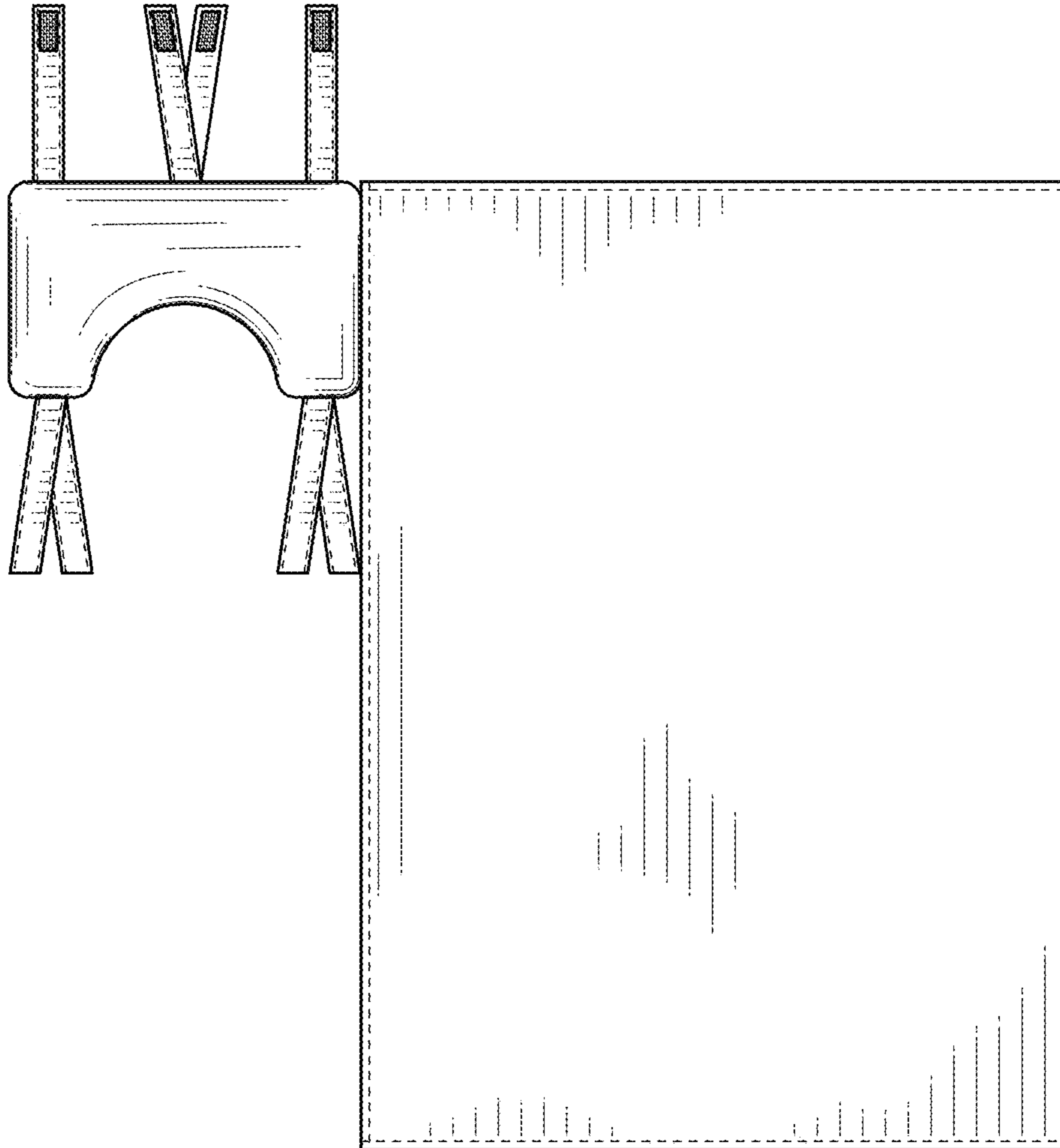


FIG. 4



FIG. 5

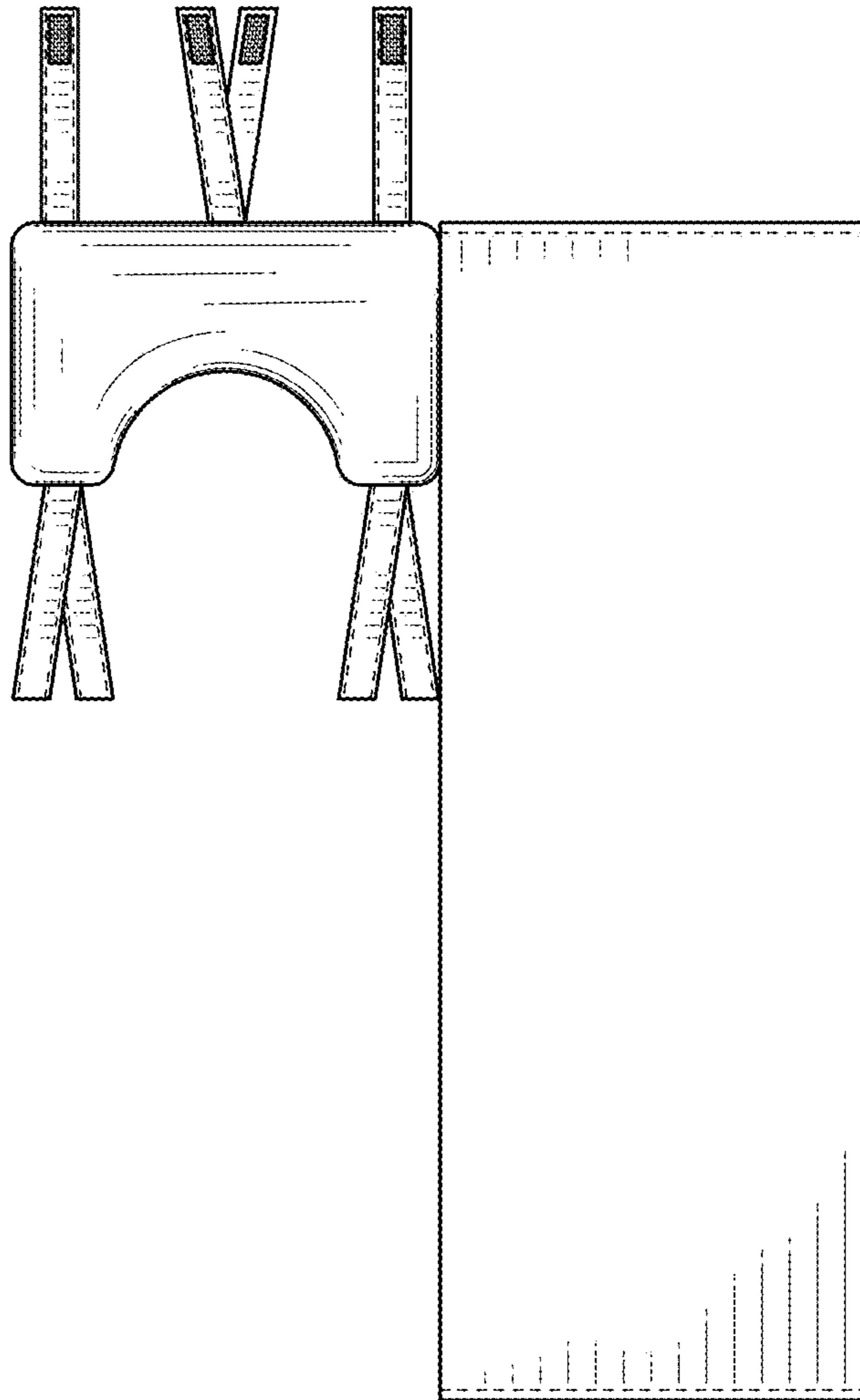


FIG. 6



FIG. 7

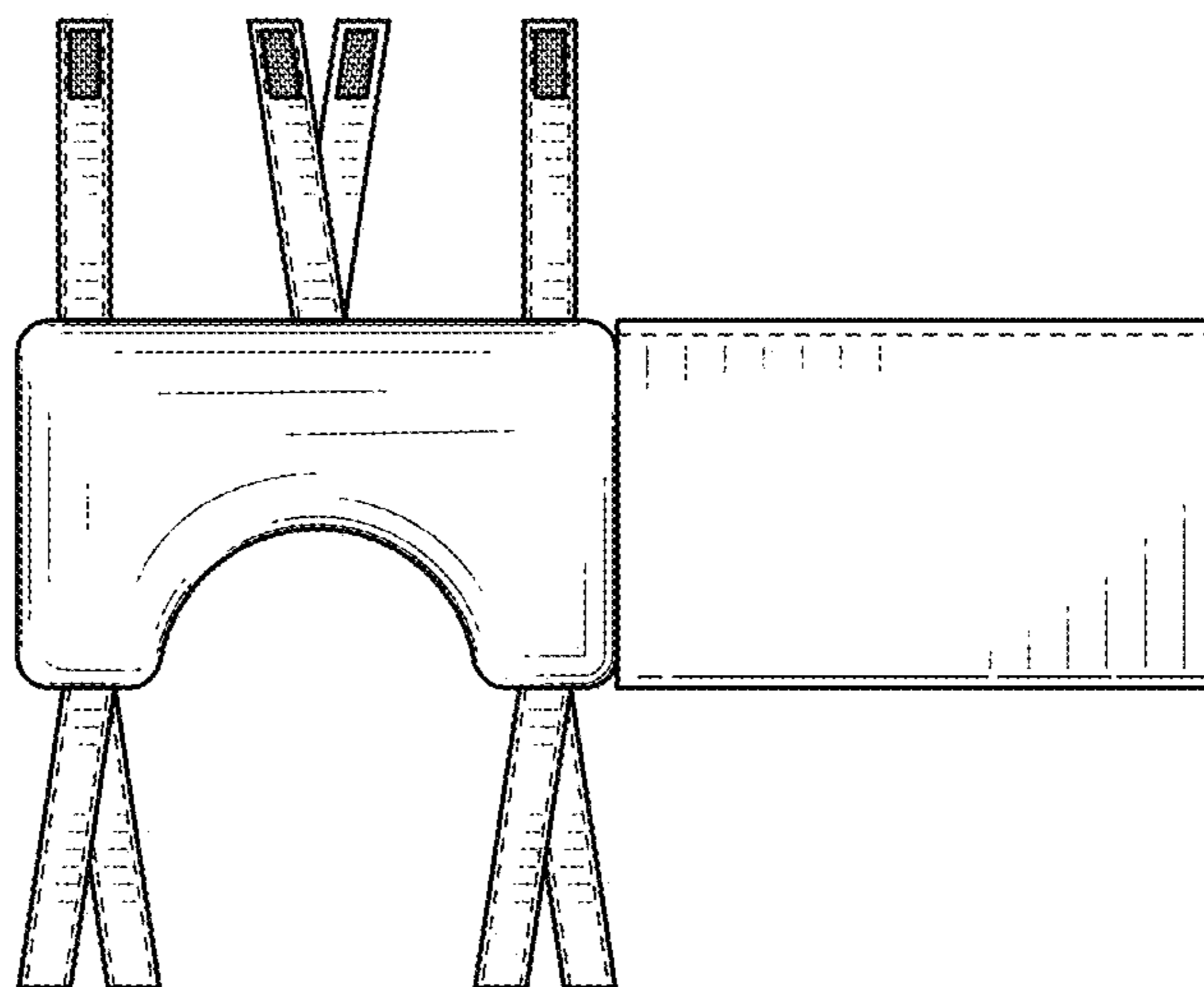


FIG. 8



FIG. 9



FIG. 10

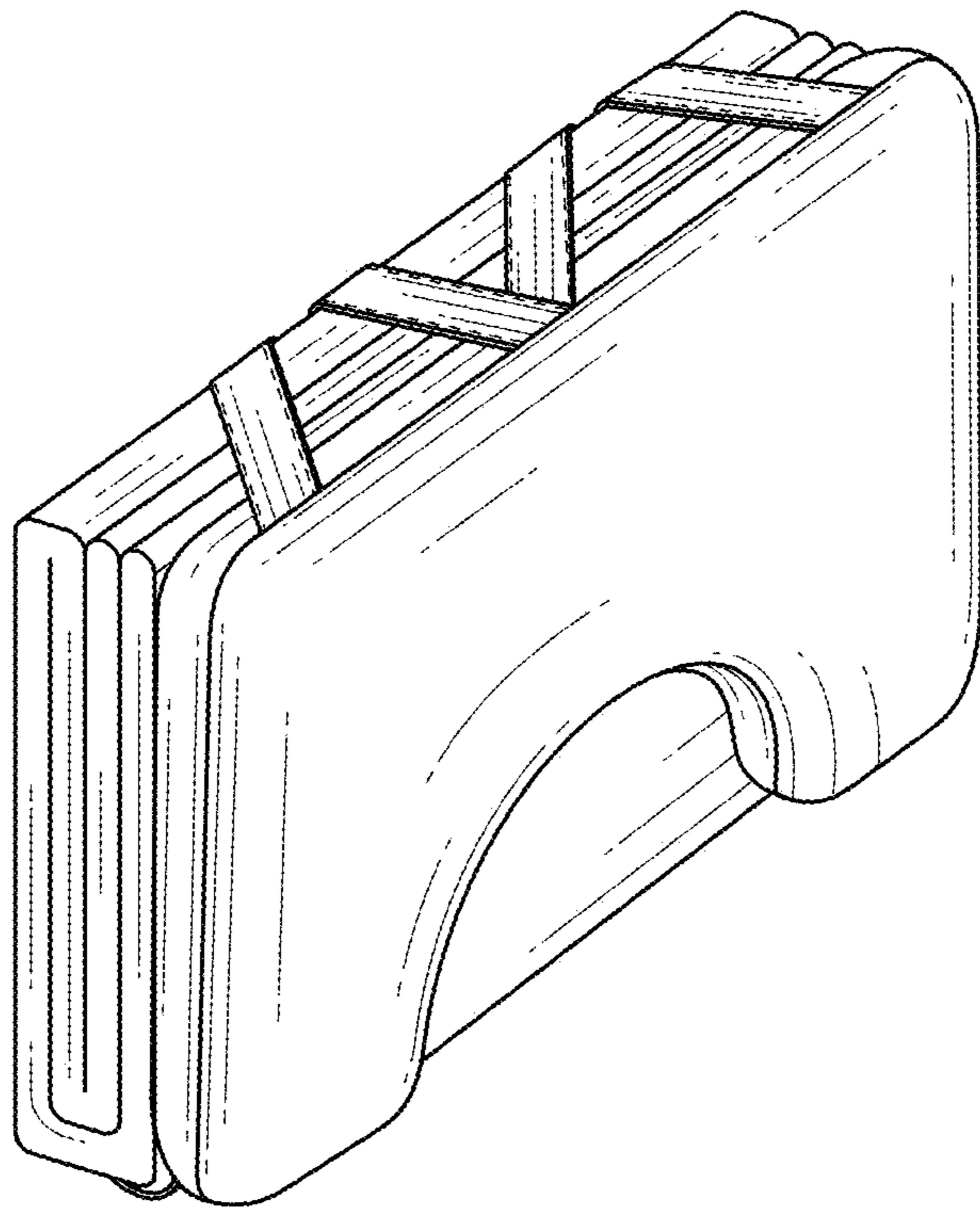


FIG. 11

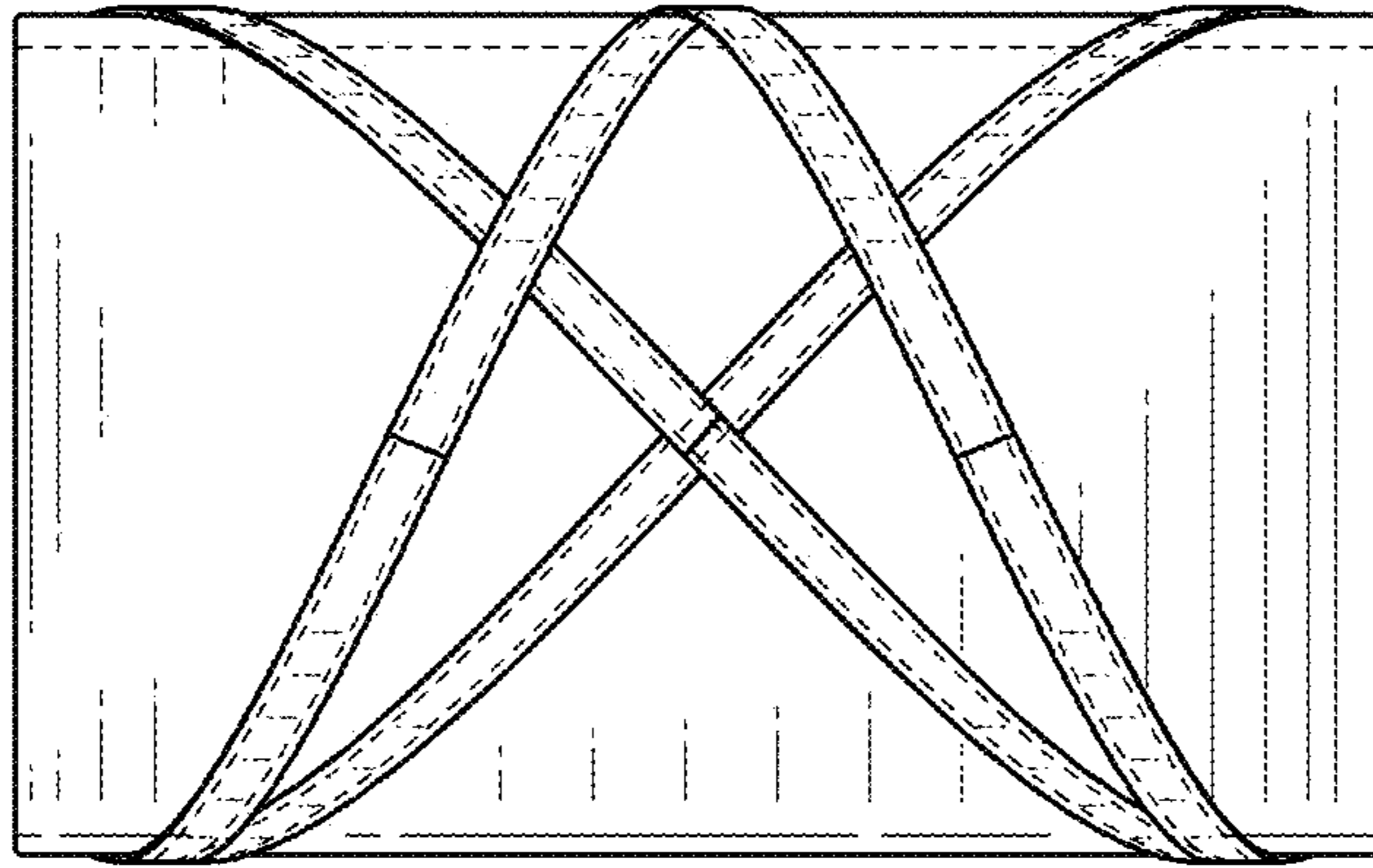


FIG. 12

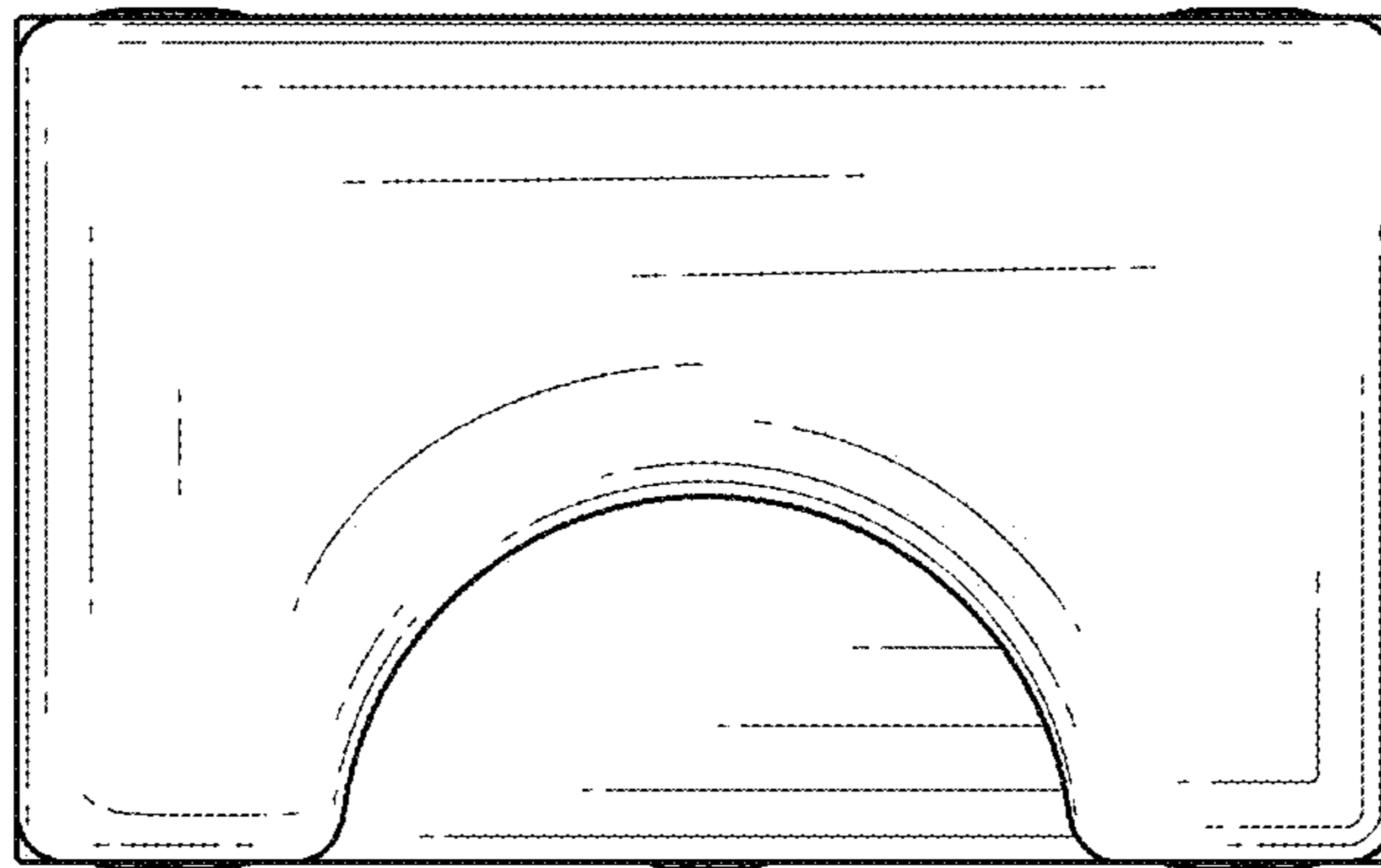


FIG. 13




FIG. 14

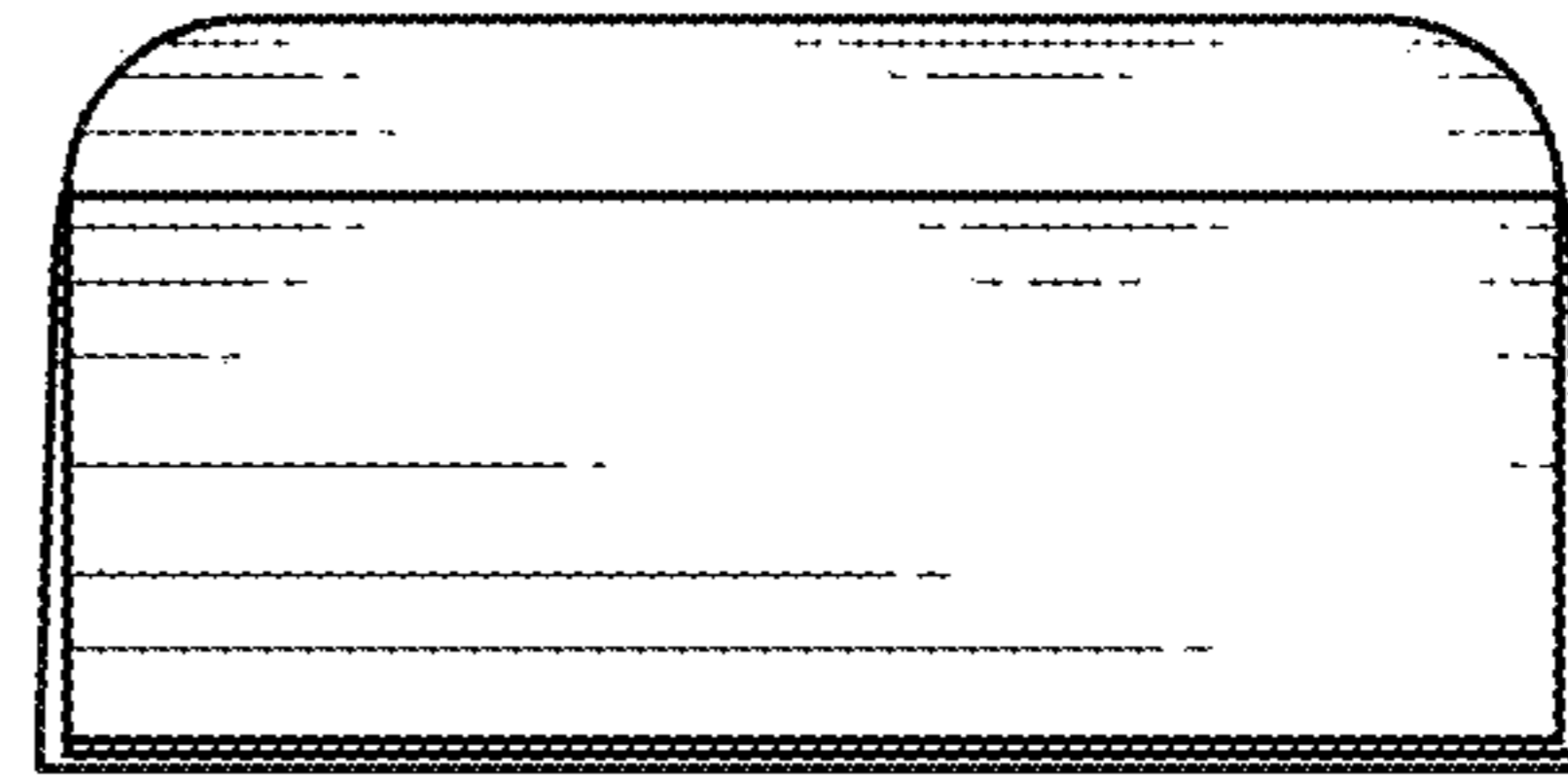


FIG. 15




FIG. 16

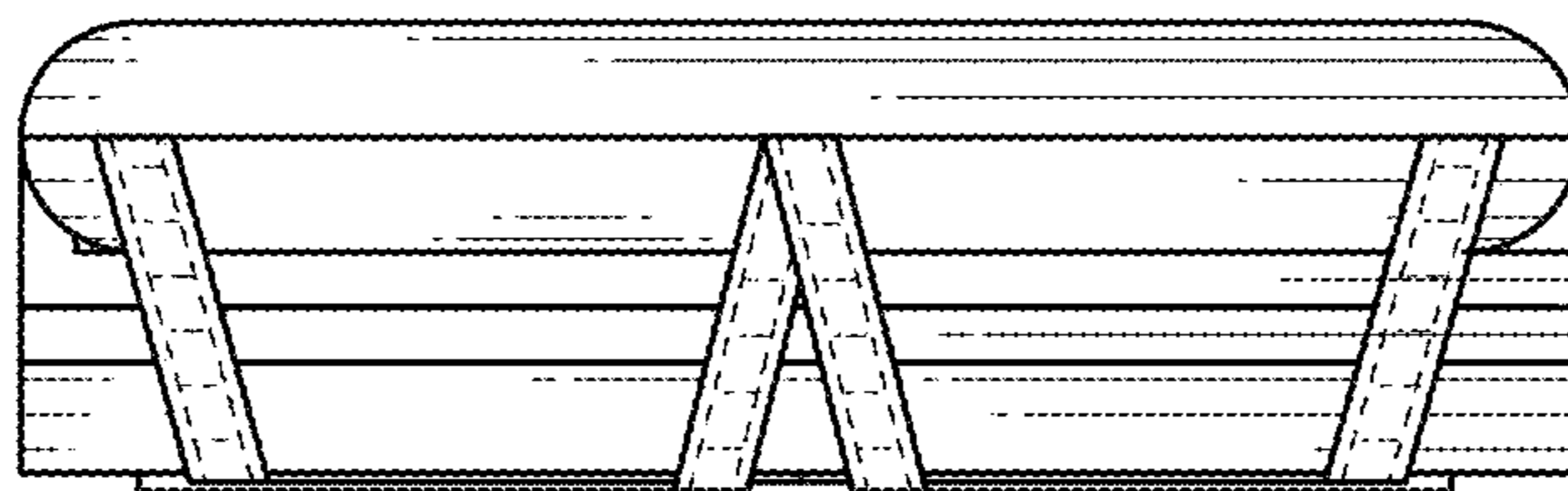


FIG. 17

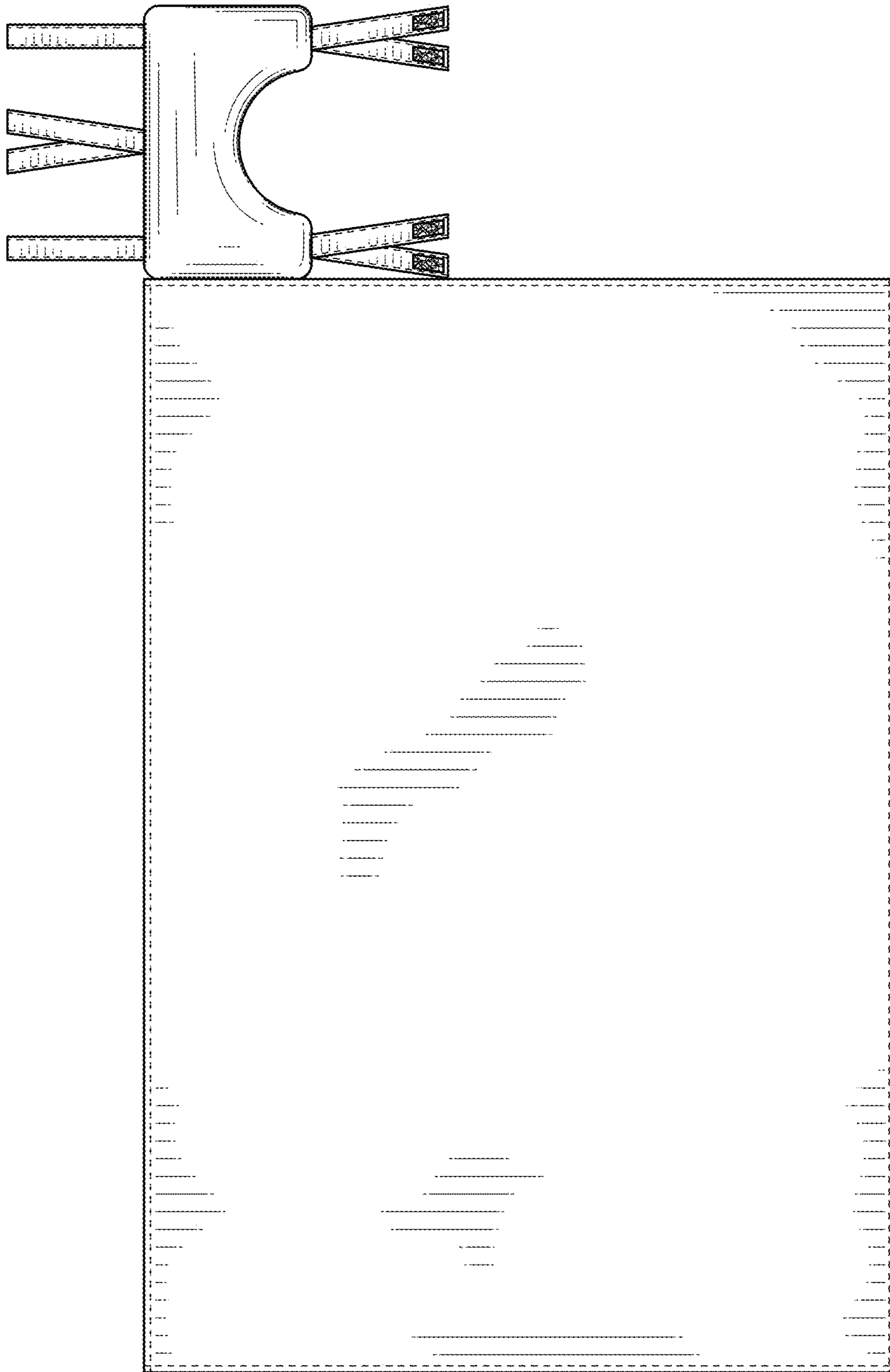


FIG. 18

UNITED STATES PATENT AND TRADEMARK OFFICE
CERTIFICATE OF CORRECTION

PATENT NO. : D905,474 S
APPLICATION NO. : 29/715496
DATED : December 22, 2020
INVENTOR(S) : Gabriel Tavis

Page 1 of 1

It is certified that error appears in the above-identified patent and that said Letters Patent is hereby corrected as shown below:

On the Title Page

1. Column 2, Item (57), under 'Description', Line 9, delete "configuration." and insert -- configuration; -- therefor.
2. Column 2, Item (57), under 'Description', Line 20, delete "neck" and insert -- neck; -- therefor.

Signed and Sealed this
Eighteenth Day of July, 2023
Katherine Kelly Vidal

Katherine Kelly Vidal
Director of the United States Patent and Trademark Office