



US00D905471S

(12) **United States Design Patent** (10) **Patent No.:** **US D905,471 S**
Ou (45) **Date of Patent:** **** Dec. 22, 2020**

(54) **PILLOW**
(71) Applicant: **SHENZHEN YOUMIOU TECHNOLOGY CO., LTD**, Shenzhen (CN)
(72) Inventor: **Jixiang Ou**, Ganzhou (CN)
(73) Assignee: **SHENZHEN YOUMIOU TECHNOLOGY CO., LTD**, Shenzhen (CN)

D248,141 S * 6/1978 Forsland D6/601
4,290,155 A * 9/1981 Hanson A47C 27/00
5/722
D279,642 S * 7/1985 Ross D6/596
D284,248 S * 6/1986 Challen D6/596
D285,512 S * 9/1986 Bool D6/596
4,759,089 A * 7/1988 Fox A47G 9/1072
5/636
D306,112 S * 2/1990 Forsland 297/452.22
D316,353 S * 4/1991 Dobson D6/601
(Continued)

(**) Term: **15 Years**

(21) Appl. No.: **29/727,440**

(22) Filed: **Mar. 11, 2020**

(51) **LOC (12) Cl.** **06-09**

(52) **U.S. Cl.**
USPC **D6/601**

(58) **Field of Classification Search**
USPC D6/333, 349, 355, 375, 388, 512, 563,
D6/564, 595, 596, 601, 603, 605, 608,
D6/604, 611; D24/183-185, 234;
D21/803, 804, 805, 809; 5/401, 420,
5/600, 630, 631, 632, 633, 635, 636, 638,
5/639, 646, 652, 652.1, 655, 703, 730,
5/411, 705
CPC .. A47G 9/0238; A47G 9/0246; A47G 9/0261;
A47G 2009/0269; A47G 9/04; A47G
9/062; A47G 9/10; A47G 9/1018; A47G
9/1027; A47G 9/1063; A47G 9/1072;
A47G 9/1081; A47G 9/1054
See application file for complete search history.

(56) **References Cited**

U.S. PATENT DOCUMENTS

2,810,920 A * 10/1957 Carruth A47C 20/026
5/725
3,400,413 A * 9/1968 La Grossa A47G 9/10
5/639

FOREIGN PATENT DOCUMENTS

CN 302713654 * 1/2014
CN 304366622 * 11/2017

(Continued)

OTHER PUBLICATIONS

Various Pillow image search , [online], [site visited Sep. 26, 2020]. Available from Internet, <URL: <https://www.google.com/imghp?hl=en&tab=wi&authuser=0&ogbl> (Year: 2020).*

Primary Examiner — Sanjeev Paul

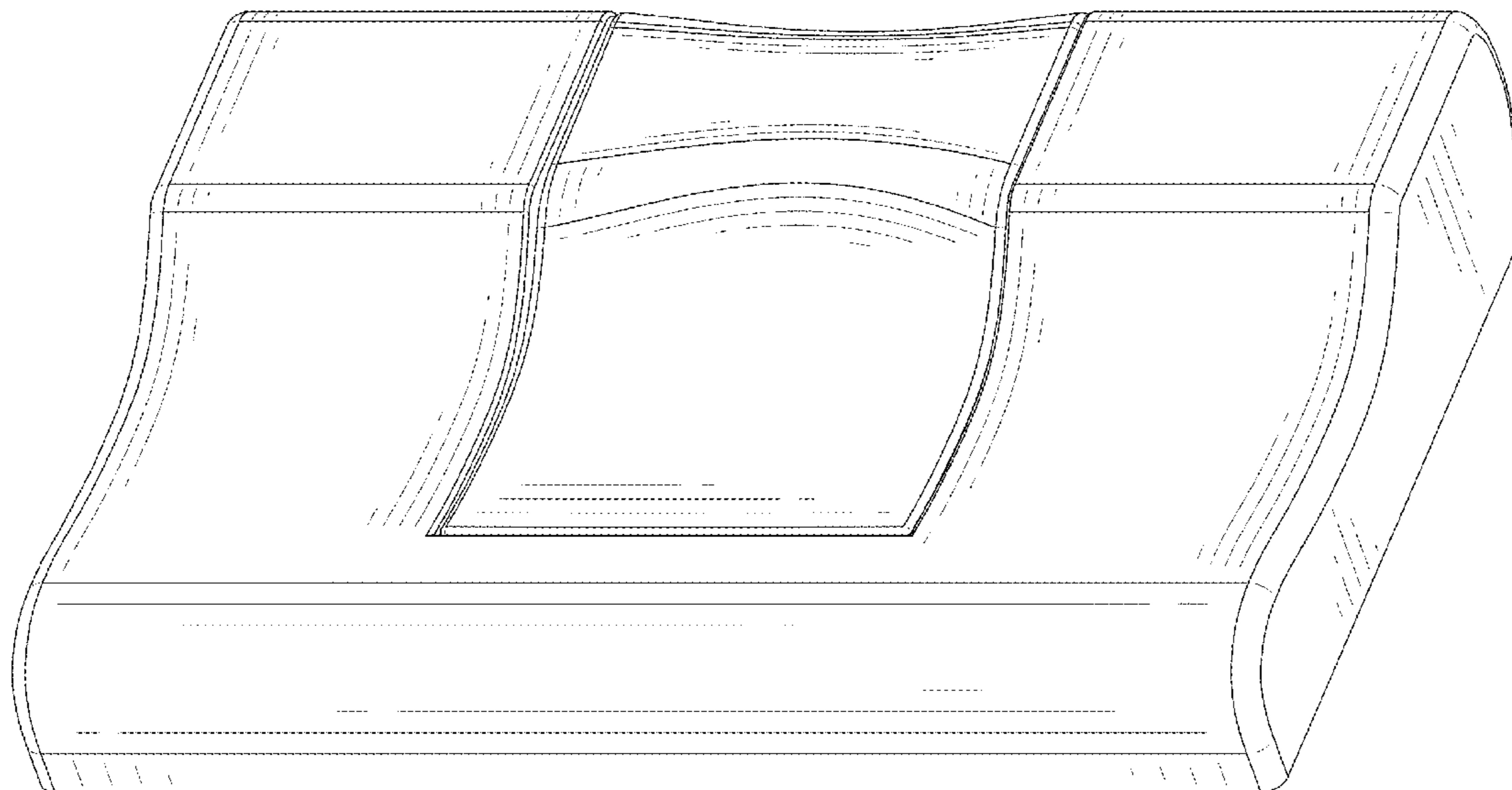
(57) **CLAIM**

The ornamental design for a pillow, as shown and described.

DESCRIPTION

FIG. 1 is a perspective view of a pillow showing my new design;
FIG. 2 is another perspective view thereof;
FIG. 3 is a front elevational view thereof;
FIG. 4 is a rear elevational view thereof;
FIG. 5 is a left side elevational view thereof;
FIG. 6 is a right side elevational view thereof;
FIG. 7 is a top plan view thereof;
FIG. 8 is a bottom plan view thereof; and,
FIG. 9 is an exploded perspective view thereof.

1 Claim, 9 Drawing Sheets



(56)

References Cited

U.S. PATENT DOCUMENTS

D335,417 S * 5/1993 Jonasson D6/601
 D336,809 S * 6/1993 Emery D6/601
 D338,797 S * 8/1993 Huls D6/596
 D339,020 S * 9/1993 Ward D6/596
 D339,949 S * 10/1993 Wei 5/648
 5,273,510 A * 12/1993 Puckett A63B 21/00047
 482/142
 5,457,832 A * 10/1995 Tatum A61F 5/01
 5/636
 D376,288 S * 12/1996 Antonian D6/596
 D392,145 S * 3/1998 Thurston 5/735
 D402,150 S * 12/1998 Wurmbrand D6/601
 5,916,088 A * 6/1999 Gueli A61F 7/10
 5/639
 6,018,831 A * 2/2000 Loomos A47G 9/10
 5/490
 D444,980 S * 7/2001 Mowat 5/636
 D447,805 S * 9/2001 Siegal D24/183
 6,345,401 B1 * 2/2002 Frydman A47G 9/10
 5/636
 D456,659 S * 5/2002 Landvik D6/601
 D467,744 S * 12/2002 McIntire D6/356
 6,513,179 B1 * 2/2003 Pan A47G 9/109
 5/636
 D476,185 S 6/2003 Siegal
 D504,269 S * 4/2005 Faircloth D6/601
 7,100,227 B2 * 9/2006 Frisbee A47G 9/1072
 5/640
 7,316,041 B2 * 1/2008 Guez A47G 9/10
 5/636
 7,461,421 B1 * 12/2008 Faircloth A47G 9/1045
 5/630
 D645,693 S * 9/2011 Rothbard D6/601
 D701,711 S * 4/2014 Silvas D6/601
 8,726,436 B2 * 5/2014 Wright A47G 9/1072
 5/637
 D707,358 S * 6/2014 Mantilla D24/184
 D716,072 S * 10/2014 Rose D6/601
 D731,813 S * 6/2015 Durkin D6/601
 D732,312 S * 6/2015 Tiffin D6/601
 9,113,732 B2 * 8/2015 Loth A47G 9/1081
 D754,990 S * 5/2016 Velasquez D6/601
 D755,543 S * 5/2016 Upadhyay D6/601
 D759,406 S * 6/2016 Peterson D6/601

D778,086 S 2/2017 O'Meara et al.
 D808,194 S * 1/2018 Wyborn D6/601
 D808,195 S * 1/2018 Wyborn D6/601
 D808,686 S * 1/2018 May D6/601
 9,943,179 B1 * 4/2018 May A47C 7/383
 D875,434 S * 2/2020 Yang D6/601
 D876,127 S * 2/2020 Park D6/601
 D878,105 S * 3/2020 Marinkovic D6/601
 D878,106 S * 3/2020 Marinkovic D6/601
 D878,807 S * 3/2020 Marinkovic D6/601
 D883,714 S * 5/2020 Comercio D6/601
 D889,884 S * 7/2020 Ouyang D6/601
 2004/0250350 A1 * 12/2004 Leonard A61F 5/01
 5/630
 2005/0050636 A1 * 3/2005 Setokawa A61F 7/10
 5/636
 2005/0150051 A1 * 7/2005 Greenawalt A47G 9/10
 5/636
 2005/0223493 A1 * 10/2005 Setokawa A61F 7/10
 5/636
 2006/0179572 A1 * 8/2006 Rubio A61F 5/56
 5/636
 2007/0022537 A1 * 2/2007 Faustick A47D 13/08
 5/655
 2008/0163428 A1 * 7/2008 Groteke A61F 5/56
 5/638
 2011/0094033 A1 * 4/2011 Lee B29C 44/1271
 5/636
 2011/0131728 A1 * 6/2011 Rose A47G 9/109
 5/636
 2014/0026323 A1 * 1/2014 Bowers A47G 9/10
 5/636
 2014/0082848 A1 * 3/2014 Fort A47D 15/008
 5/655
 2018/0263375 A1 * 9/2018 Stewart A47G 9/1054
 2020/0214481 A1 * 7/2020 Sexton A47G 9/1081
 2020/0268183 A1 * 8/2020 Murphy A47G 9/1054

FOREIGN PATENT DOCUMENTS

IE 22255-0001 * 12/2017
 MY 09-647-0102-0001 * 6/2009
 MY 09-1020-0101-0001 * 9/2009
 WO WO-9807358 A1 * 2/1998 A47G 9/1081
 WO D077139-001 * 11/2011

* cited by examiner

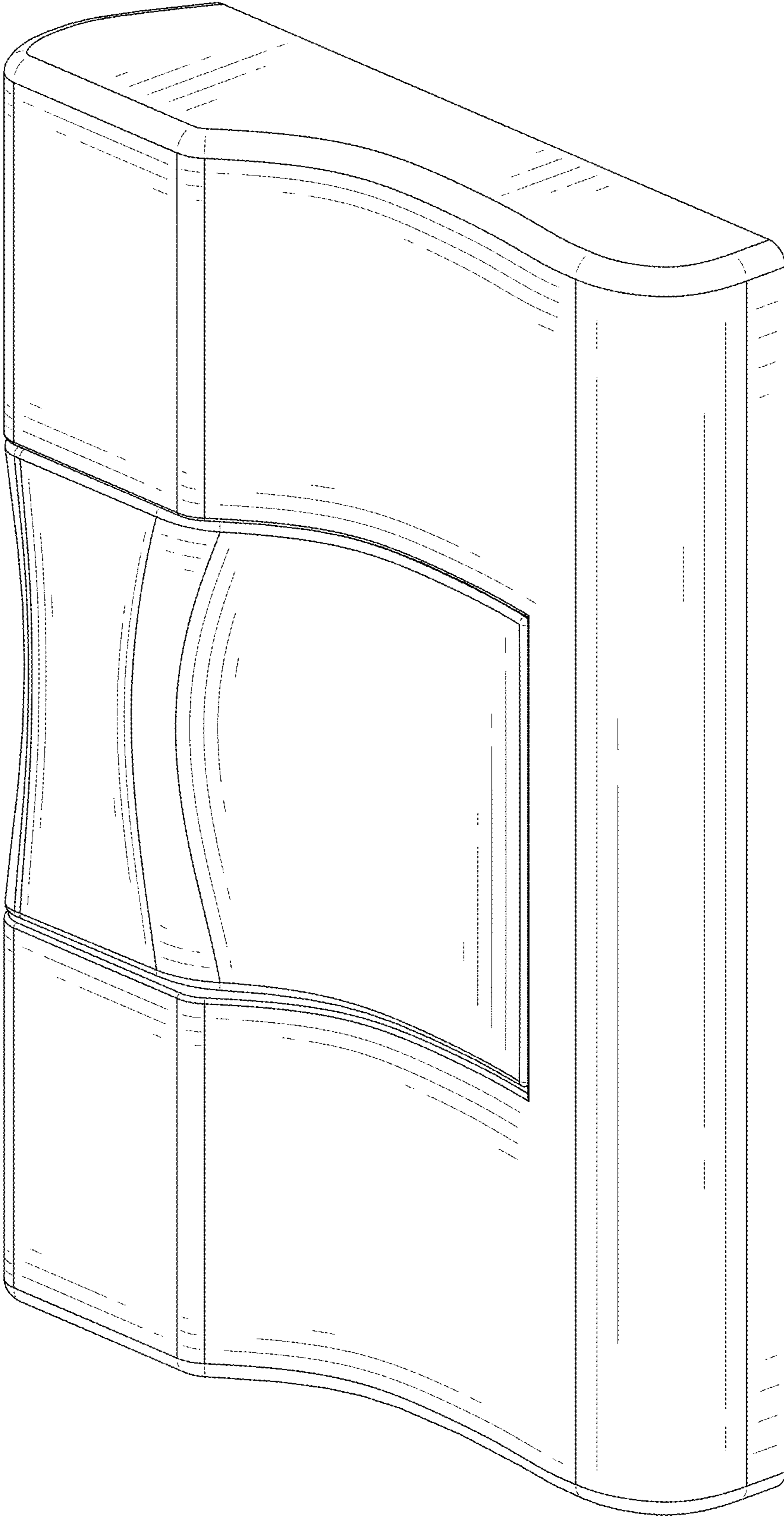


FIG. 1

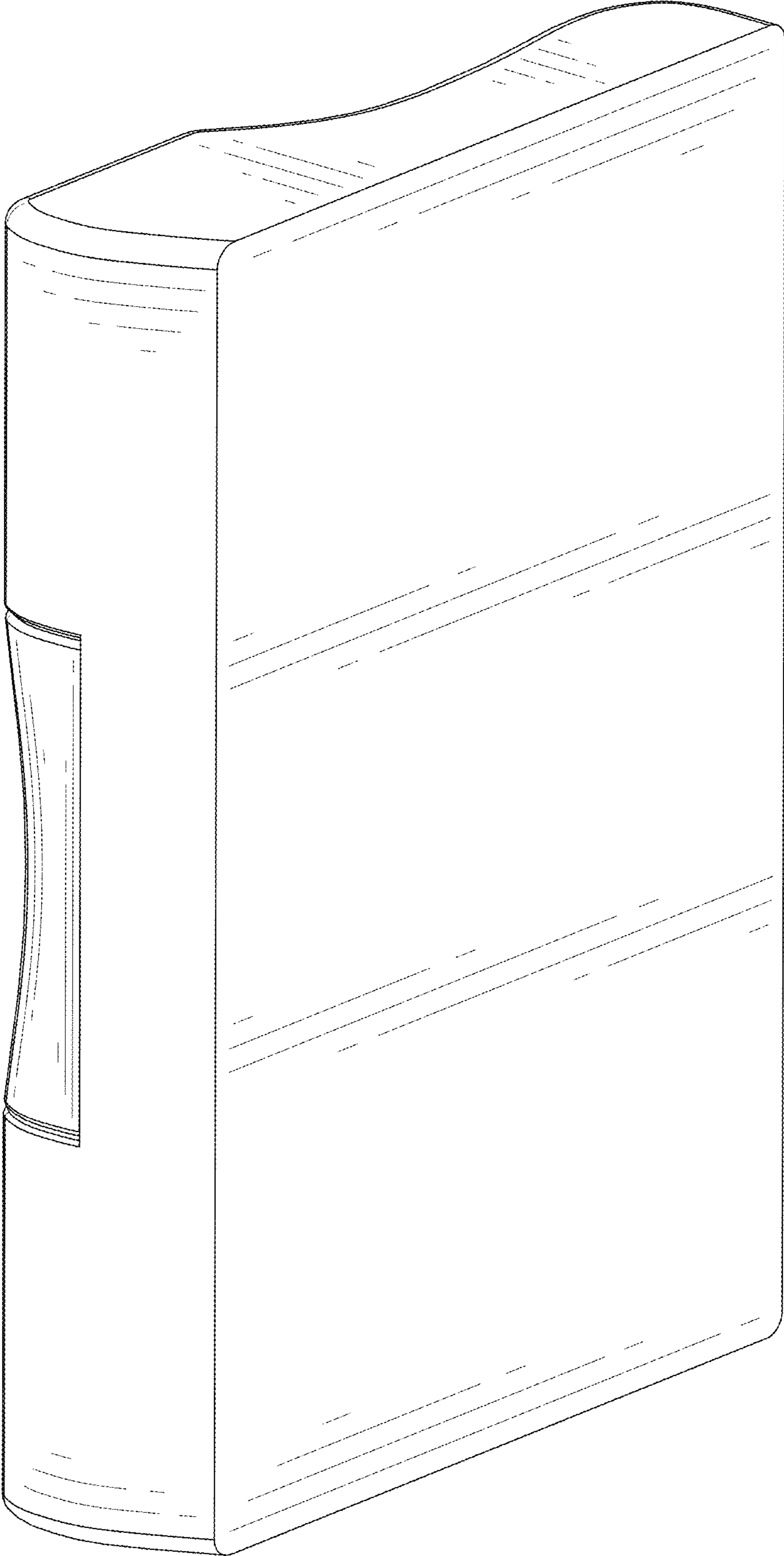


FIG. 2




FIG. 3




FIG. 4

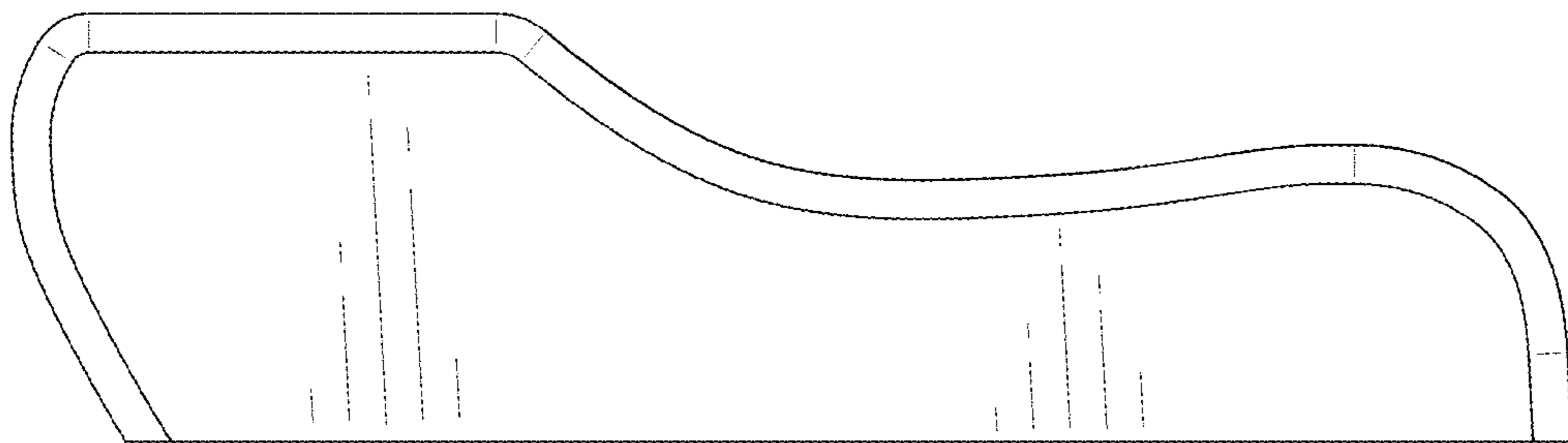


FIG. 5

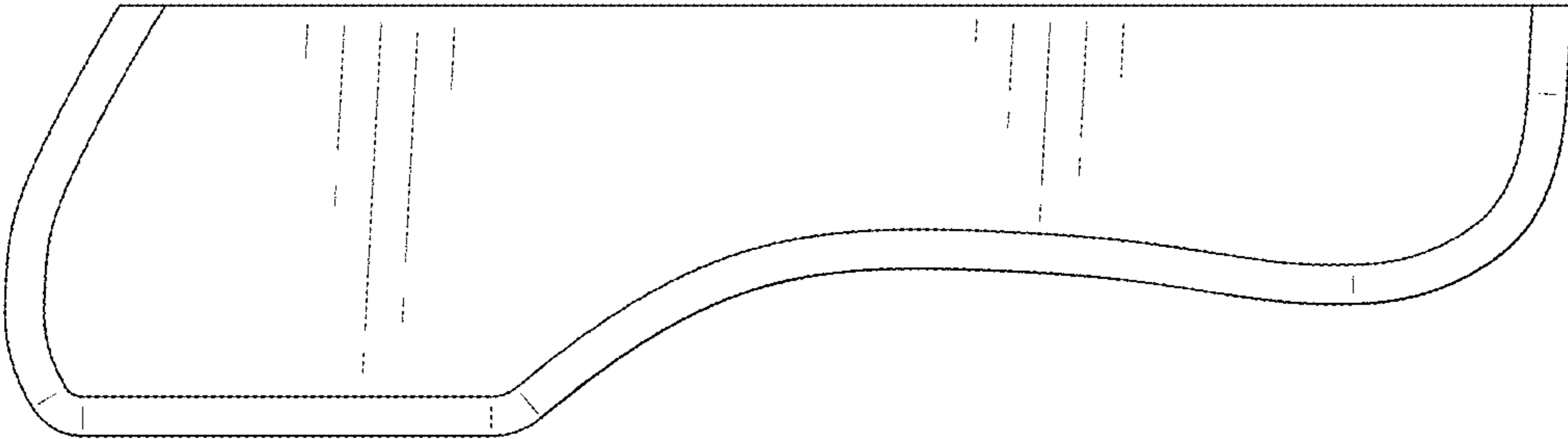


FIG. 6

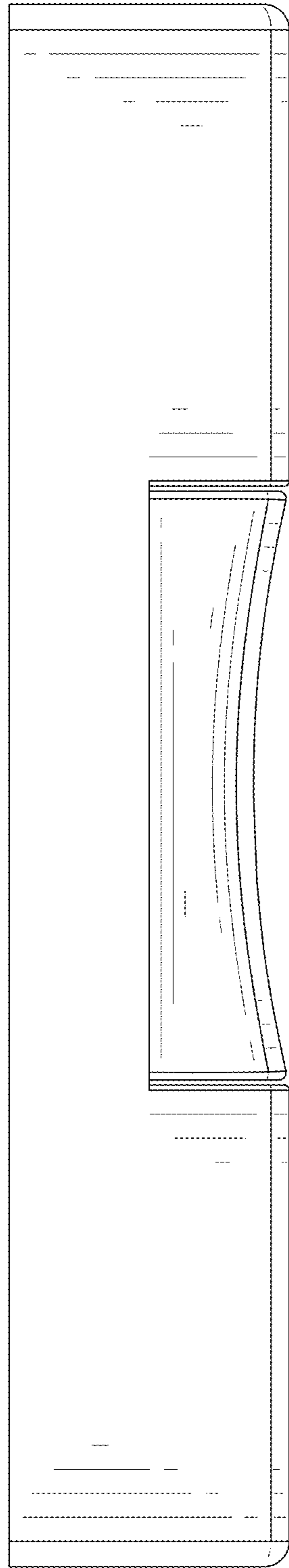


FIG. 7

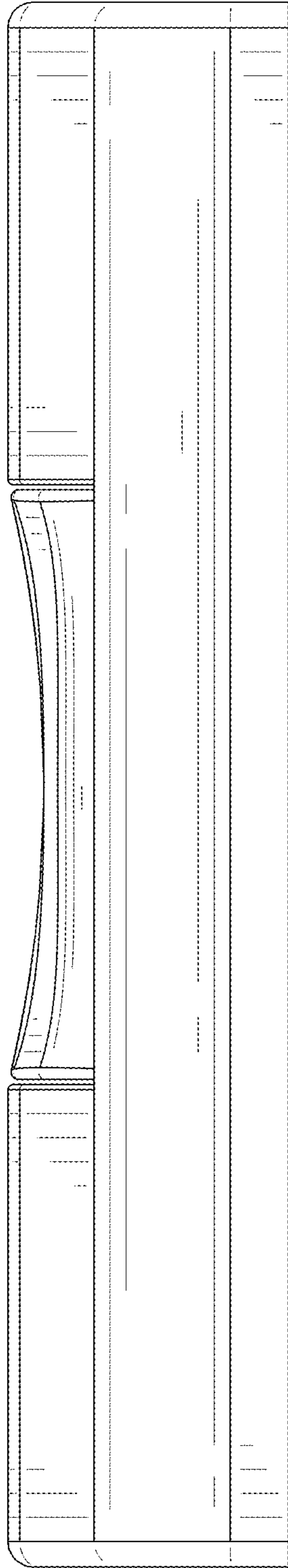


FIG. 8




FIG. 9