



US00D905422S

(12) **United States Design Patent** (10) **Patent No.:** **US D905,422 S**
Rauner et al. (45) **Date of Patent:** **** Dec. 22, 2020**

(54) **SHOE**
(71) Applicant: **Converse Inc.**, Boston, MA (US)
(72) Inventors: **Amy Nicole Rauner**, Somerville, MA (US); **Tyler Okonma**, Los Angeles, CA (US)
(73) Assignee: **Converse Inc.**, Boston, MA (US)
(**) Term: **15 Years**
(21) Appl. No.: **29/685,711**
(22) Filed: **Mar. 29, 2019**
(51) **LOC (12) Cl.** **02-04**
(52) **U.S. Cl.**
USPC **D2/973**
(58) **Field of Classification Search**
USPC D2/896, 902, 904, 906-908, 944, 969, D2/972-974; D5/47, 49, 50, 53, 54, 56, D5/60
CPC ... A43B 13/181; A43B 13/141; A43B 13/186; A43B 13/188; A43B 23/00; A43B 23/02; A43B 5/00; A43B 23/26; A43B 1/04; A43B 11/14; A43B 7/00; A43B 3/12; A43C 3/00; A43C 5/00; A43C 7/00; A43C 11/004
See application file for complete search history.

D648,113 S * 11/2011 Chang D2/972
D672,129 S * 12/2012 Bell D2/969
D683,947 S * 6/2013 James D2/972
D746,036 S * 12/2015 Harlow D2/972
D780,425 S * 3/2017 Abe D2/972
D790,839 S * 7/2017 Pauk D2/972
D796,179 S * 9/2017 Hatfield D2/972
D799,806 S * 10/2017 Atwell D2/972
D801,668 S * 11/2017 Kuerbis D2/972
D802,291 S * 11/2017 Petrenka D2/974
D828,001 S * 9/2018 Sokol D2/972
D854,808 S * 7/2019 Hernandez D2/972
D860,626 S * 9/2019 de Montgolfier D2/973
D865,351 S * 11/2019 Sokol D2/973
D875,368 S * 2/2020 Schenone D2/969
D876,803 S * 3/2020 Aden D2/973
D895,952 S * 9/2020 Reyes D2/973

* cited by examiner

Primary Examiner — Dominic V Simone
(74) *Attorney, Agent, or Firm* — Banner & Witcoff, Ltd.

(57) **CLAIM**

The ornamental design for a shoe, as shown and described.

DESCRIPTION

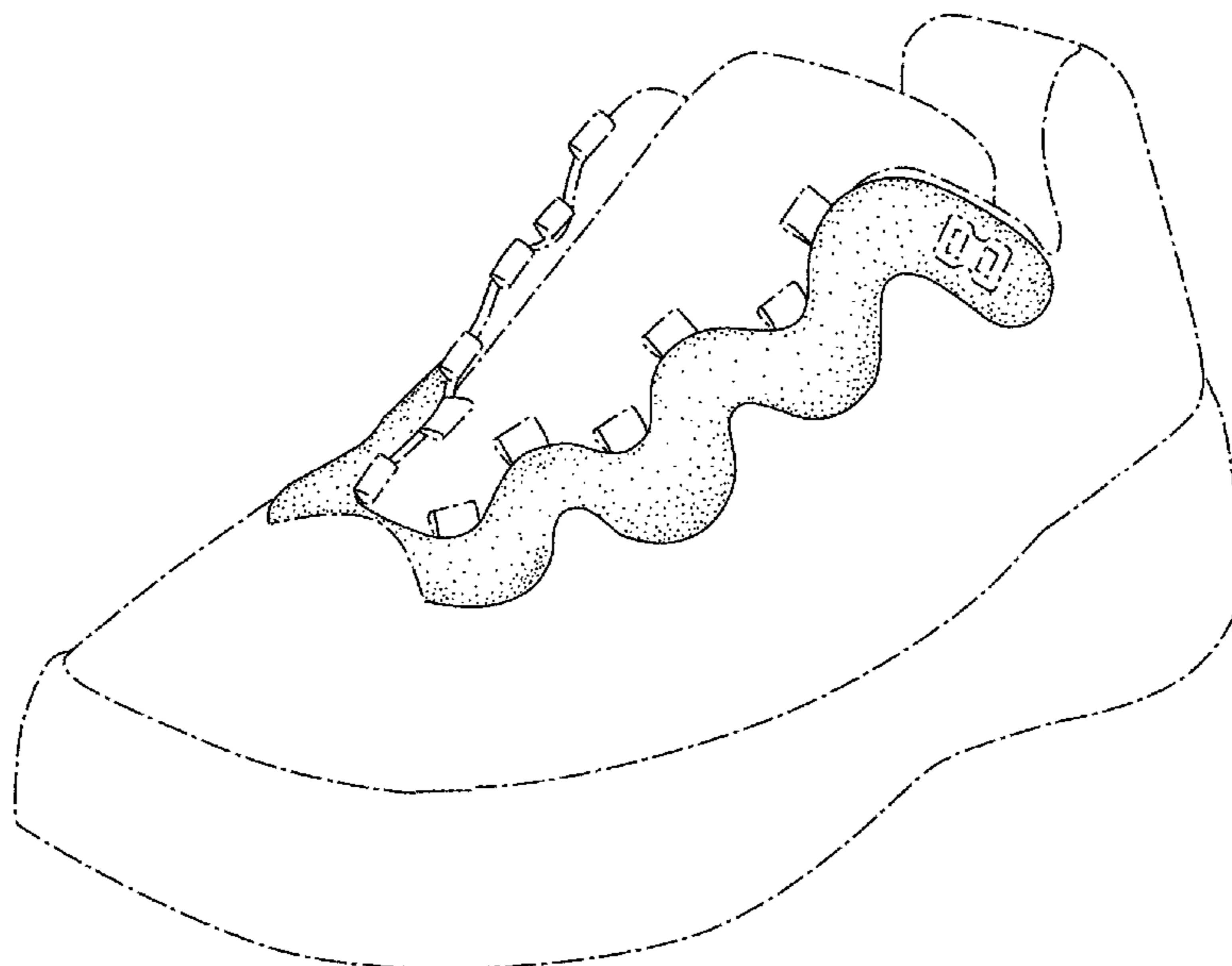
FIG. 1 is a front perspective view of a shoe showing our new design;
FIG. 2 is a side view thereof;
FIG. 3 is an opposite side view thereof;
FIG. 4 is a top view thereof;
FIG. 5 is an opposite side front perspective view thereof;
FIG. 6 is a rear perspective view thereof; and,
FIG. 7 is an opposite side rear perspective view thereof.
The broken lines within the shaded area represent features represent lacing features which form no part of the claimed design. The broken lines immediately adjacent to the shaded area define the bounds of the claimed design and form no part thereof. The broken lines depicting the remainder of the shoe show features that form no part of the claimed design.

1 Claim, 7 Drawing Sheets

(56) **References Cited**

U.S. PATENT DOCUMENTS

D279,139 S * 6/1985 Gamm D2/902
D290,901 S * 7/1987 Tong D2/969
D306,371 S * 3/1990 Feller D2/969
D348,561 S * 7/1994 Lozano D2/969
D348,765 S * 7/1994 Lozano D2/902
D357,573 S * 4/1995 Ng D2/969
D357,796 S * 5/1995 Crowley, II D2/972
D580,155 S * 11/2008 Banik D2/969



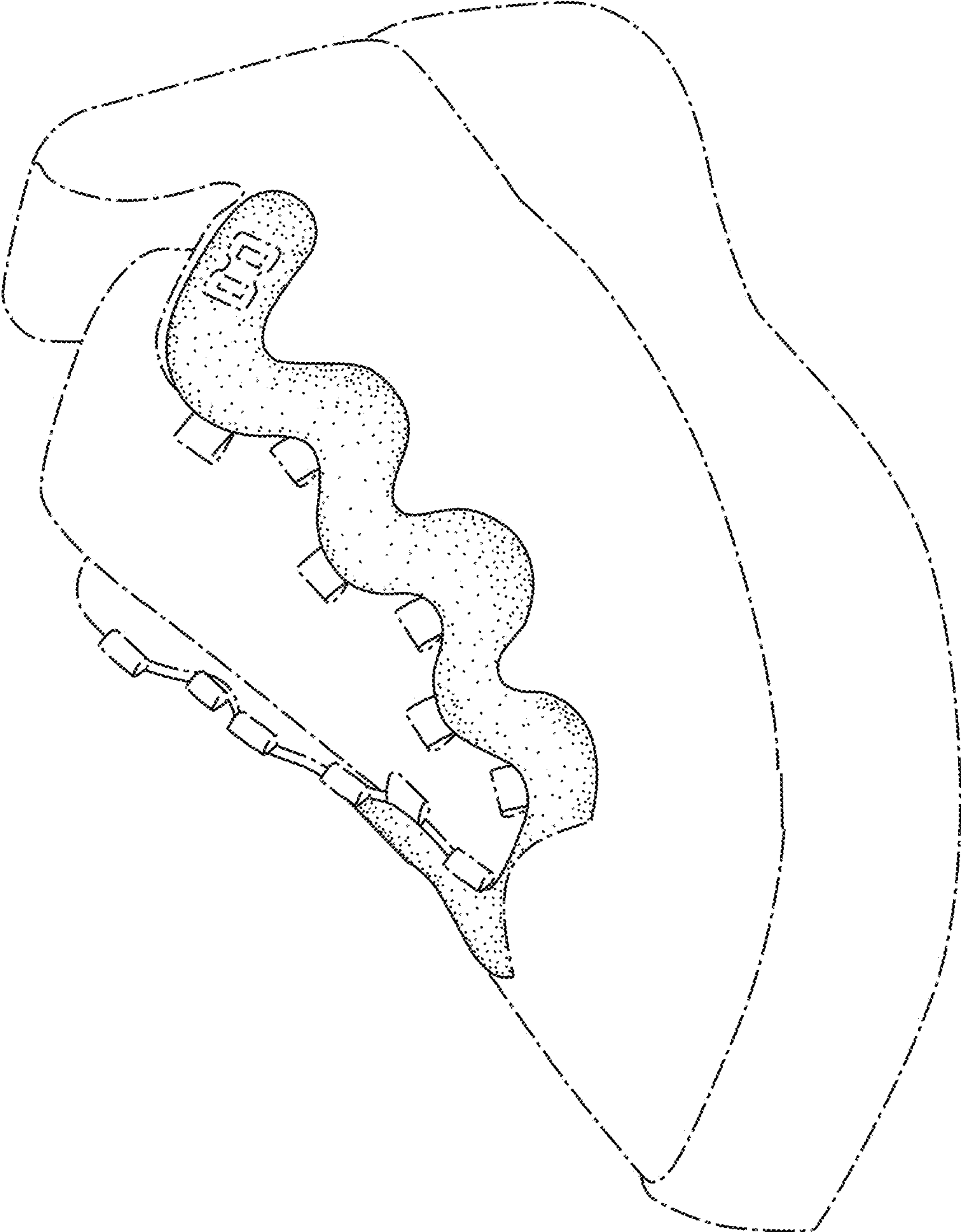


FIG. 1

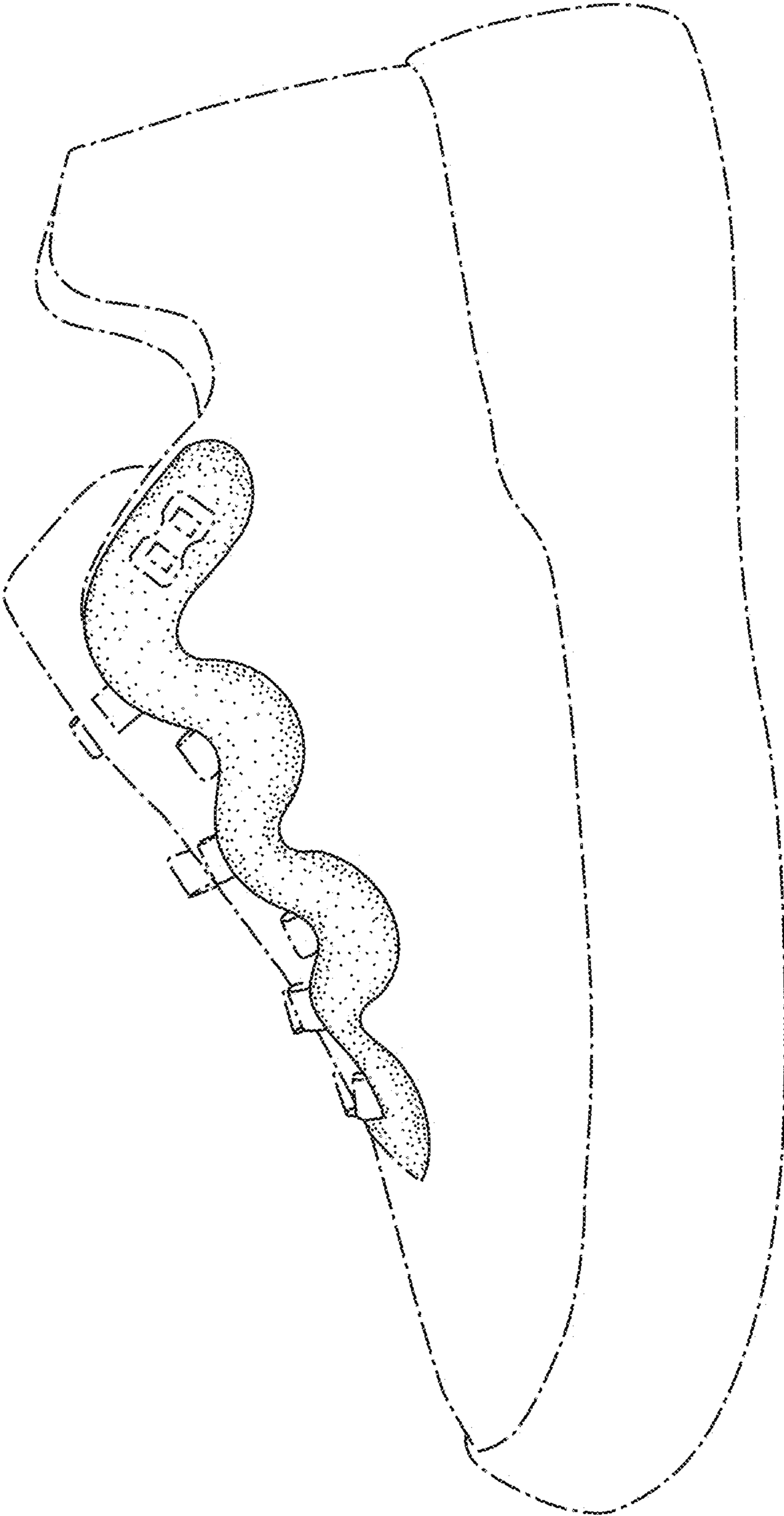


FIG. 2

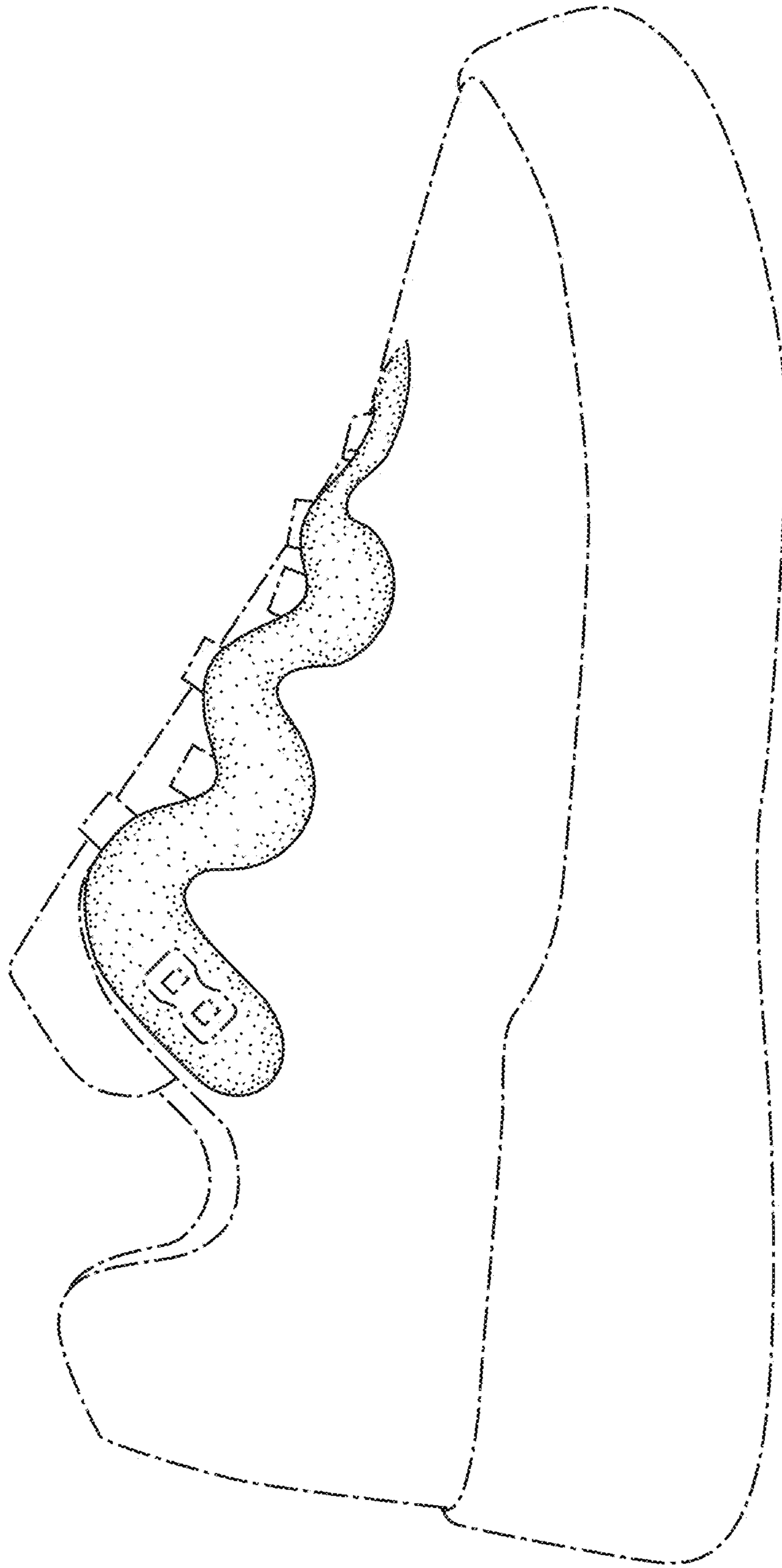


FIG. 3

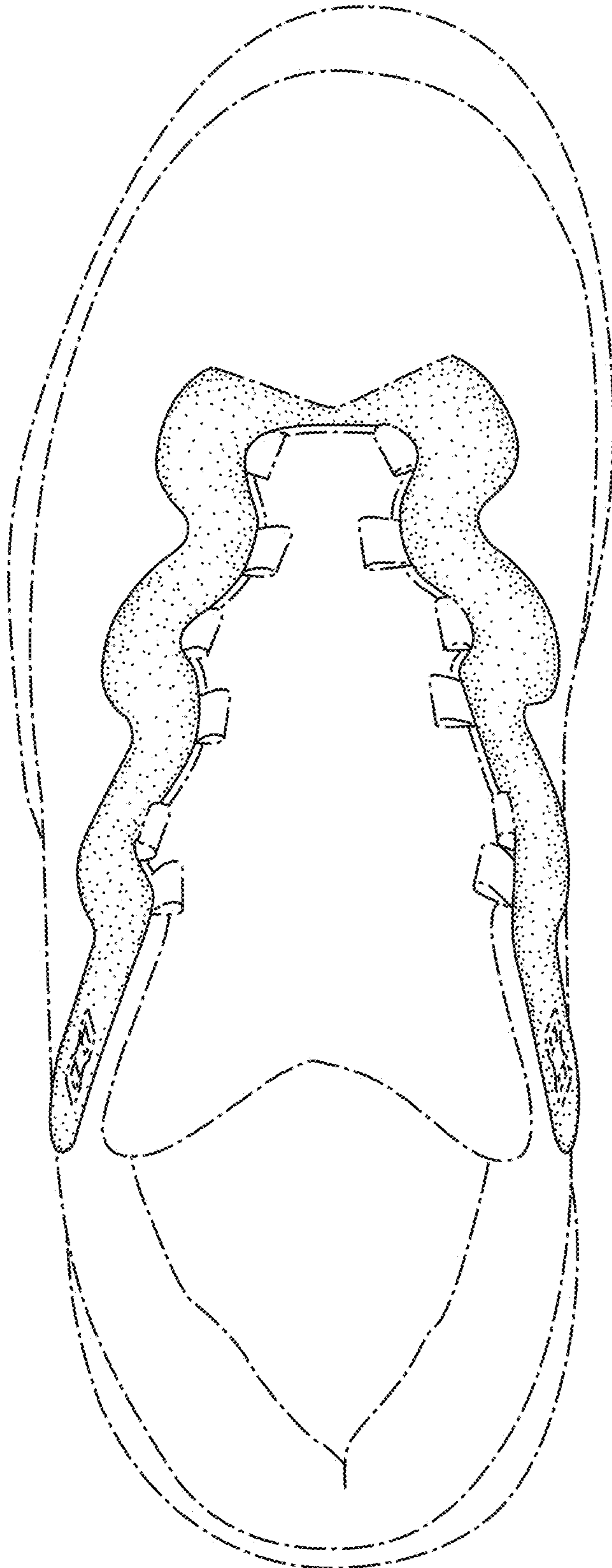


FIG. 4

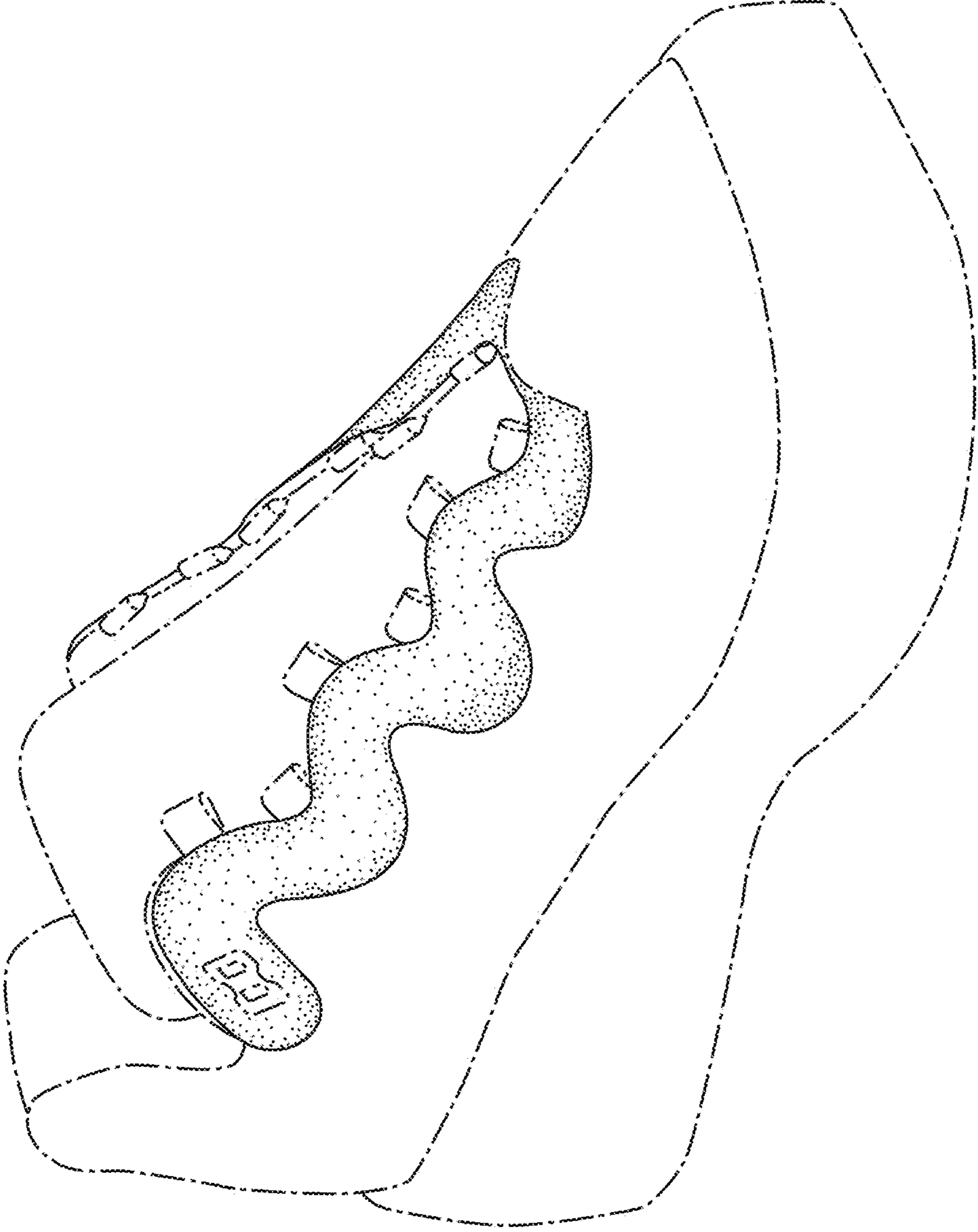


FIG. 5

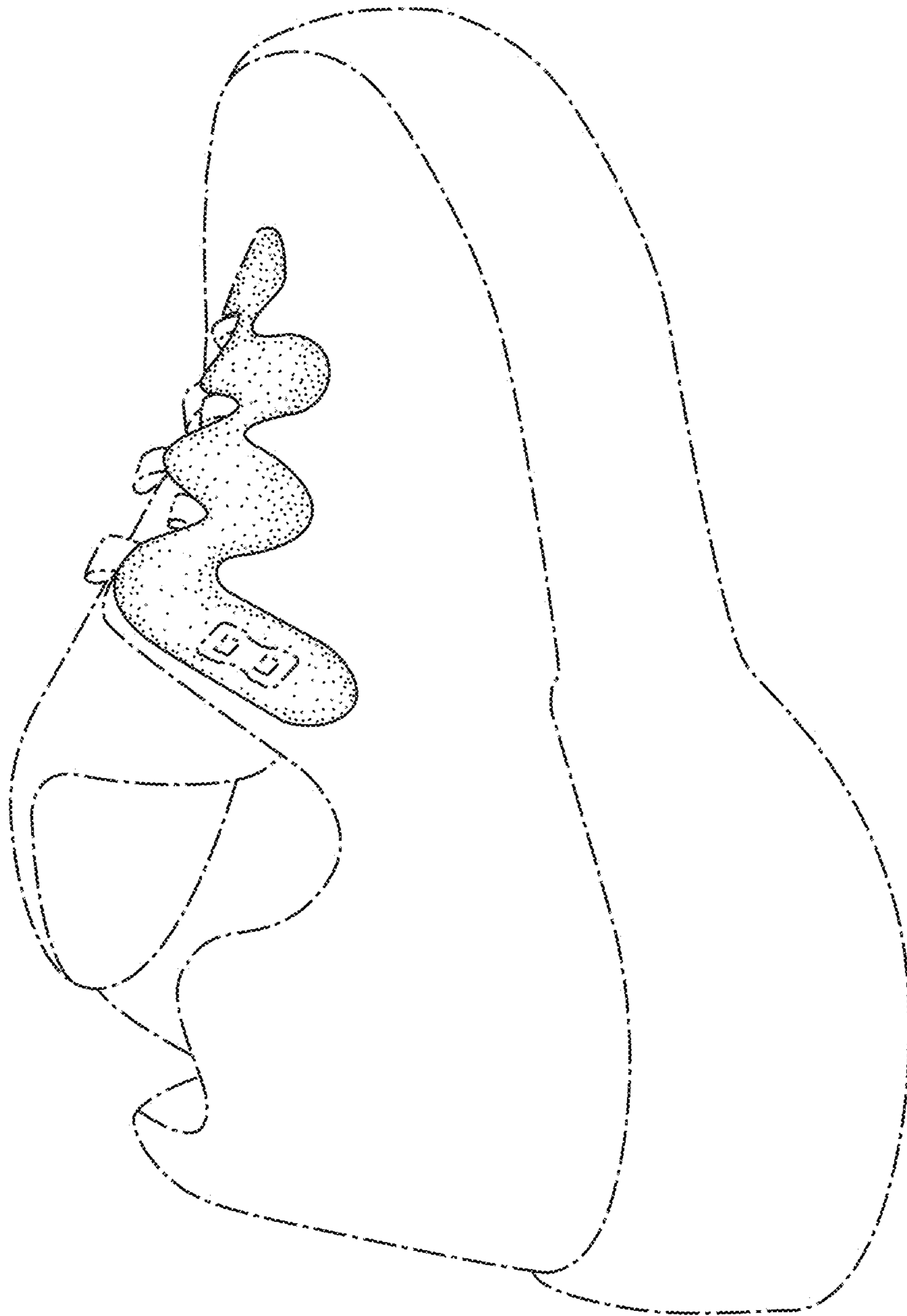


FIG. 6

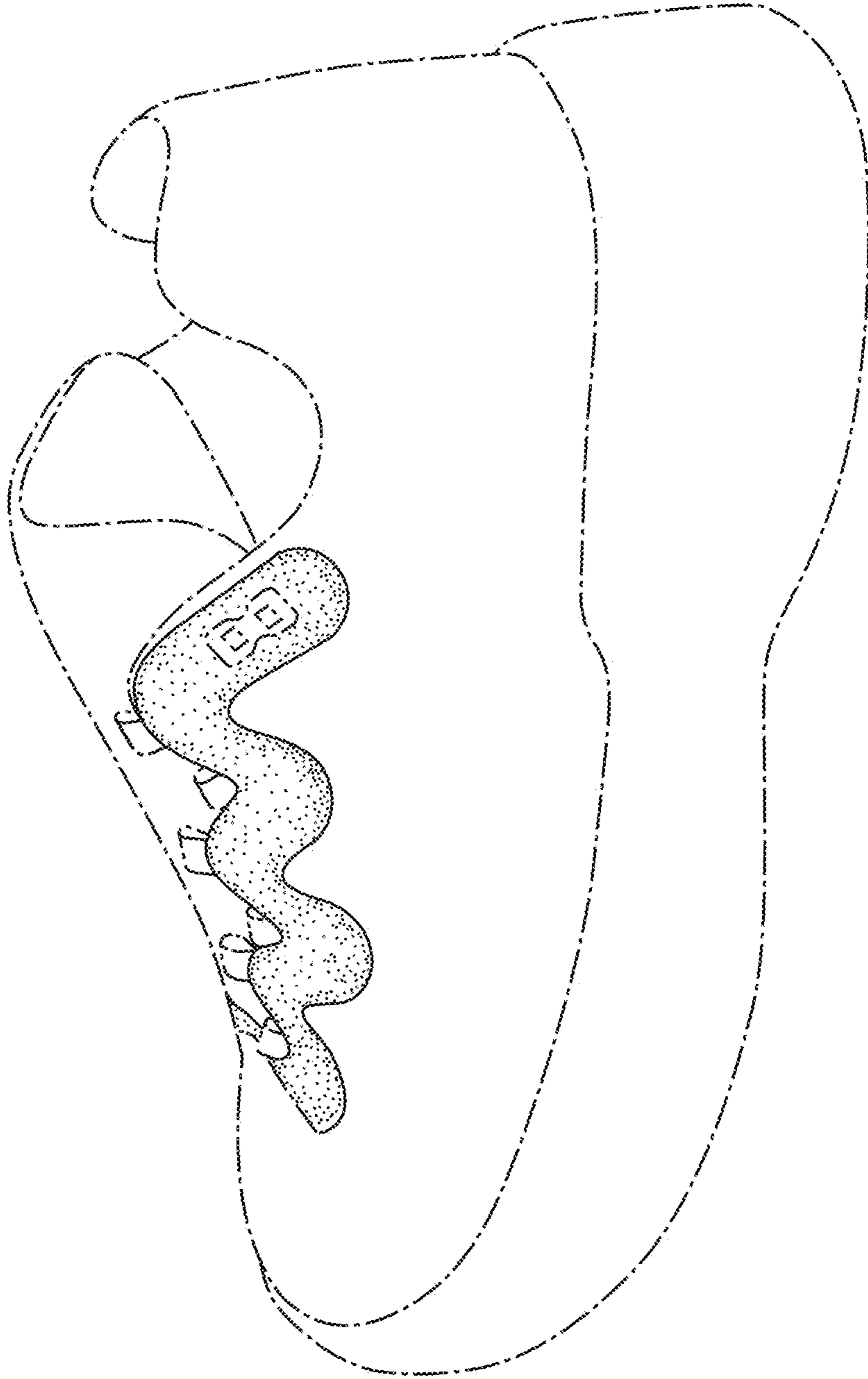


FIG. 7