



US00D905421S

(12) **United States Design Patent** (10) **Patent No.:** **US D905,421 S**
Strother (45) **Date of Patent:** **** Dec. 22, 2020**

(54) **SHOE UPPER ELEMENT**
(71) Applicant: **TBL Licensing LLC**, Stratham, NH (US)
(72) Inventor: **Brian Lee Strother**, Dover, NH (US)
(73) Assignee: **TBL Licensing LLC**, Stratham, NH (US)
(**) Term: **15 Years**
(21) Appl. No.: **29/729,884**
(22) Filed: **Mar. 31, 2020**

D508,767 S 8/2005 Hatfield
D579,648 S 11/2008 McDowell
D598,189 S 8/2009 Lamont
D614,383 S * 4/2010 Cessor D2/972
D626,739 S * 11/2010 Ho D2/972
D638,615 S 5/2011 McMillan
D645,648 S 9/2011 Lonigan
D654,262 S 2/2012 Jarvis
8,230,525 B2 7/2012 Lambertz
D687,218 S 8/2013 Teng-Lee
D690,093 S * 9/2013 Dombrow D2/972
D704,928 S 5/2014 Roundhouse
D747,088 S 1/2016 Tisci et al.

(Continued)

Related U.S. Application Data

(62) Division of application No. 29/605,874, filed on May 31, 2017, now Pat. No. Des. 882,238.
(51) **LOC (12) Cl.** **02-04**
(52) **U.S. Cl.**
USPC **D2/972**
(58) **Field of Classification Search**
USPC D2/896, 902, 906-908, 946, 947, 969, D2/972-974, 978; D5/47, 49, 50, 53, 54, D5/56, 60
CPC ... A43B 13/181; A43B 13/141; A43B 13/186; A43B 13/188; A43B 23/00; A43B 23/02; A43B 5/00; A43B 23/26; A43B 1/04; A43B 11/14; A43B 7/00; A43B 3/12; A43C 3/00; A43C 5/00; A43C 7/00; A43C 11/004
See application file for complete search history.

References Cited

U.S. PATENT DOCUMENTS

3,091,871 A 6/1963 Tronche
3,545,107 A 12/1970 Cinquegrana et al.
D282,599 S 2/1986 Frey
D412,780 S 8/1999 Hatfield et al.
D485,976 S 2/2004 Maatita

OTHER PUBLICATIONS

Strother et al., U.S. Appl. No. 29/605,876, filed May 31, 2017, and entitled "Shoe Upper Element" (.509).

(Continued)

Primary Examiner — Dominic V Simone
(74) *Attorney, Agent, or Firm* — Lerner, David, Littenberg, Krumholz & Mentlik, LLP

CLAIM


(57) The ornamental design for shoe upper element, as shown and described.

DESCRIPTION

FIG. 1 is a rear perspective view of my shoe upper element, according to my design;
FIG. 2 is a front view thereof;
FIG. 3 is a rear view thereof;
FIG. 4 is a right-side view thereof;
FIG. 5 is a left-side view thereof;
FIG. 6 is a top view thereof; and,
FIG. 7 is a bottom view thereof.

The broken lines shown in the drawings represent portions of the shoe upper element and exemplary footwear that form no part of the claimed design.

1 Claim, 6 Drawing Sheets



(56)

References Cited

U.S. PATENT DOCUMENTS

D747,863 S 1/2016 Tisci et al.
D765,380 S * 9/2016 Petrie D2/972
D765,963 S * 9/2016 Lopatic D2/969
D767,871 S 10/2016 Avar
D771,933 S 11/2016 Scott, Jr.
D778,581 S 2/2017 Kanata
D781,561 S * 3/2017 Gibson D2/972
D781,563 S * 3/2017 Chang D2/972
D782,177 S * 3/2017 Lee D2/972
D783,264 S 4/2017 Hoellmueller et al.
D802,286 S * 11/2017 Klein D2/972
D802,901 S 11/2017 Chang
D807,631 S * 1/2018 Sullivan D2/972
D820,576 S 6/2018 Thornhill
D824,155 S 7/2018 Maulid
D837,502 S 1/2019 Maulid
D837,503 S 1/2019 Taylor
D837,504 S 1/2019 Redon
2014/0259760 A1 9/2014 Dojan et al.

OTHER PUBLICATIONS

Strother et al., U.S. Appl. No. 29/605,874, filed May 31, 2017, and entitled "Shoe Upper Element" (.466).

* cited by examiner




FIG. 1

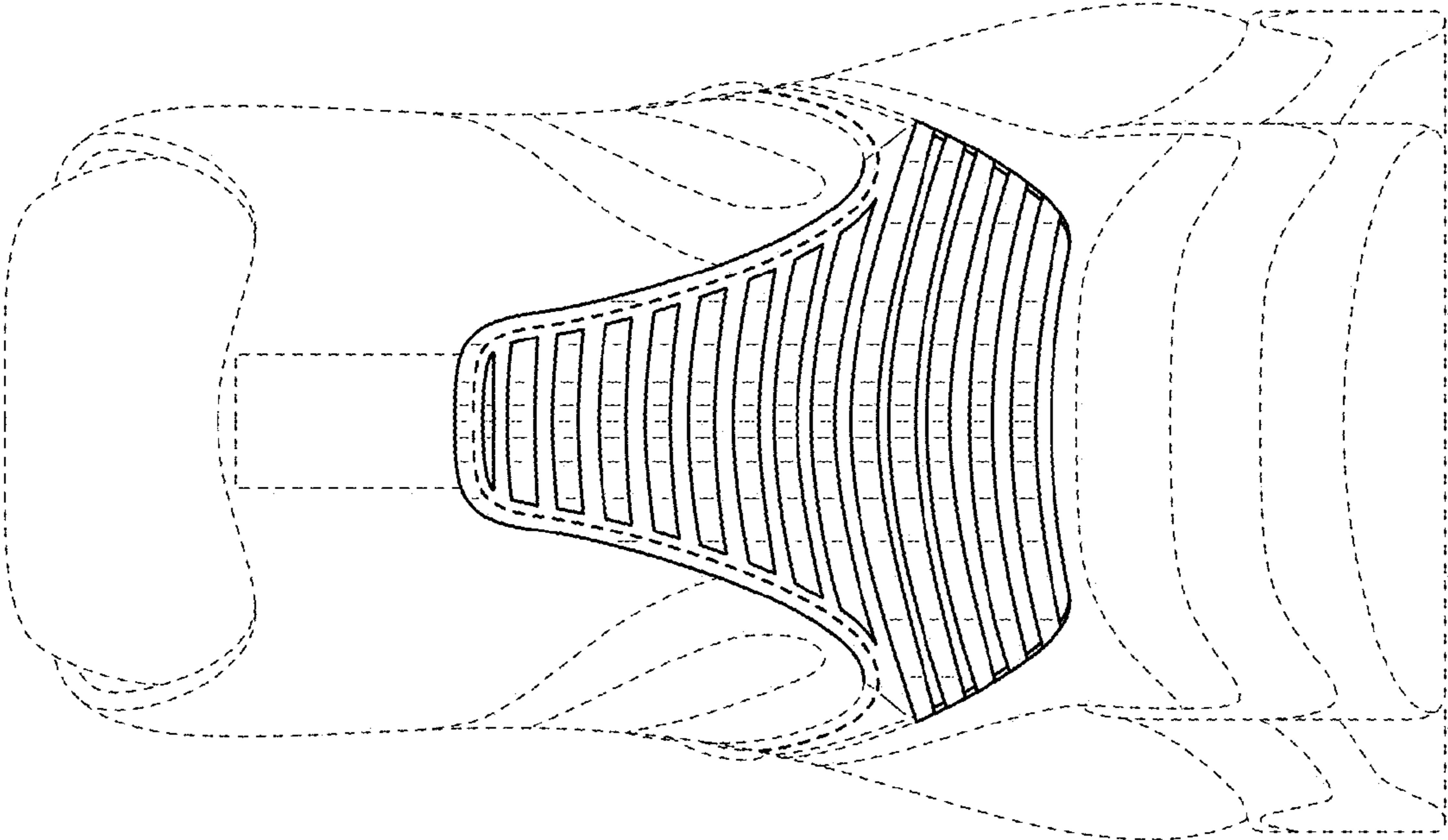


FIG. 3

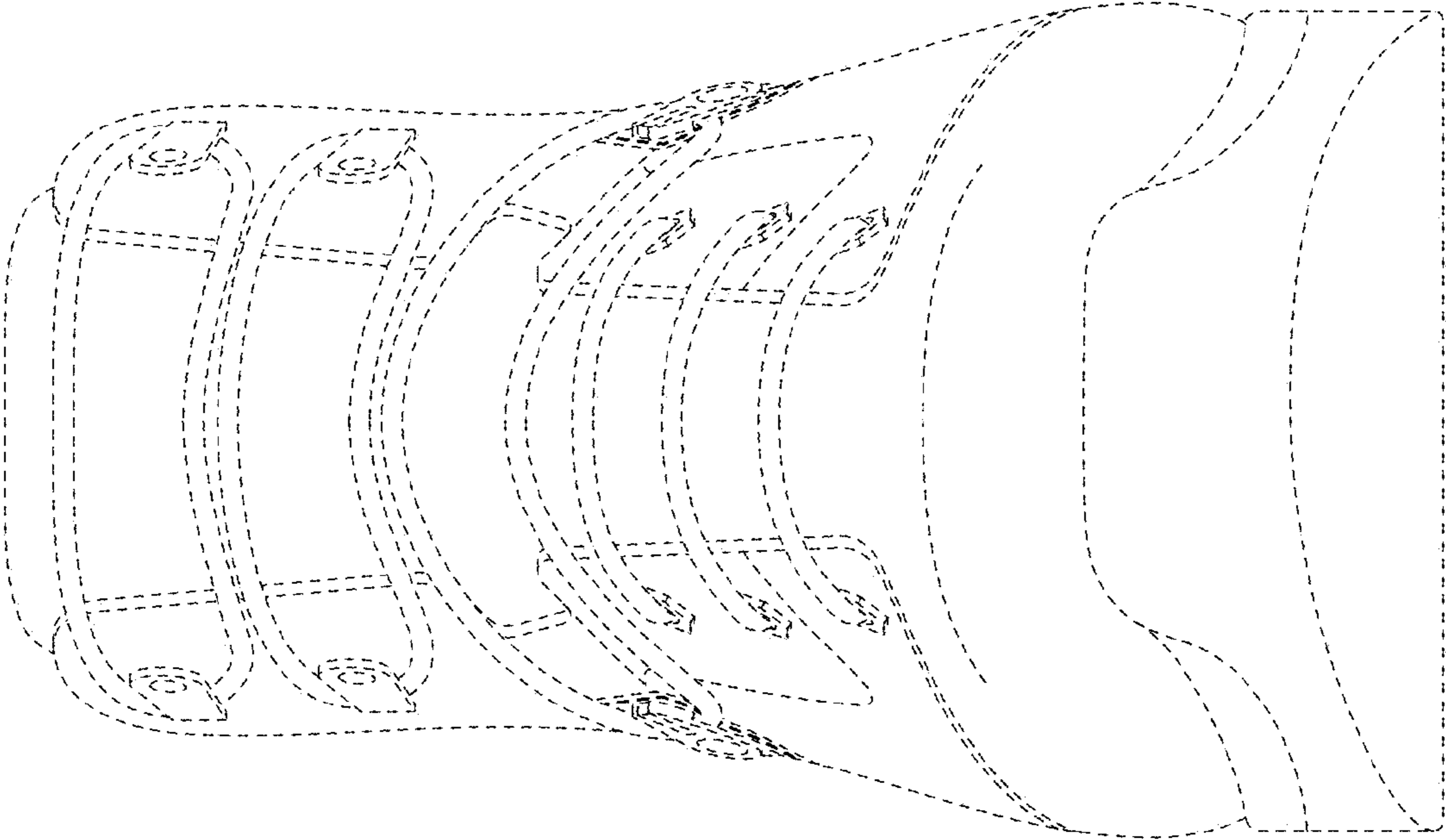


FIG. 2




FIG. 4

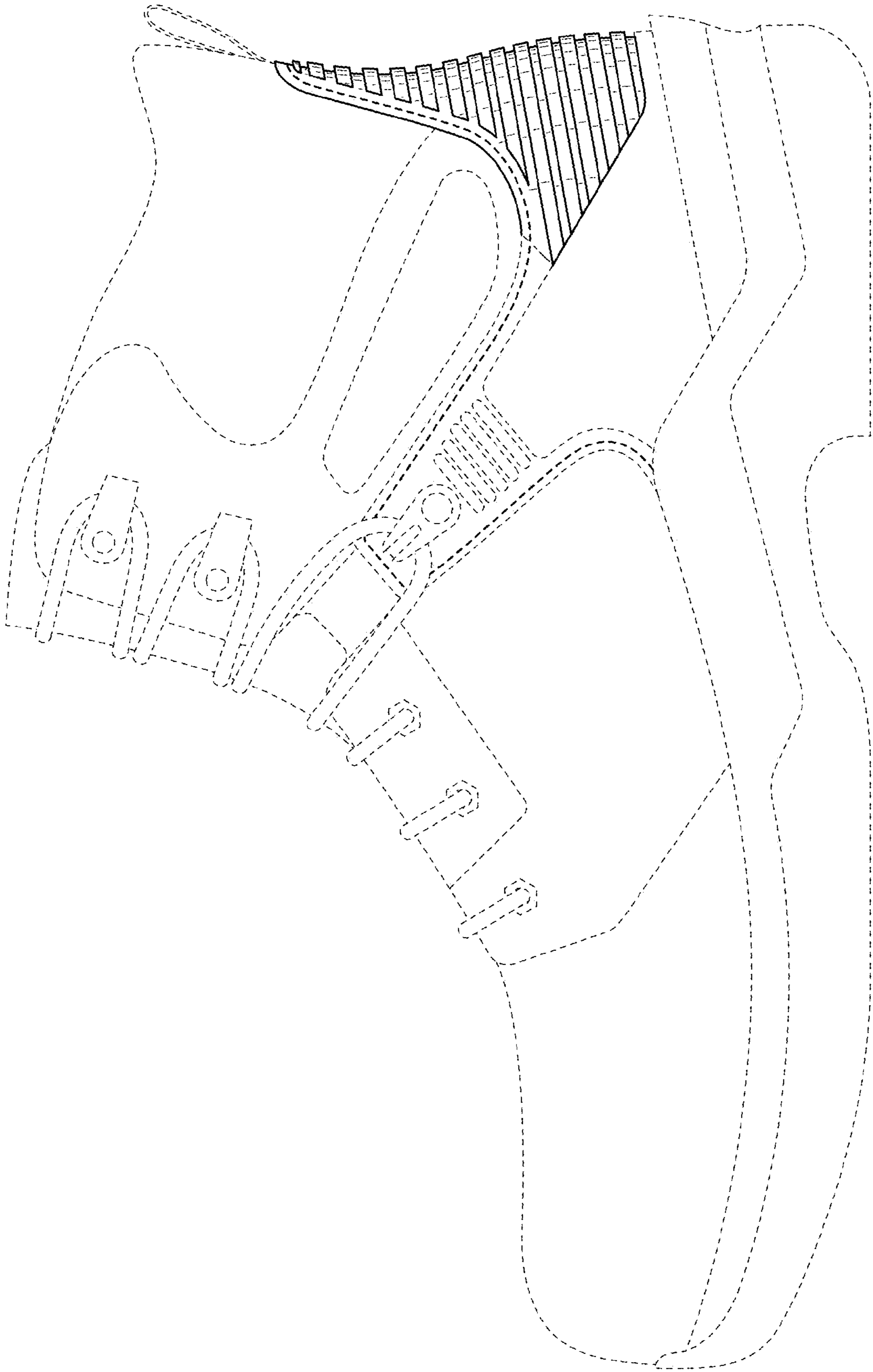


FIG. 5

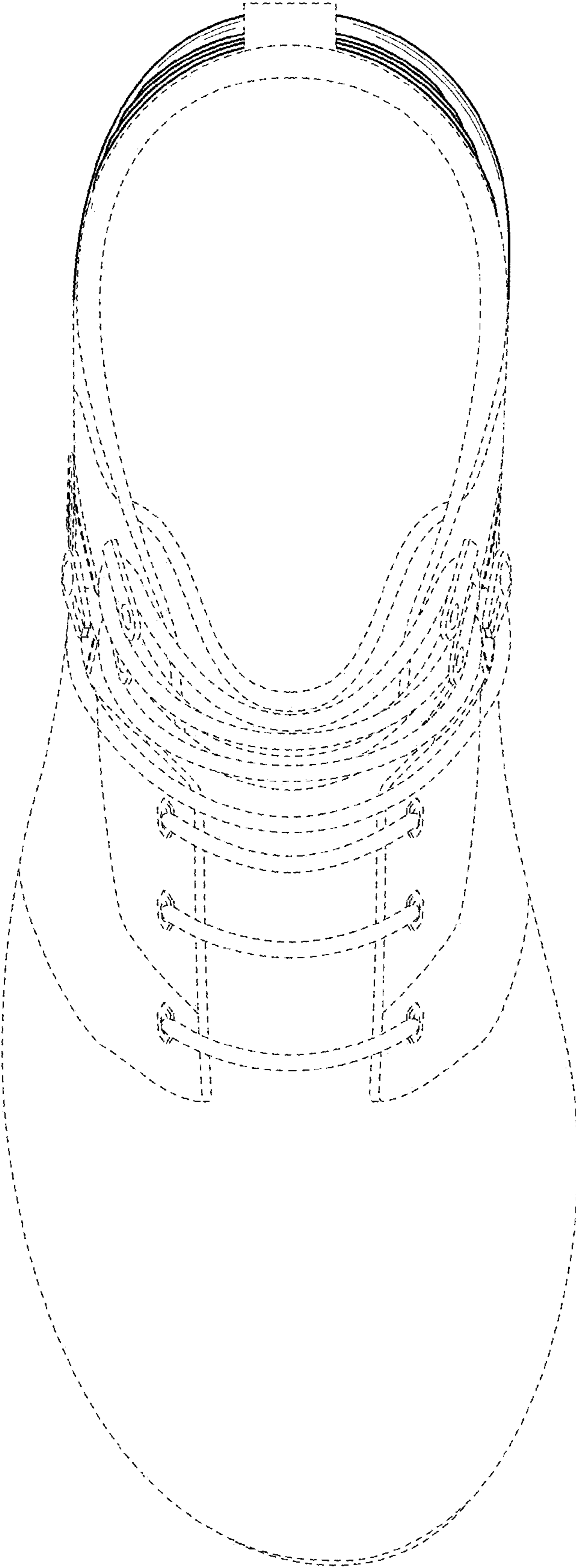


FIG. 6

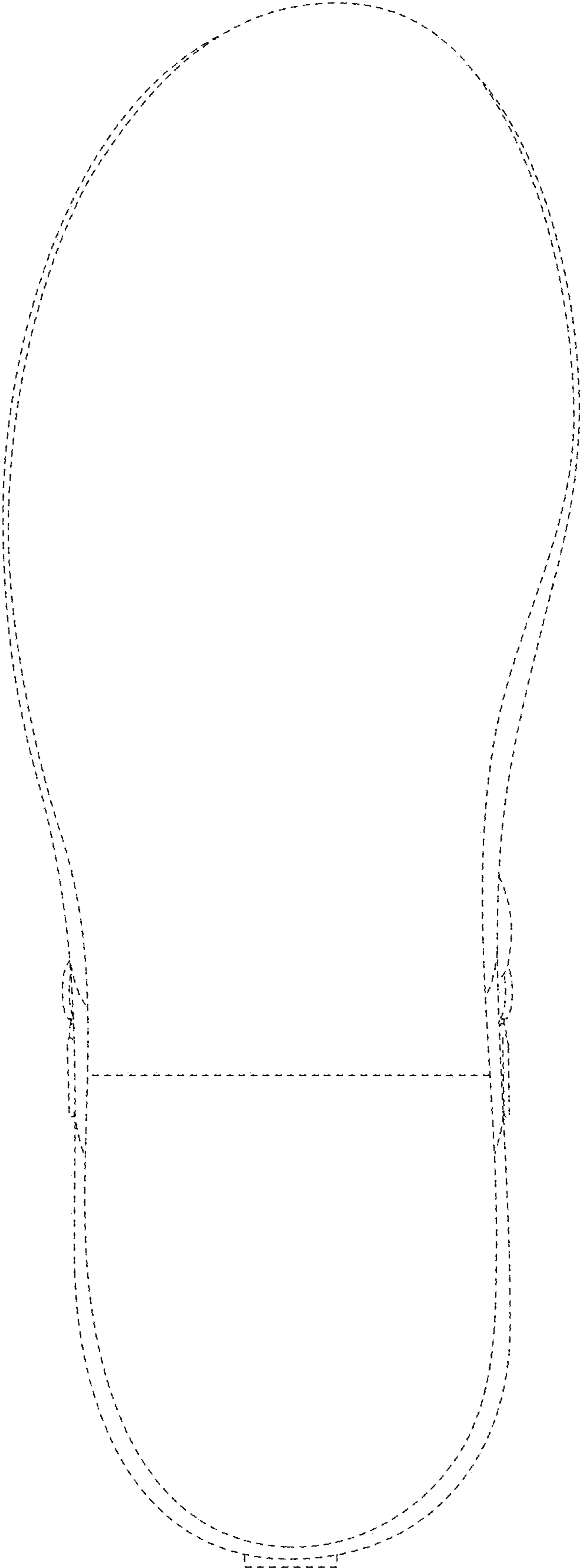


FIG. 7