



US00D905416S

(12) **United States Design Patent**  
**Durflinger**

(10) **Patent No.:** **US D905,416 S**

(45) **Date of Patent:** **\*\* Dec. 22, 2020**

- (54) **SHOE**
- (71) Applicant: **NIKE, Inc.**, Beaverton, OR (US)
- (72) Inventor: **Nate Durflinger**, Portland, OR (US)
- (73) Assignee: **NIKE, Inc.**, Beaverton, OR (US)
- (\*\*) Term: **15 Years**
- (21) Appl. No.: **29/687,493**
- (22) Filed: **Apr. 12, 2019**
- (51) **LOC (12) Cl.** ..... **02-04**
- (52) **U.S. Cl.**  
USPC ..... **D2/972**
- (58) **Field of Classification Search**  
USPC ..... D2/896, 902, 904, 906–908, 944, 969,  
D2/972–974; D5/47, 49, 50, 53, 54, 56,  
D5/60  
CPC ... A43B 13/181; A43B 13/141; A43B 13/186;  
A43B 13/188; A43B 23/00; A43B 23/02;  
A43B 5/00; A43B 23/26; A43B 1/04;  
A43B 11/14; A43B 7/00; A43B 3/12;  
A43C 3/00; A43C 5/00; A43C 7/00;  
A43C 11/004; A43C 1/00; A43C 1/06  
See application file for complete search history.

|              |         |           |       |        |
|--------------|---------|-----------|-------|--------|
| D699,028 S * | 2/2014  | Weeks     | ..... | D2/972 |
| D703,426 S * | 4/2014  | Lee       | ..... | D2/973 |
| D716,037 S * | 10/2014 | Young     | ..... | D2/972 |
| D749,312 S * | 2/2016  | Taylor    | ..... | D2/973 |
| D774,742 S * | 12/2016 | White     | ..... | D2/969 |
| D778,575 S * | 2/2017  | Matthews  | ..... | D2/972 |
| D781,045 S * | 3/2017  | Portzline | ..... | D2/972 |
| D816,318 S * | 5/2018  | Cooper    | ..... | D2/973 |
| D822,361 S * | 7/2018  | Young     | ..... | D2/972 |
| D822,363 S * | 7/2018  | Schenone  | ..... | D2/973 |
| D875,372 S * | 2/2020  | Gibson    | ..... | D2/972 |
| D891,751 S * | 8/2020  | Citarella | ..... | D2/973 |

\* cited by examiner

*Primary Examiner* — Dominic V Simone

(74) *Attorney, Agent, or Firm* — Banner & Witcoff, Ltd.

(57) **CLAIM**

The ornamental design for a shoe, as shown and described.

**DESCRIPTION**

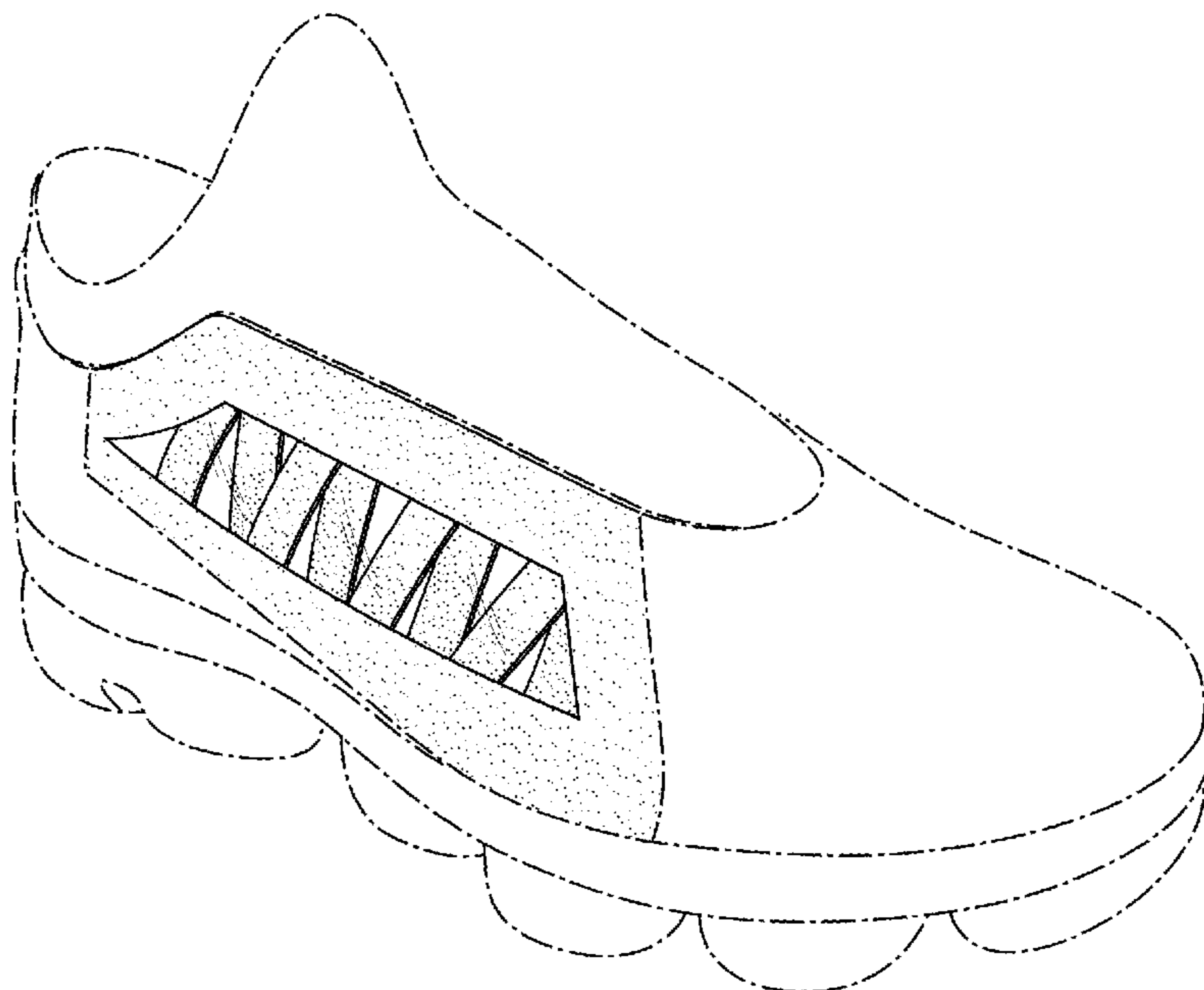
FIG. 1 is a front perspective view of a shoe showing my new design;  
 FIG. 2 is a side view thereof;  
 FIG. 3 is a rear perspective view thereof;  
 FIG. 4 is an enlarged view of the claimed design shown in FIG. 1 with environment removed for clarity purposes;  
 FIG. 5 is an enlarged view of the claimed design shown in FIG. 2 with environment removed for clarity purposes; and,  
 FIG. 6 is an enlarged view of the claimed design shown in FIG. 3 with environment removed for clarity purposes.  
 The broken lines immediately adjacent to the shaded area define the bounds of the claimed design and form no part thereof. The oblique shade lines represent a translucent or transparent appearance. The broken lines depicting the remainder of the shoe show features that form no part of the claimed design.

**1 Claim, 6 Drawing Sheets**

(56) **References Cited**

U.S. PATENT DOCUMENTS

|              |         |            |       |        |
|--------------|---------|------------|-------|--------|
| D386,896 S * | 12/1997 | Fogg       | ..... | D2/972 |
| D505,253 S * | 5/2005  | Rask       | ..... | D2/972 |
| D505,779 S * | 6/2005  | Matis      | ..... | D2/969 |
| D512,213 S * | 12/2005 | Hlavacs    | ..... | D2/972 |
| D543,682 S * | 6/2007  | Matis      | ..... | D2/969 |
| D563,654 S * | 3/2008  | Schoenborn | ..... | D2/969 |
| D675,008 S * | 1/2013  | VanHook    | ..... | D2/972 |
| D681,932 S * | 5/2013  | Parrett    | ..... | D2/972 |
| D689,683 S * | 9/2013  | Caron      | ..... | D2/972 |



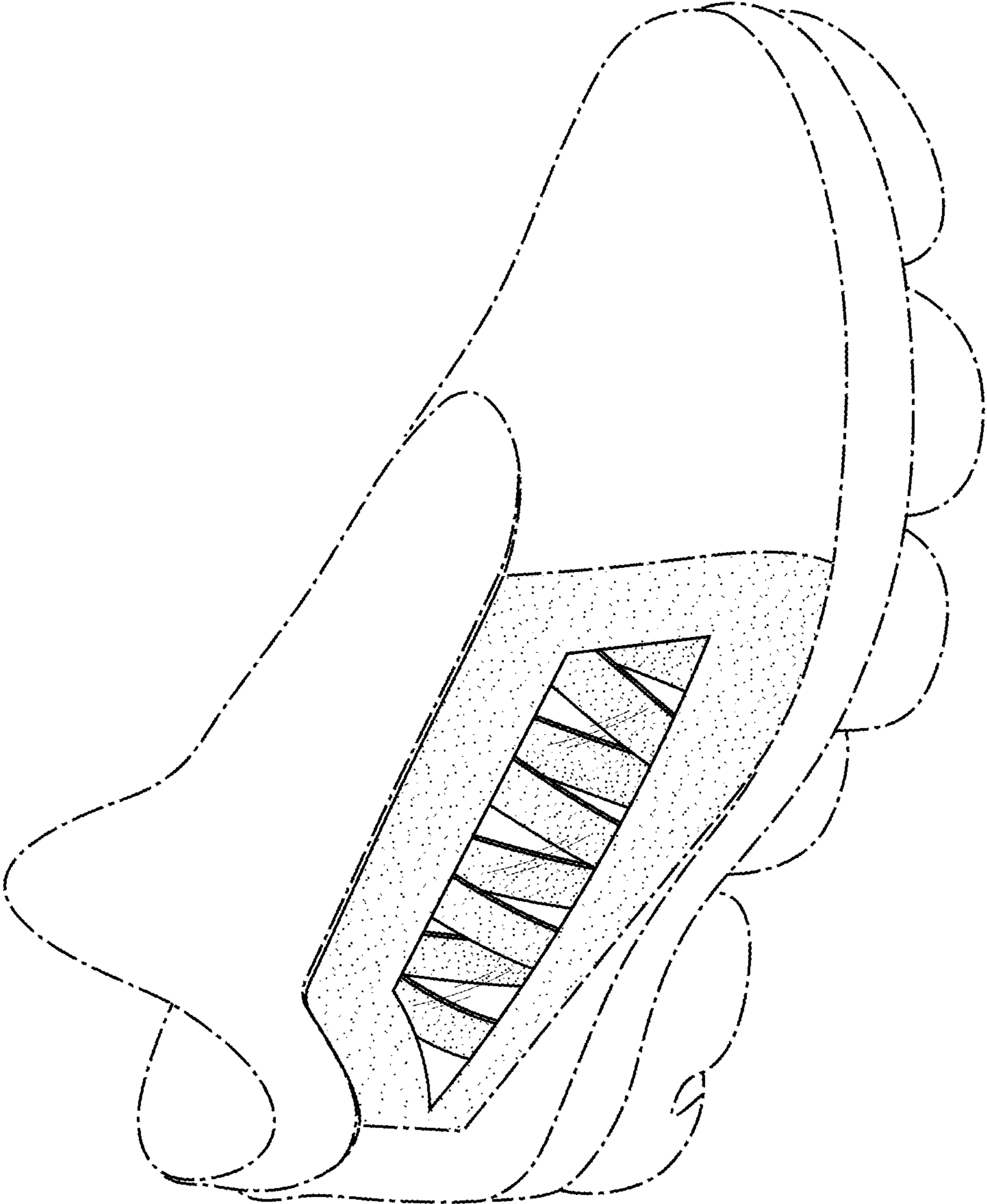


FIG. 1

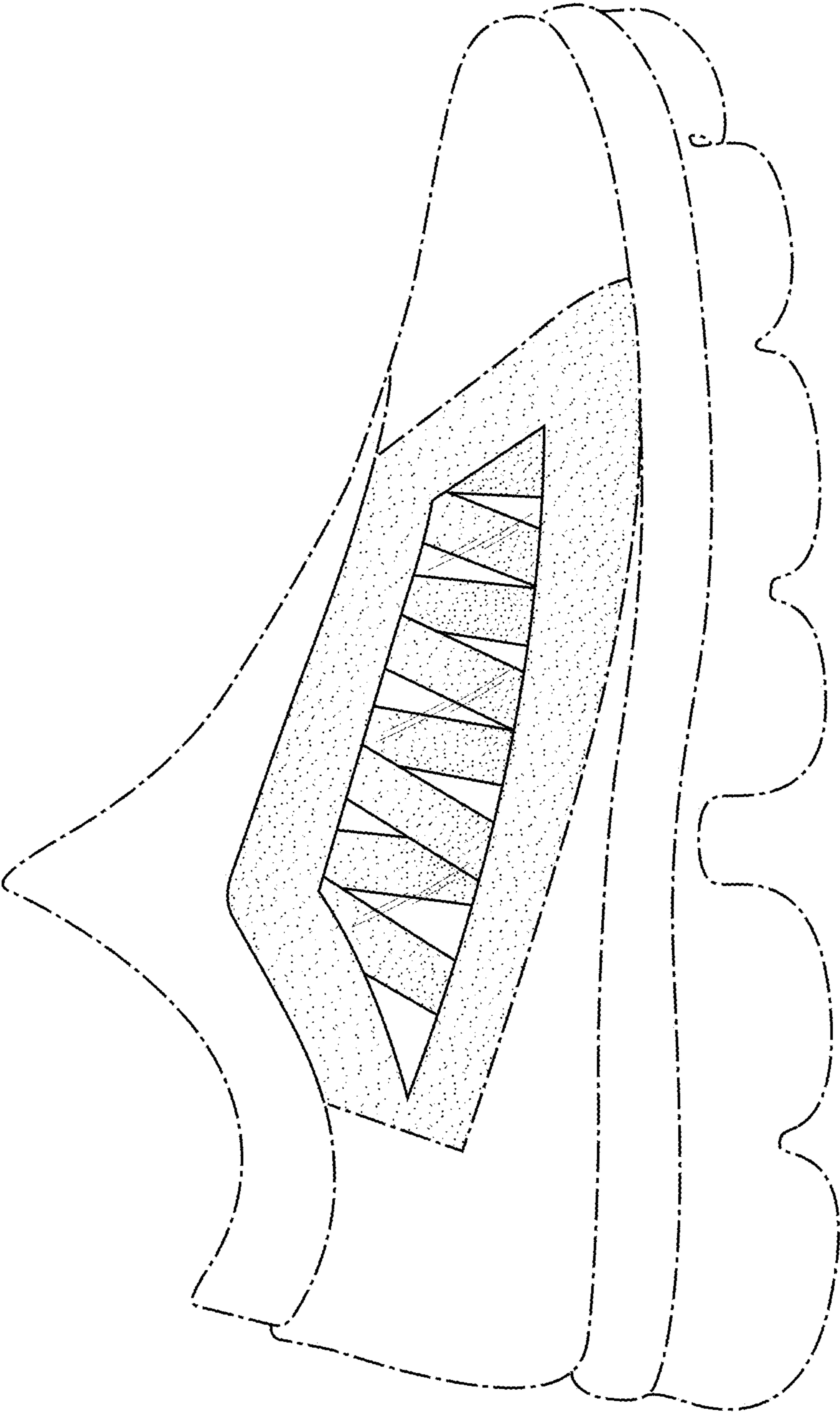


FIG. 2

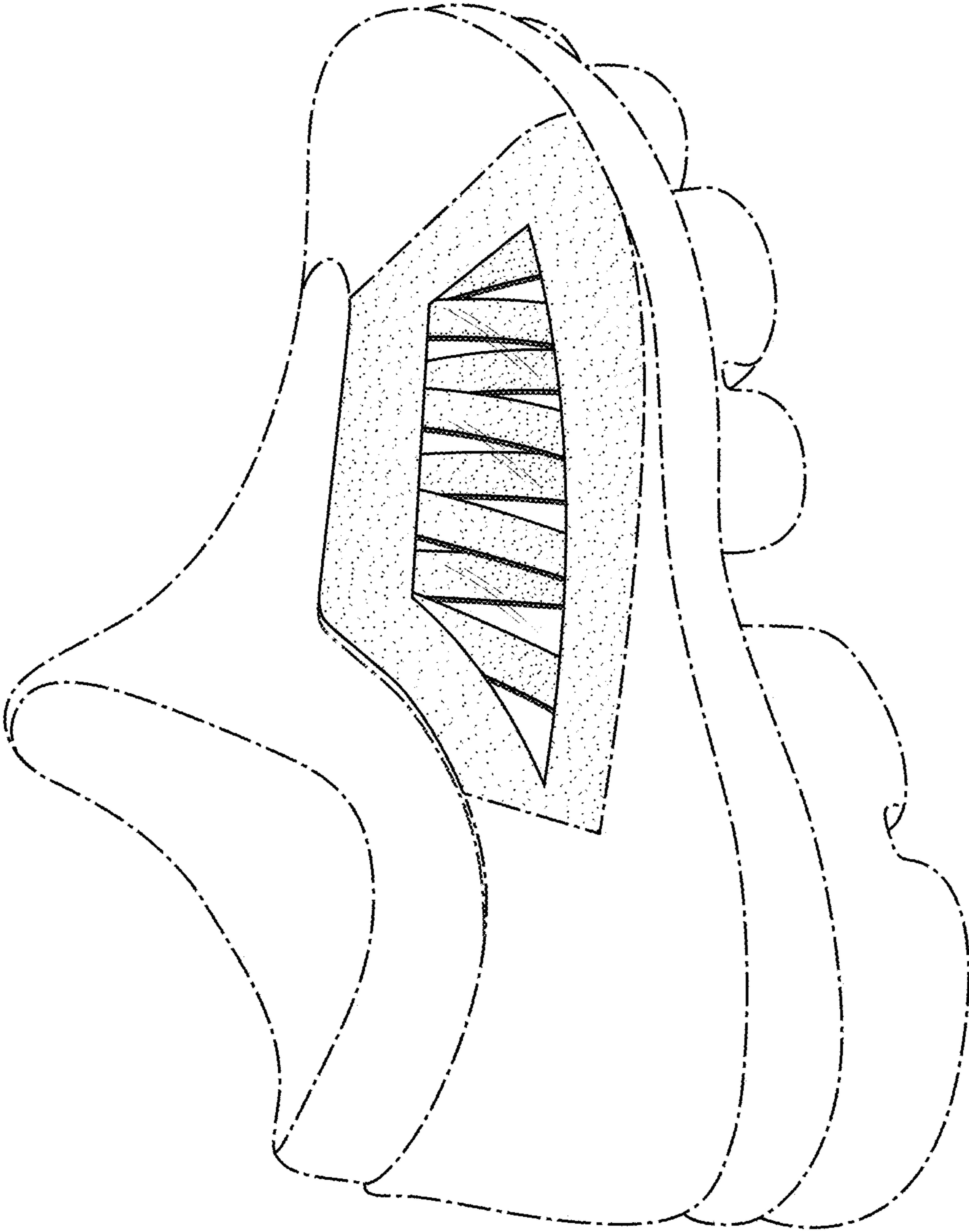


FIG. 3

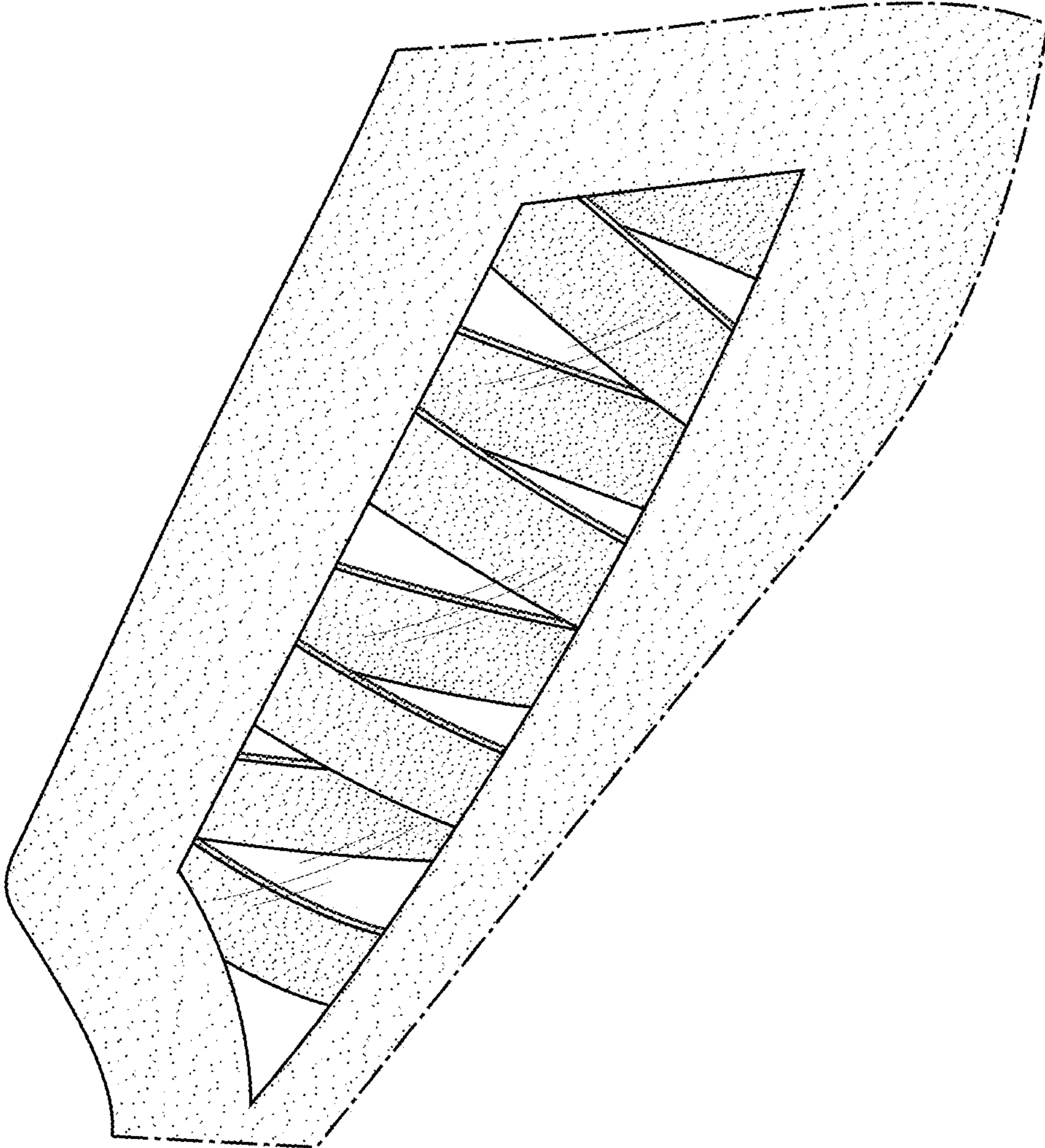


FIG. 4

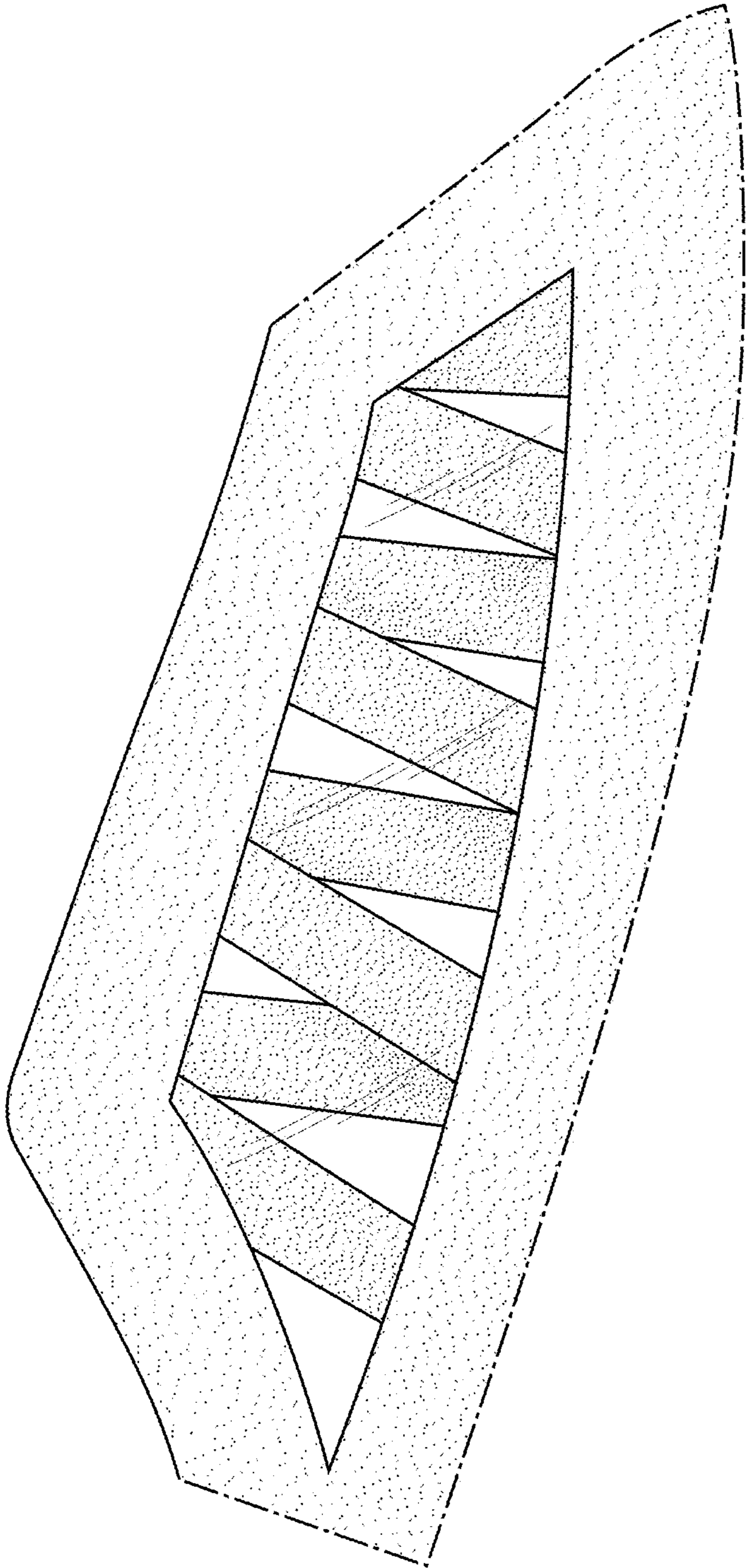


FIG. 5

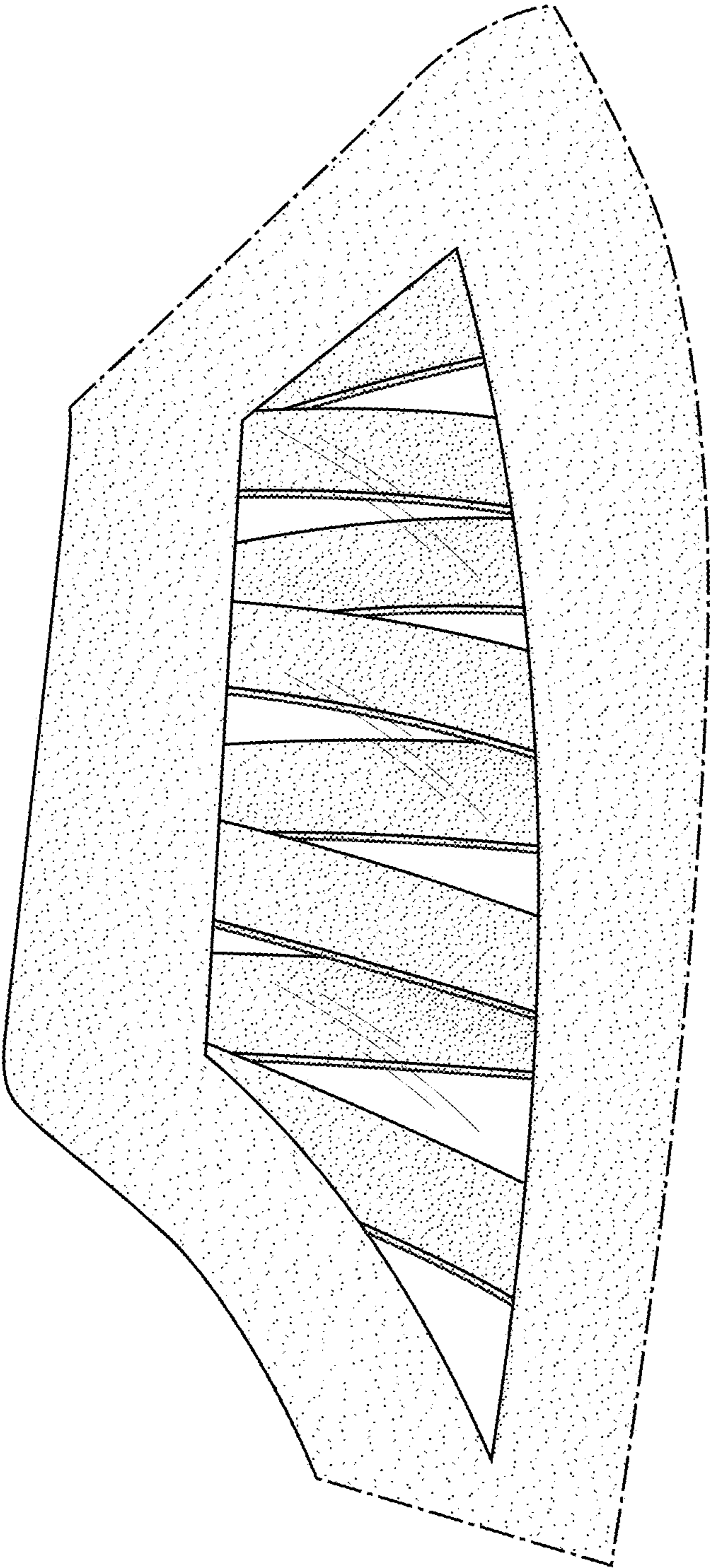


FIG. 6