

US00D905390S

(12) **United States Design Patent**
Hong et al.

(10) **Patent No.:** **US D905,390 S**
(45) **Date of Patent:** **** Dec. 22, 2020**

(54) **SHOE**

(71) Applicant: **NIKE, Inc.**, Beaverton, OR (US)

(72) Inventors: **Jin Hong**, Portland, OR (US); **Morgan Stauffer**, Portland, OR (US)

(73) Assignee: **NIKE, Inc.**, Beaverton, OR (US)

(**) Term: **15 Years**

(21) Appl. No.: **29/697,839**

(22) Filed: **Jul. 11, 2019**

(51) **LOC (12) Cl.** **02-04**

(52) **U.S. Cl.**
USPC **D2/947**; D2/951; D2/953

(58) **Field of Classification Search**
USPC D2/902, 906, 908, 916, 918, 925,
D2/946–962, 972, 977; 36/3 B, 22 R,
36/24.5, 25 R, 28, 32 R, 34 R, 59 C,
36/67 A, 103
CPC A43B 13/00; A43B 13/02; A43B 13/023;
A43B 13/026; A43B 13/04; A43B 13/08;
A43B 13/10; A43B 13/12; A43B 13/14;
A43B 13/141; A43B 13/143; A43B
13/16; A43B 13/18; A43B 13/181; A43B
13/187; A43B 13/189; A43B 13/20; A43B
13/22; A43B 13/223; A43B 13/24; A43B
13/28; A43B 13/30; A43B 13/32; A43B
13/34; A43B 13/36
See application file for complete search history.

(56) **References Cited**

U.S. PATENT DOCUMENTS

4,096,649 A * 6/1978 Saurwein A43B 13/223
36/32 R
5,083,361 A * 1/1992 Rudy A43B 13/189
29/454

5,425,184 A * 6/1995 Lyden A43B 13/20
36/114
5,625,964 A * 5/1997 Lyden A43B 13/20
36/114
6,237,251 B1 * 5/2001 Litchfield A43B 1/0072
36/114
6,457,261 B1 * 10/2002 Crary A43B 13/181
36/114
D481,200 S * 10/2003 Belley D2/947
D582,138 S * 12/2008 Claveria D2/918
D583,539 S * 12/2008 Henderson D2/946
D823,581 S * 7/2018 Umehara D2/951
D838,966 S * 1/2019 Pauk D2/972
D851,878 S * 6/2019 Pauk B32B 25/08
D2/947
D858,955 S * 9/2019 Bongers G16H 40/63
D2/910
D860,605 S * 9/2019 Small A43B 13/223
D2/947
D860,622 S * 9/2019 Pauk D2/972

(Continued)

Primary Examiner — T Chase Nelson

(74) *Attorney, Agent, or Firm* — Banner & Witcoff, Ltd.

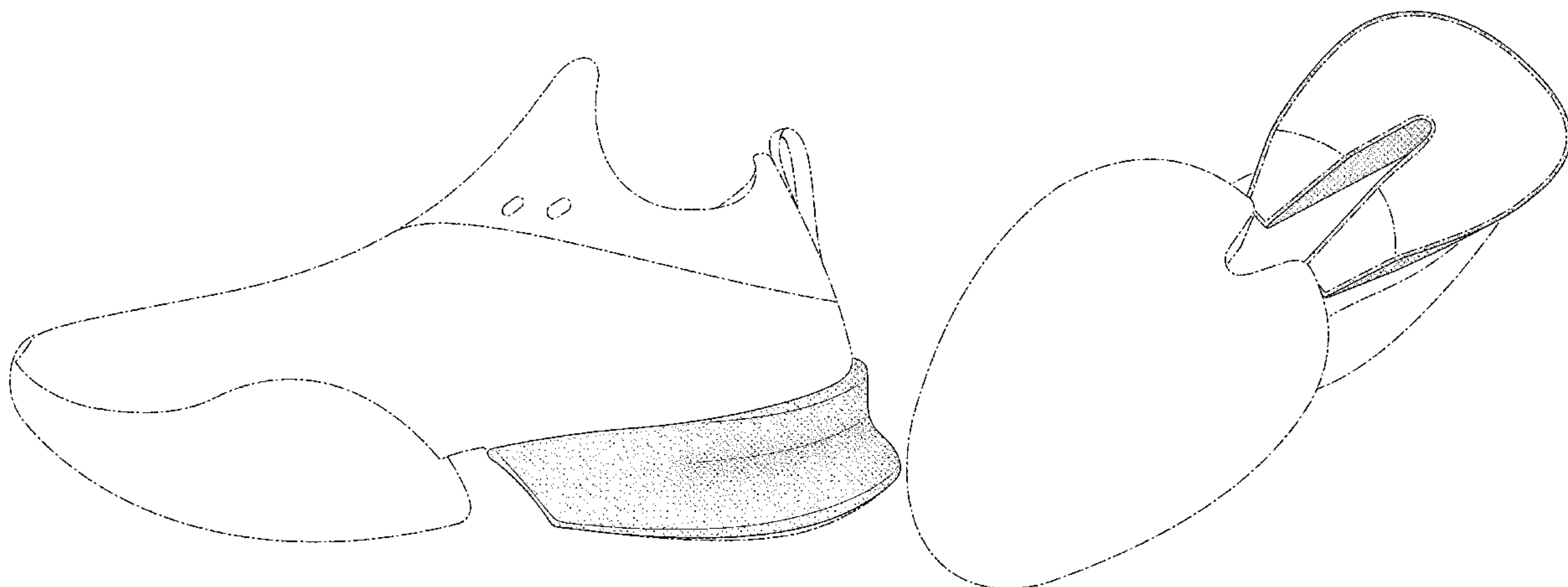
(57) **CLAIM**

The ornamental design for a shoe, as shown and described.

DESCRIPTION

FIG. 1 is a side view of a shoe showing our new design;
FIG. 2 is a rear perspective view thereof;
FIG. 3 is an opposite side rear perspective view thereof;
FIG. 4 is an opposite side view thereof;
FIG. 5 is a bottom rear perspective view thereof;
FIG. 6 is a bottom view thereof; and,
FIG. 7 is a bottom front perspective view thereof.
The broken line immediately adjacent to the internal perimeter of the shaded area on the bottom of the shoe defines the bounds of the claimed design and forms no part thereof. The broken lines depicting the remainder of the shoe show features that form no part of the claimed design.

1 Claim, 7 Drawing Sheets



(56)

References Cited

U.S. PATENT DOCUMENTS

D869,832 S * 12/2019 Seamarks A43B 13/181
D2/947
D870,435 S * 12/2019 Engel A43B 13/186
D2/953
D885,030 S * 5/2020 Kosenick A43B 13/20
D2/959
D888,386 S * 6/2020 Pauk D2/947
D888,401 S * 6/2020 Pauk D2/972
D888,402 S * 6/2020 Pauk A43B 13/223
D2/972
D891,057 S * 7/2020 Seamarks D2/947
D891,742 S * 8/2020 Seamarks D2/947
D892,479 S * 8/2020 Han D2/947
D893,146 S * 8/2020 Lee D2/953
D894,584 S * 9/2020 de Montgolfier D2/972
D895,946 S * 9/2020 Hong D2/947
D896,486 S * 9/2020 Hong D2/947
10,766,202 B2 * 9/2020 Hender B29C 66/1122
2002/0017036 A1 * 2/2002 Berger A43B 13/186
36/3 B
2010/0281716 A1 * 11/2010 Luthi A43B 13/143
36/30 R
2013/0278436 A1 * 10/2013 Ellis G16H 40/63
340/870.07
2018/0263337 A1 * 9/2018 Markison A43B 13/223
2019/0231026 A1 * 8/2019 Fujita A43B 7/32
2019/0231027 A1 * 8/2019 Eldem A43B 5/00
2019/0246746 A1 * 8/2019 Bock A43C 11/20
2019/0246747 A1 * 8/2019 Bock A43B 3/0005
2020/0113287 A1 * 4/2020 Johnson A43B 23/0235
2020/0154822 A1 * 5/2020 Kita B29D 35/122
2020/0205514 A1 * 7/2020 Vandomelen A43B 13/127
2020/0268092 A1 * 8/2020 Archer B32B 25/08
2020/0275737 A1 * 9/2020 Connell A43B 13/026

* cited by examiner

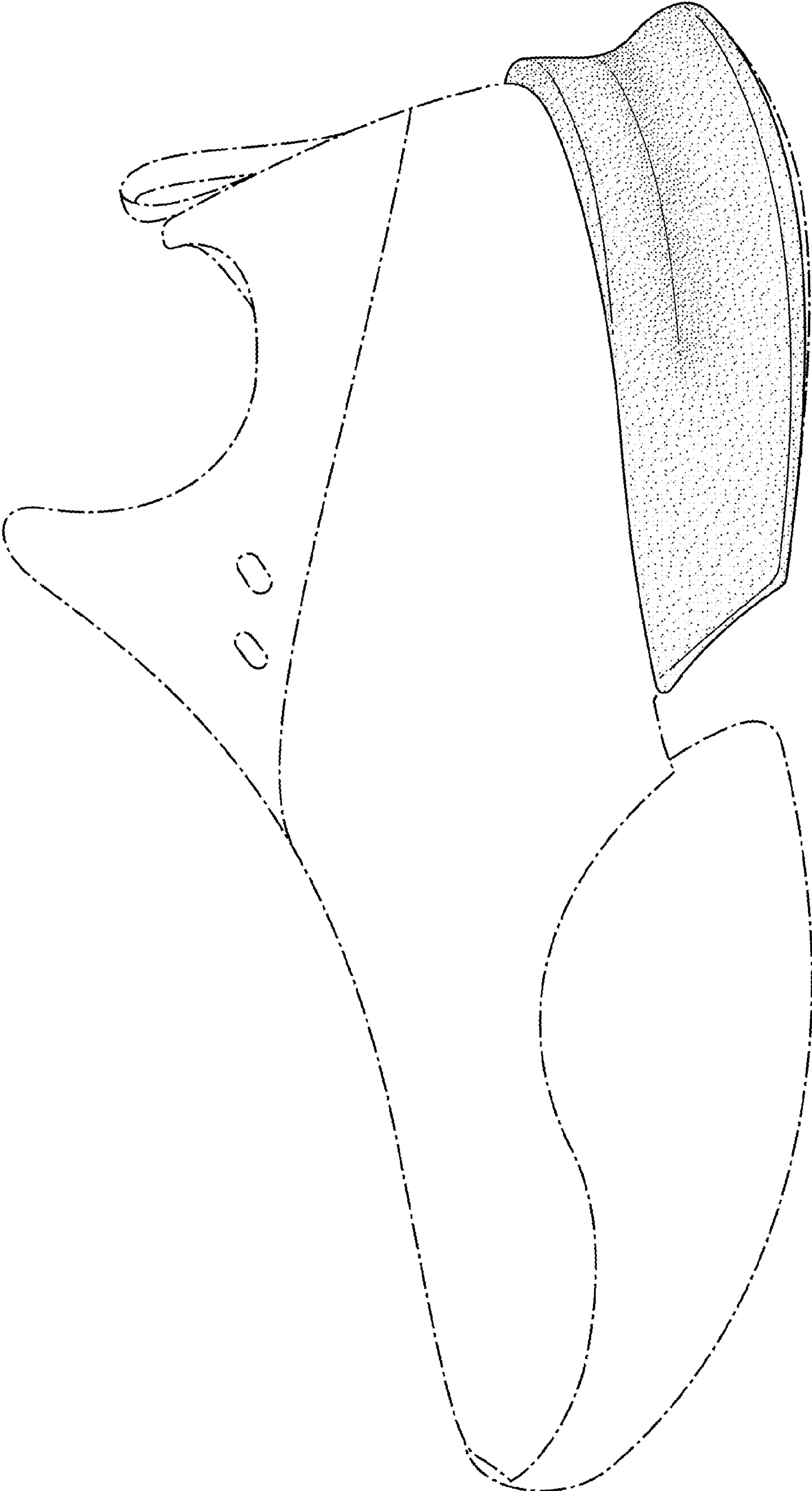


FIG. 1

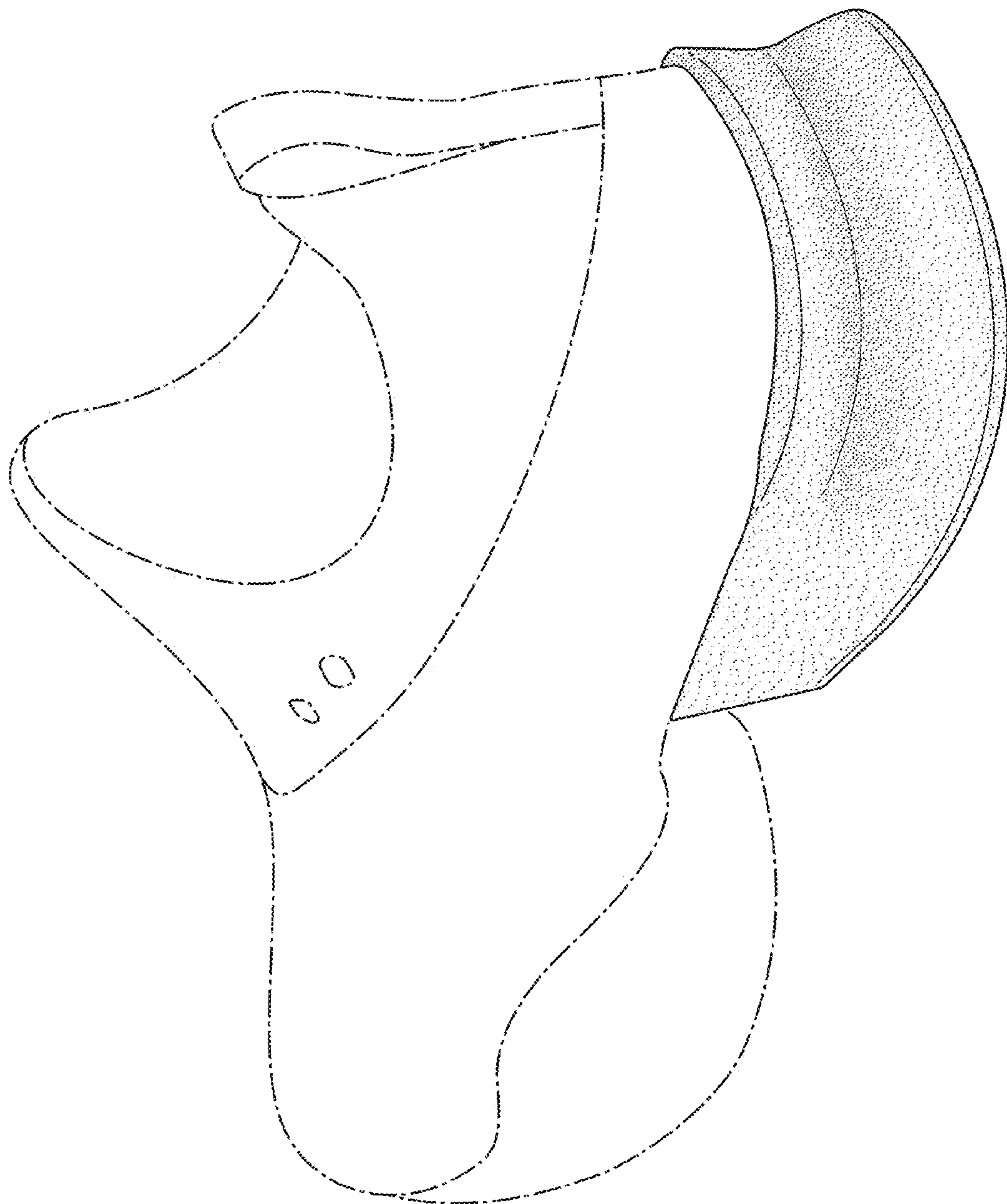


FIG. 2

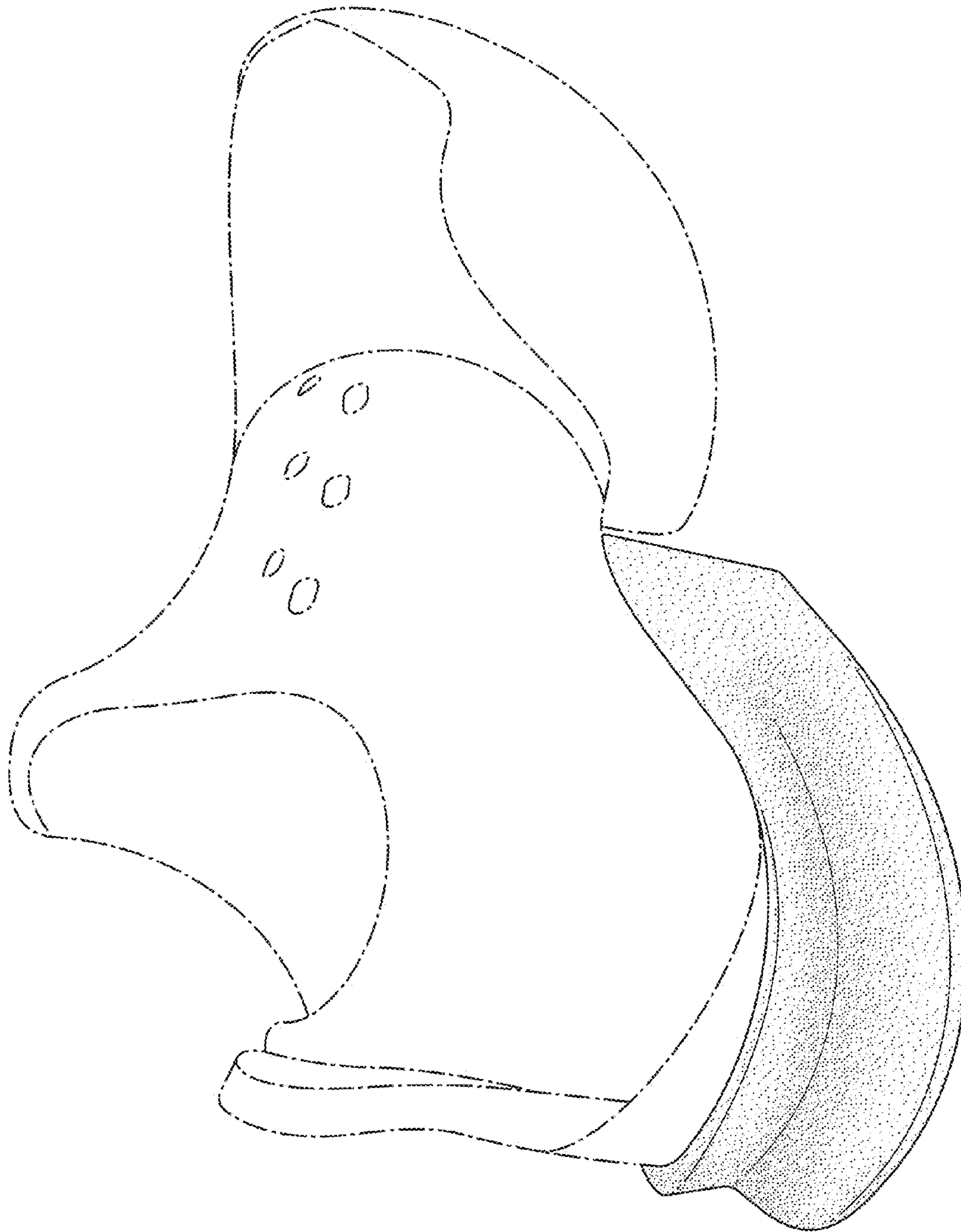


FIG. 3

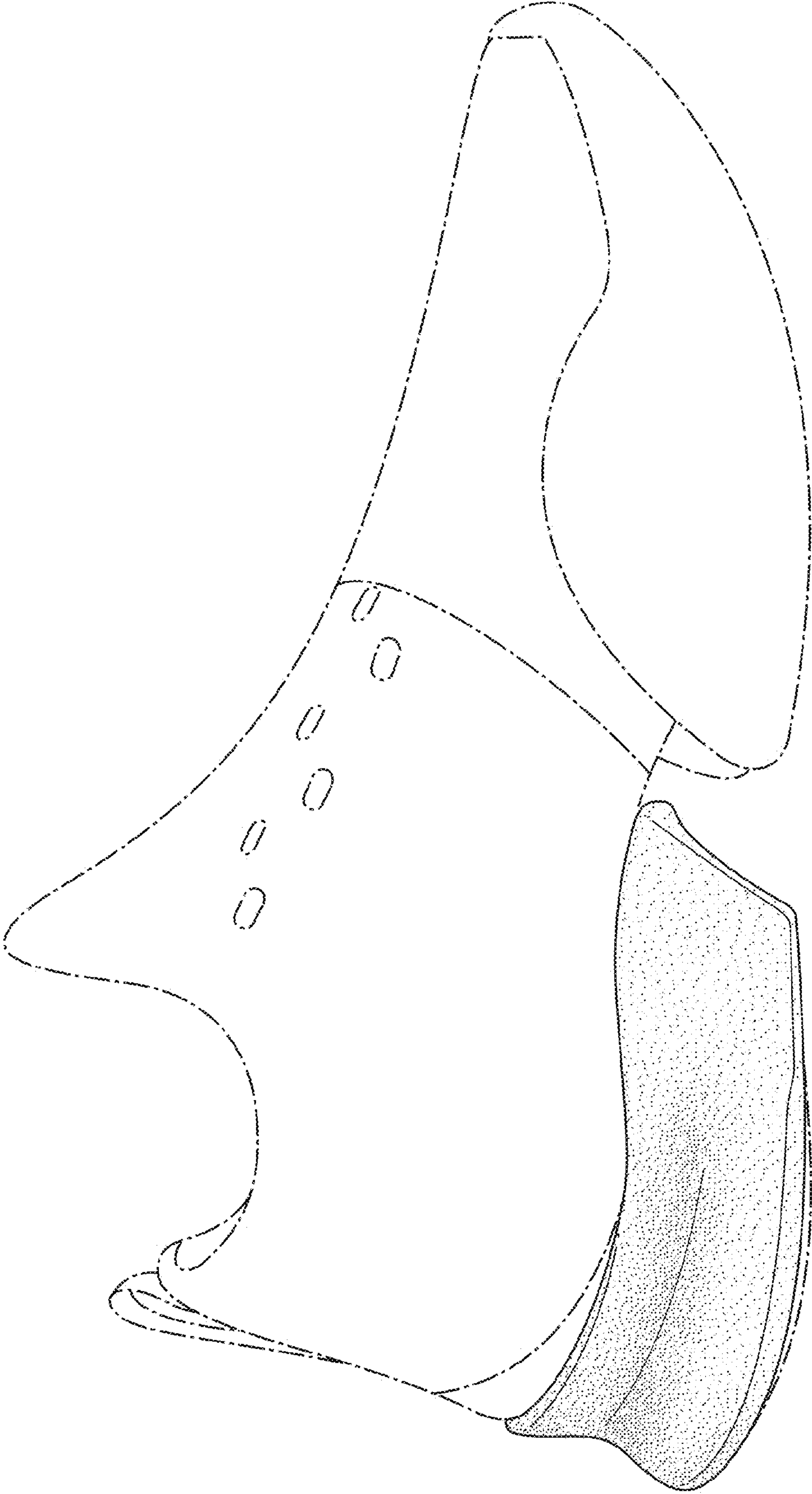


FIG. 4

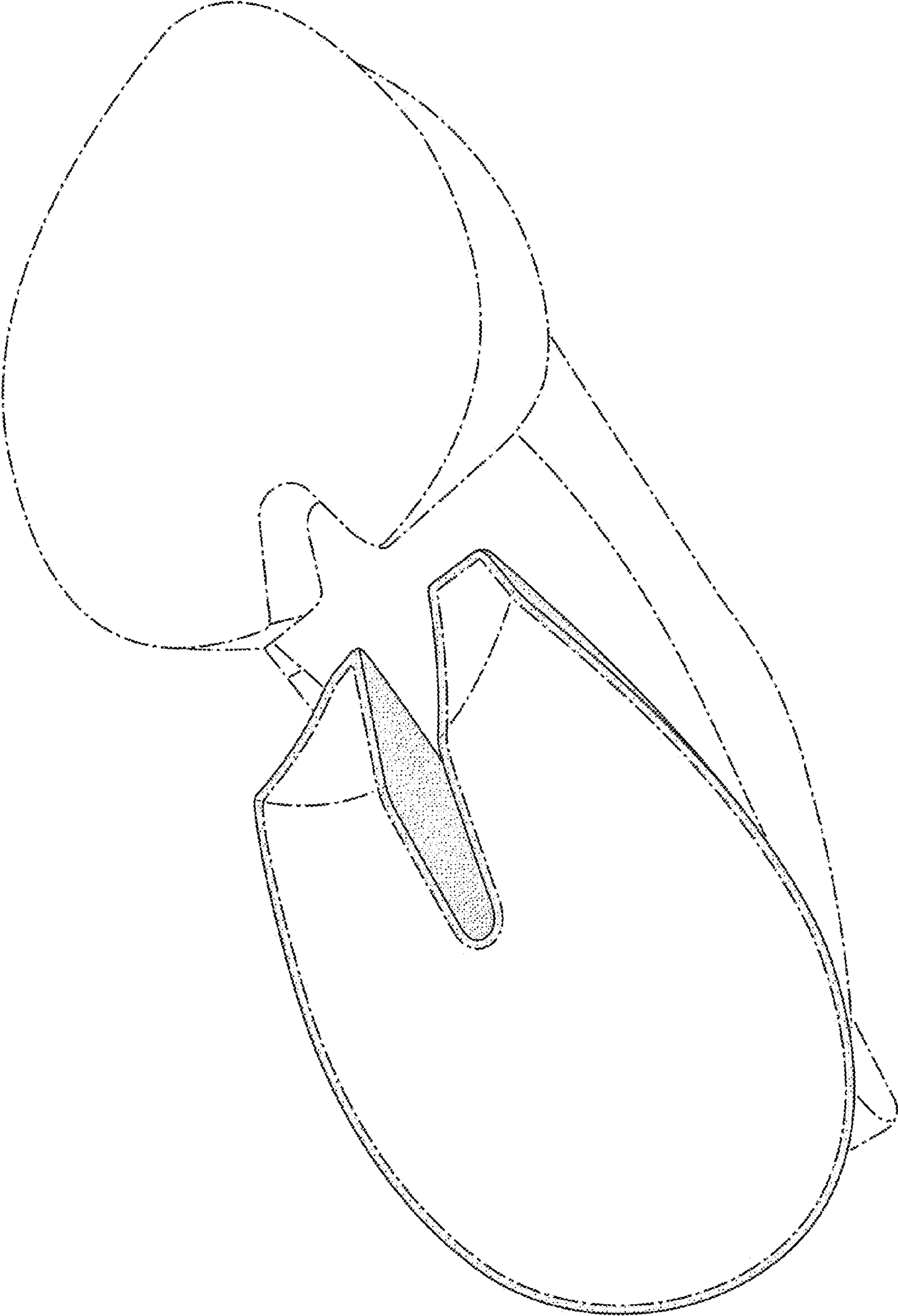


FIG. 5

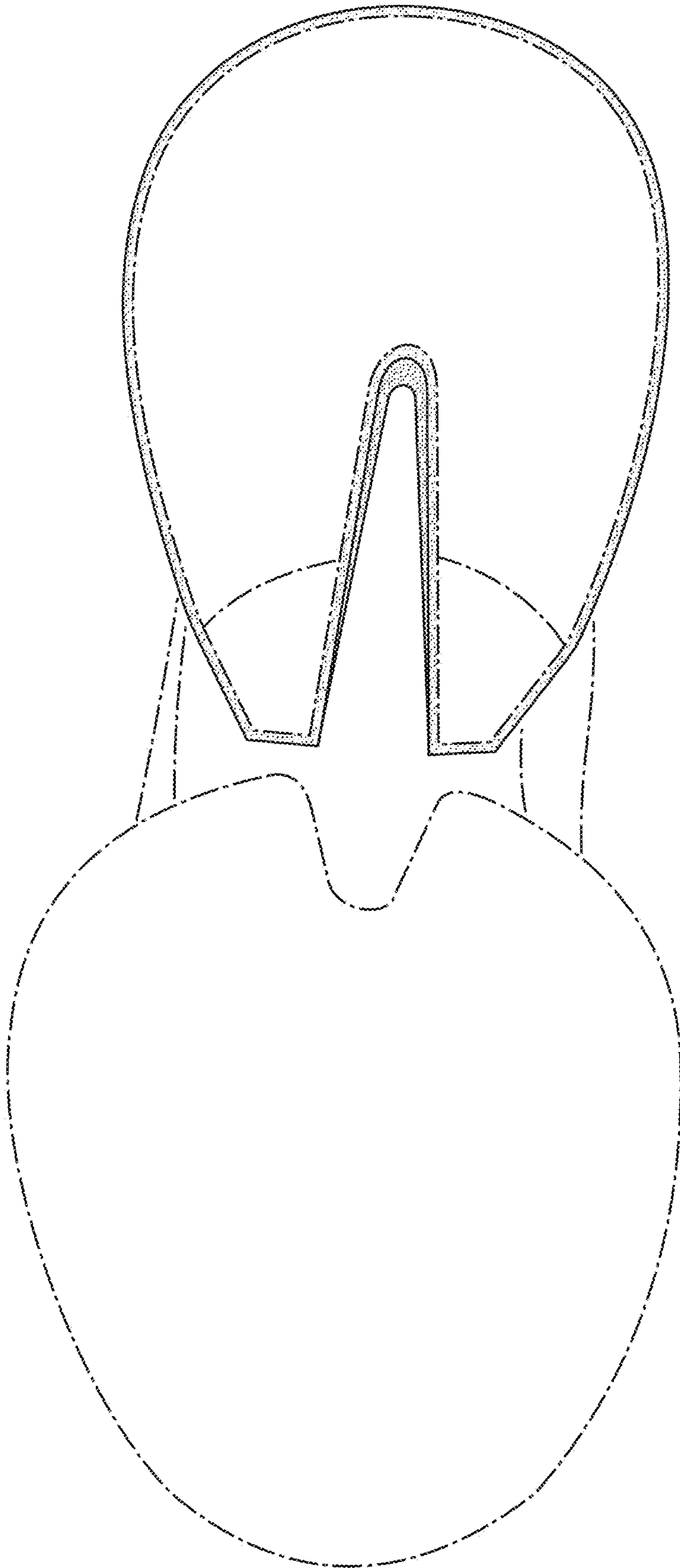


FIG. 6

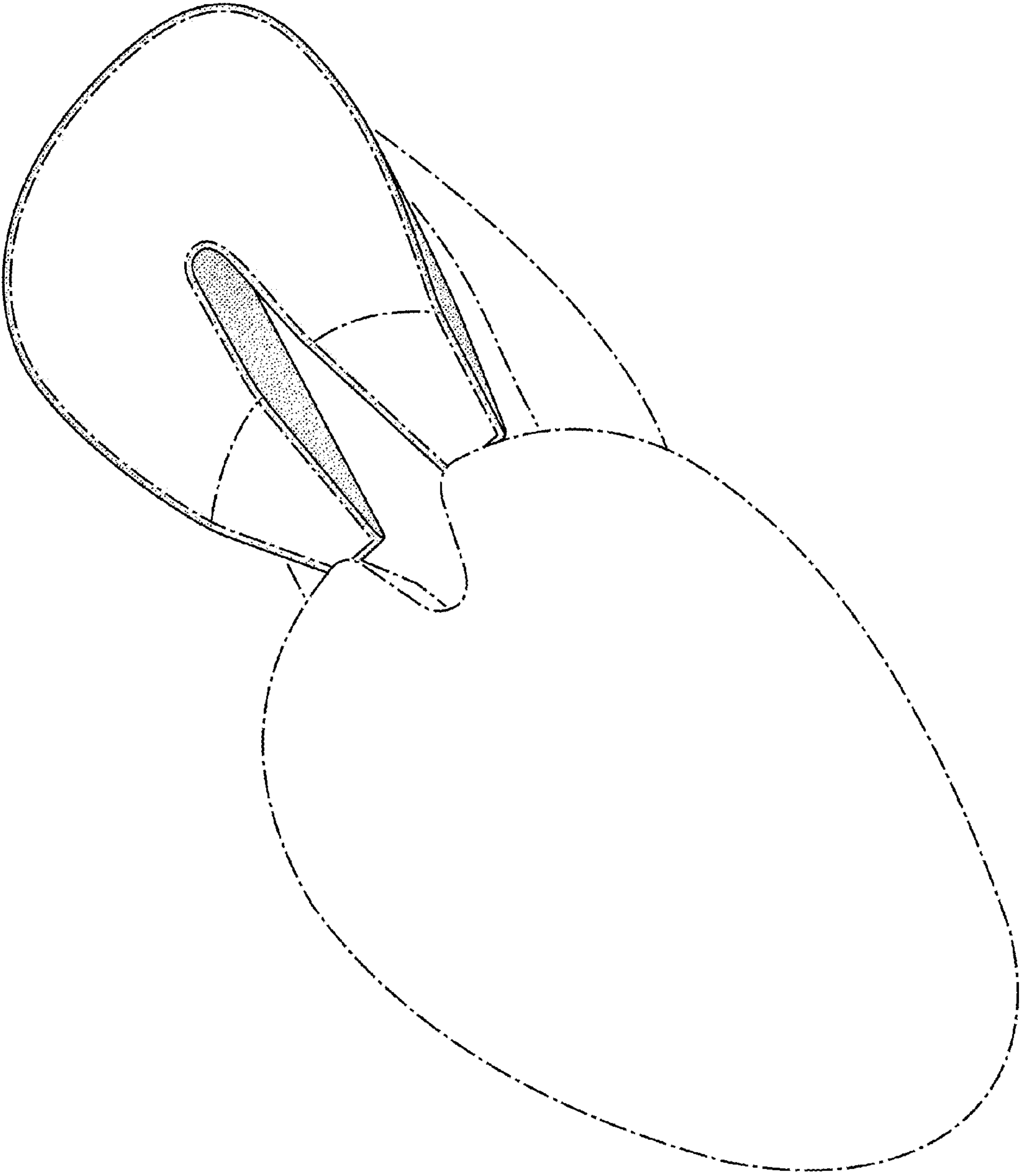


FIG. 7