



US00D905385S

(12) **United States Design Patent**  
**Liu**

(10) **Patent No.:** **US D905,385 S**

(45) **Date of Patent:** **\*\* Dec. 22, 2020**

- (54) **SHOE**
- (71) Applicant: **STARWE GLOBAL HOLDING INC.,**  
Miami, FL (US)
- (72) Inventor: **Xin Liu,** Miami, FL (US)
- (73) Assignee: **STARWE GLOBAL HOLDING INC.,**  
Miami, FL (US)
- (\*\*) Term: **15 Years**
- (21) Appl. No.: **29/741,646**
- (22) Filed: **Jul. 14, 2020**

D452,772 S *	1/2002	Jacobs	.....	D2/939
D500,191 S *	12/2004	Belley	.....	D2/971
D559,523 S *	1/2008	Choi	.....	D2/971
D571,084 S *	6/2008	Comeau	.....	D2/925
D584,890 S *	1/2009	Guers-Neyraud	.....	D2/971
D652,200 S	1/2012	Wolff		
D668,847 S *	10/2012	Gavrieli	.....	D2/939
D668,849 S *	10/2012	Pozzi	.....	D2/939
D668,850 S *	10/2012	Pozzi	.....	D2/939
D681,927 S *	5/2013	Gavrieli	.....	A43B 3/12 D2/939
D689,269 S *	9/2013	LaRusso	.....	D2/939
D744,730 S *	12/2015	Kirkwood	.....	D2/939
D762,055 S *	7/2016	Kirkwood	.....	D2/971
D771,919 S	11/2016	Gavrieli et al.		
D891,073 S *	7/2020	Barerra	.....	D2/971
D895,237 S *	9/2020	Swierszczyk	.....	D2/939
D895,255 S *	9/2020	Swierszczyk	.....	D2/971

- (30) **Foreign Application Priority Data**  
May 5, 2020 (EM) ..... 007871397-0002
- (51) **LOC (12) Cl.** ..... **02-04**
- (52) **U.S. Cl.**  
USPC ..... **D2/939**
- (58) **Field of Classification Search**  
USPC ..... D2/896, 900, 919-924, 925-942, 969,  
D2/971  
CPC ..... A43B 21/00; A43B 21/02; A43B 21/06;  
A43B 9/14; A43B 1/0045; A43B 13/10;  
A43B 13/12; A43B 23/06; A43B 23/07;  
A43B 1/0036; A43B 5/12  
See application file for complete search history.

\* cited by examiner

*Primary Examiner* — Dominic V Simone

(57) **CLAIM**

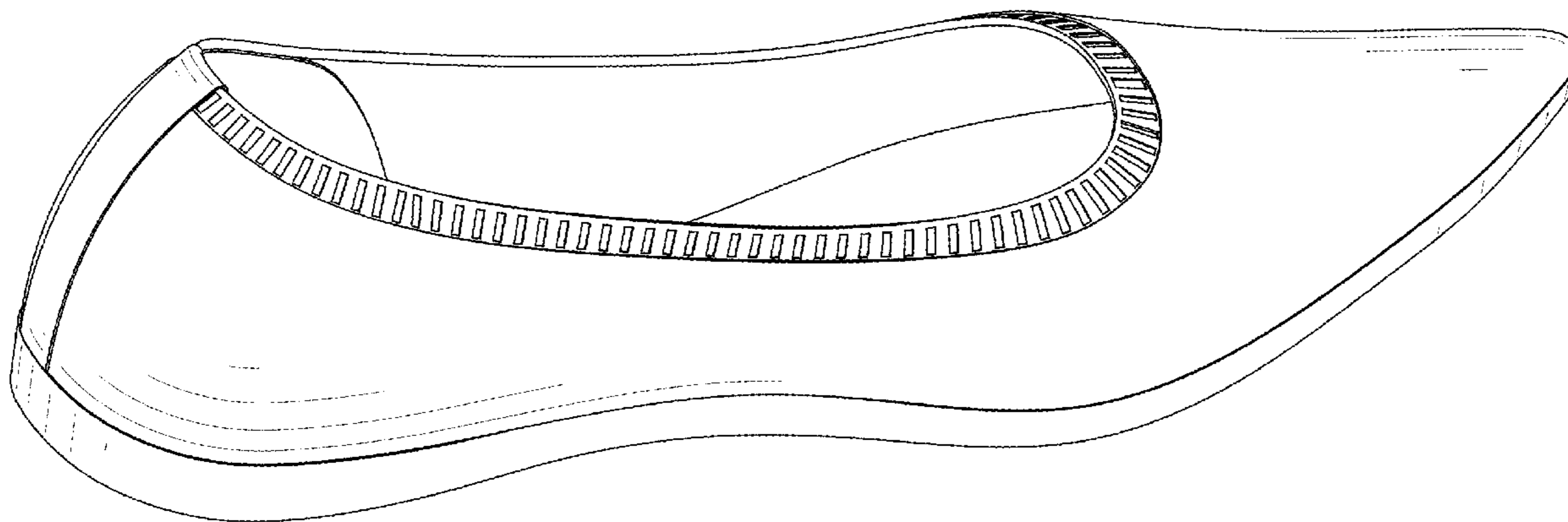
The ornamental design for a shoe, as shown and described.

**DESCRIPTION**

FIG. 1 is a perspective view of a shoe showing my new design;  
 FIG. 2 is another perspective view thereof;  
 FIG. 3 is a front elevational view thereof;  
 FIG. 4 is a rear elevational view thereof;  
 FIG. 5 is a left side elevational view thereof;  
 FIG. 6 is a right side elevational view thereof;  
 FIG. 7 is a top plan view thereof; and,  
 FIG. 8 is a bottom plan view thereof.  
 The broken lines in the drawings depict portions of the shoe that form no part of the claimed design.

- (56) **References Cited**  
U.S. PATENT DOCUMENTS  
D166,090 S \* 3/1952 Maling ..... D2/939  
D185,091 S \* 5/1959 Lipare ..... D2/939  
D190,900 S \* 7/1961 Grossman ..... D2/939

**1 Claim, 8 Drawing Sheets**



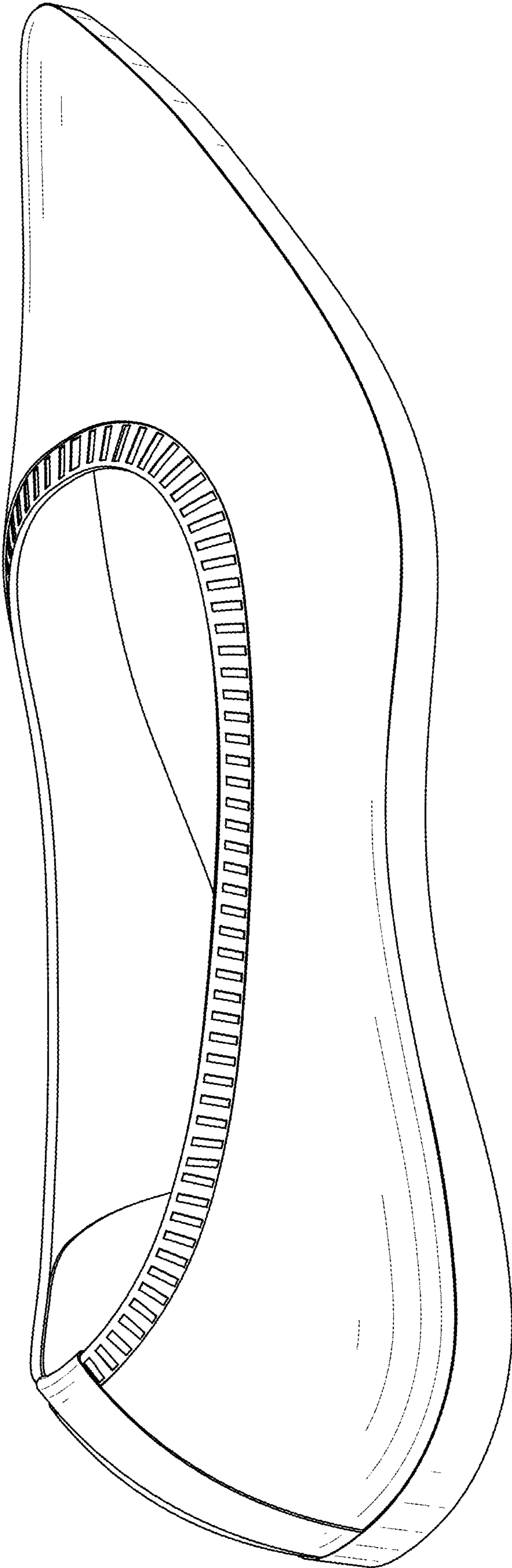


FIG. 1

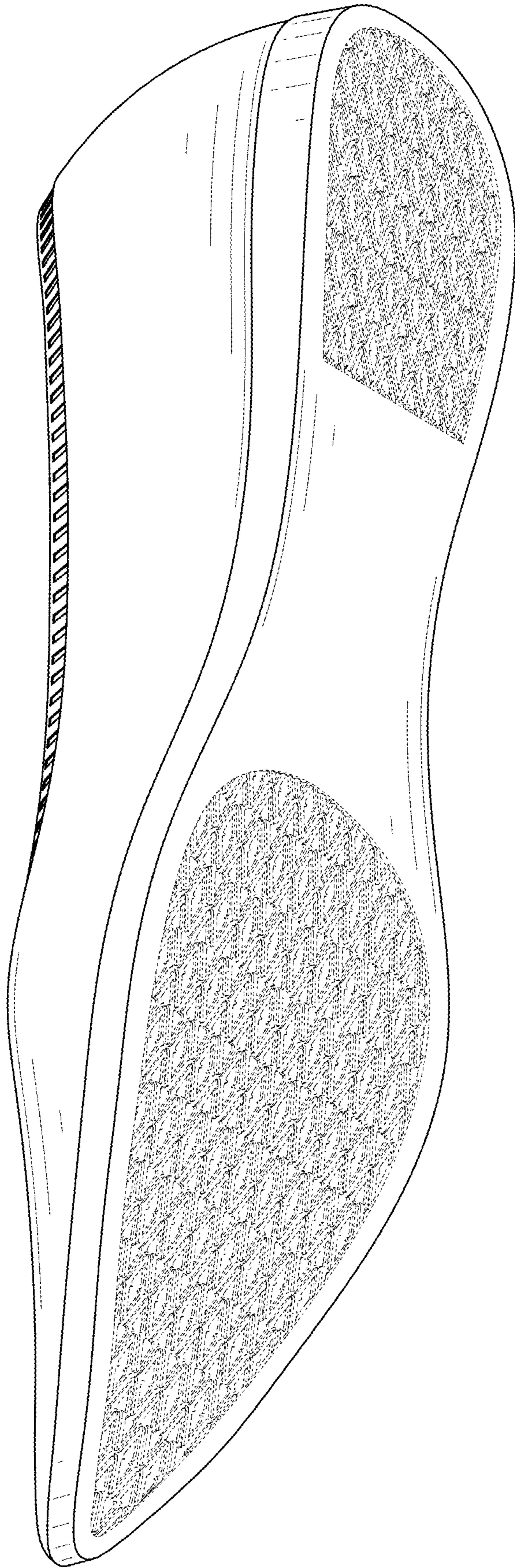


FIG. 2



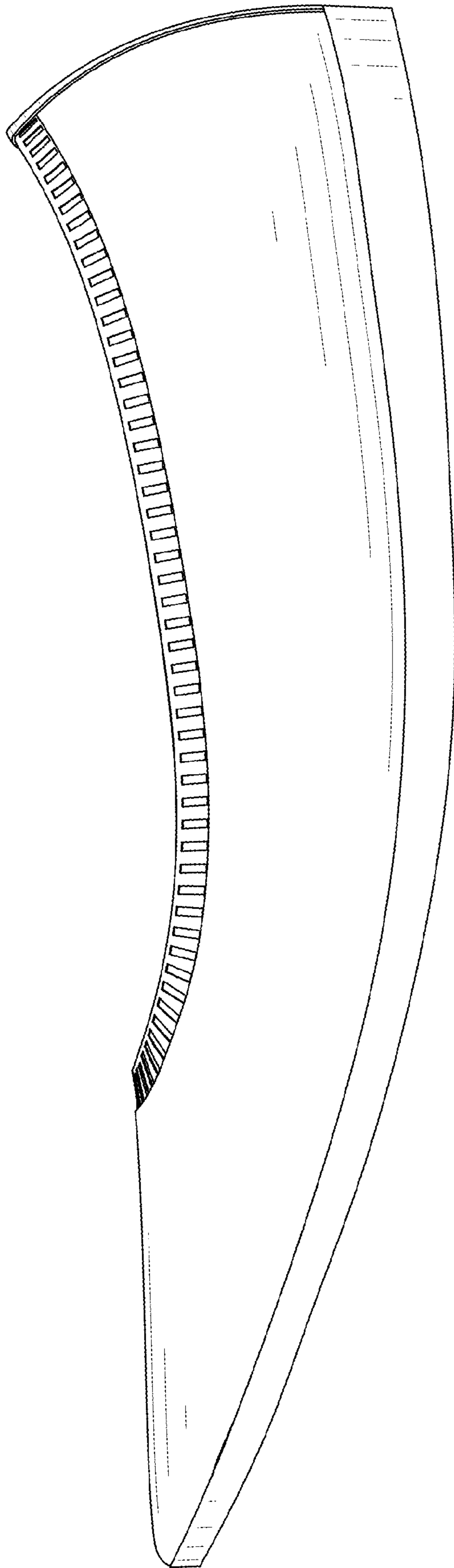


FIG. 3

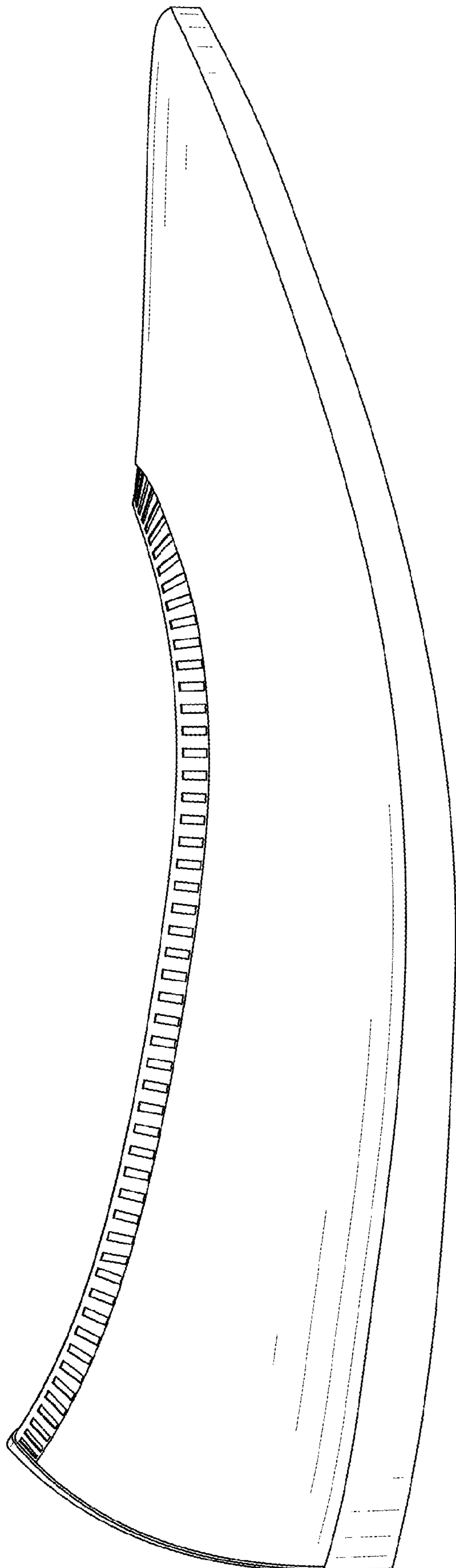


FIG. 4

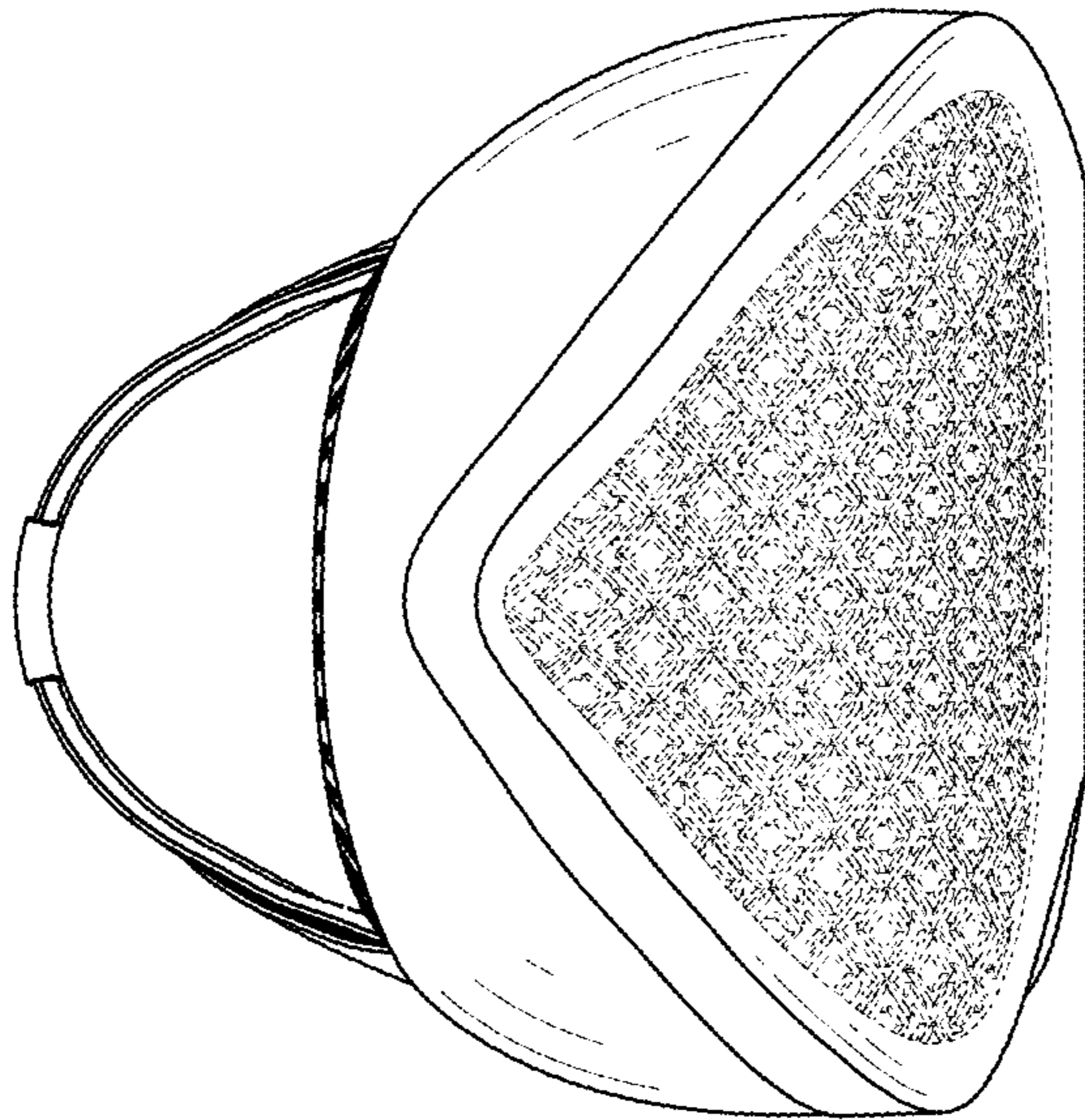


FIG. 5

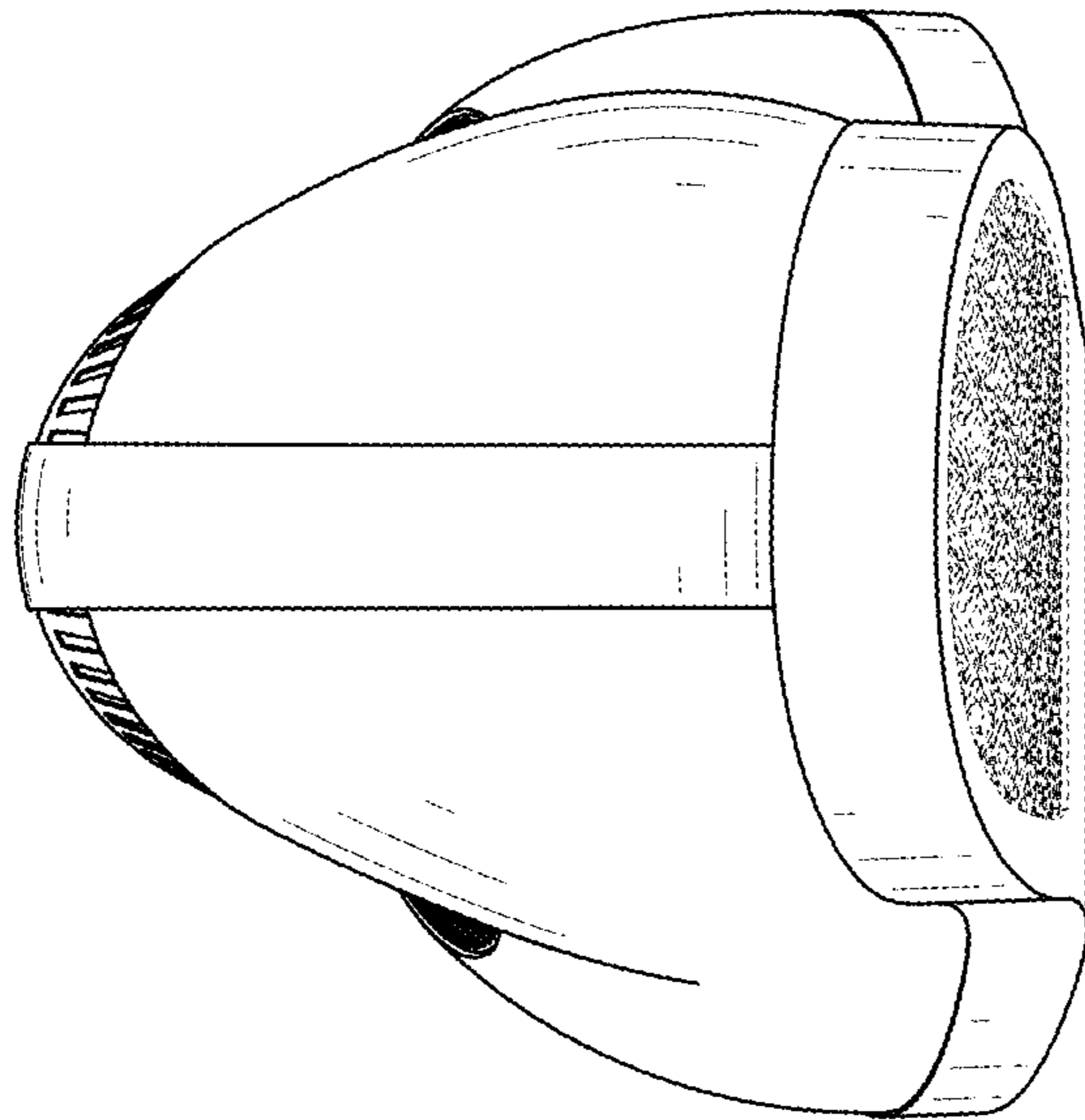


FIG. 6

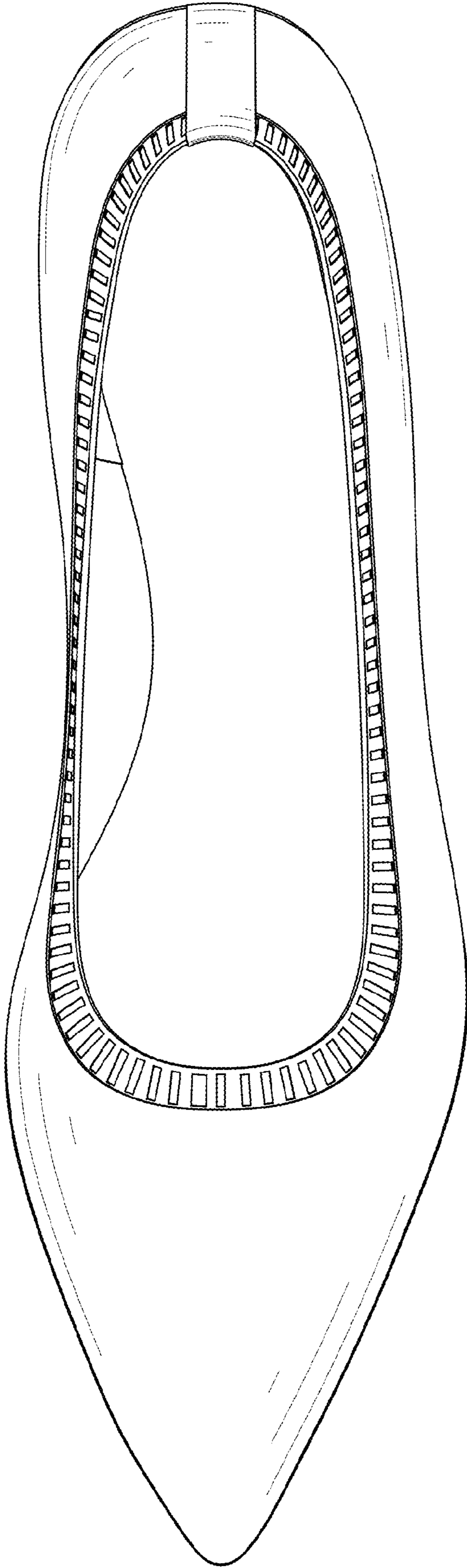


FIG. 7



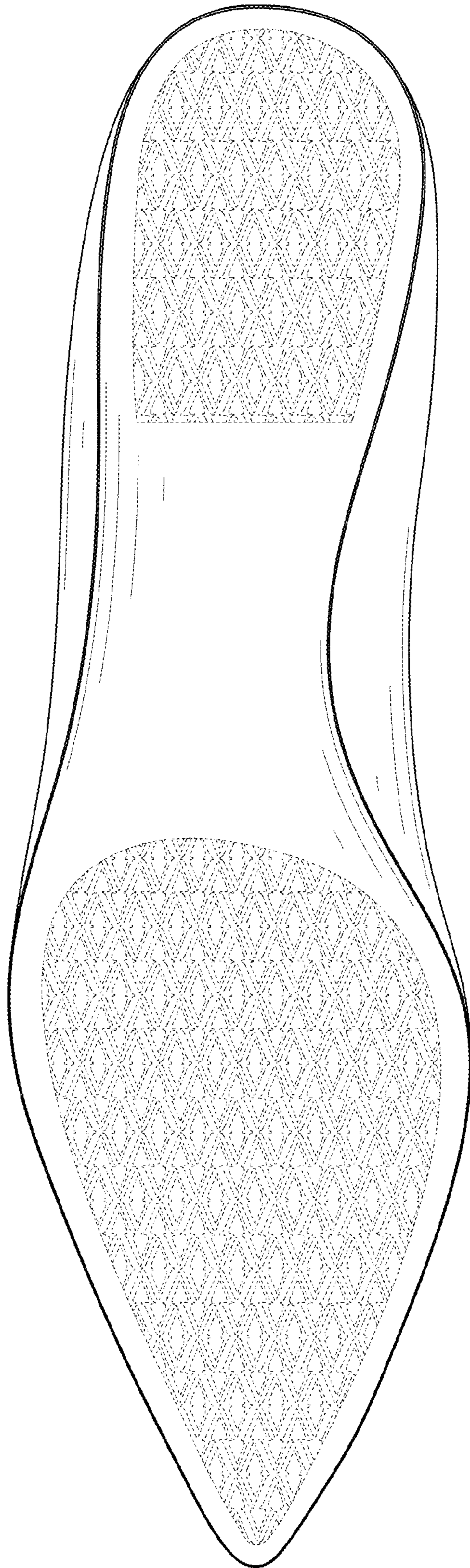


FIG. 8