



US00D905381S

(12) **United States Design Patent** (10) **Patent No.:** **US D905,381 S**  
**Fermanian** (45) **Date of Patent:** **\*\* Dec. 22, 2020**

(54) **RAIN BONNET**  
(71) Applicant: **Mother of Innovation, LLC**,  
Commerce Township, MI (US)  
(72) Inventor: **Josephine Fermanian**, Commerce  
Township, MI (US)  
(73) Assignee: **MOTHER OF INNOVATION, LLC**,  
Pontiac, MI (US)  
(\*\*) Term: **15 Years**  
(21) Appl. No.: **29/625,957**  
(22) Filed: **Nov. 14, 2017**  
(51) **LOC (12) Cl.** ..... **02-03**  
(52) **U.S. Cl.**  
USPC ..... **D2/880; D2/867**  
(58) **Field of Classification Search**  
USPC ..... D2/865, 866, 867, 868, 870, 873, 878,  
D2/879, 880, 881, 883, 893; D29/102,  
D29/106  
CPC .. A42B 1/00; A42B 1/006; A42B 1/04; A42B  
1/041; A42B 1/045; A42B 1/046; A42B  
1/048; A42B 1/064; A42B 5/00; A42C  
5/00; A42C 5/04; A45D 8/40  
See application file for complete search history.

(56) **References Cited**  
U.S. PATENT DOCUMENTS  
335,300 A \* 2/1886 Ovenu et al. .... A42B 1/045  
2/203  
1,316,778 A \* 9/1919 Ensten ..... A42B 1/045  
2/172  
1,991,055 A \* 2/1935 Levy ..... A42B 1/066  
2/172  
D104,586 S \* 5/1937 Sheidelman ..... D2/877  
3,460,163 A \* 8/1969 Erbb ..... A42B 1/045  
2/204  
D376,040 S \* 12/1996 Trosley ..... D2/882

6,789,266 B1 \* 9/2004 Mills ..... A42B 1/045  
2/172  
D513,661 S \* 1/2006 Handy ..... D2/881  
D596,382 S \* 7/2009 Dolby ..... D2/877  
D621,591 S \* 8/2010 Gloege ..... D2/880  
D629,180 S \* 12/2010 Hood ..... D2/880  
D641,544 S \* 7/2011 Fuglsang ..... D2/880  
D785,294 S \* 5/2017 Sanders ..... D2/881

**OTHER PUBLICATIONS**

Take Cover Rain Bonnet, [on-line]; [item first available for sale on the Internet on Nov. 20, 2017]; [retrieved from the Internet on Nov. 12, 2018]; URL: see the bottom of the first page. (2 pgs). (Year: 2017).\*

\* cited by examiner

*Primary Examiner* — Jasmine Mlinarcik  
(74) *Attorney, Agent, or Firm* — The Dobrusin Law Firm, P.C.; Bryan S. Lemanski


(57) **CLAIM**

The ornamental design for a rain bonnet, as shown and described.

**DESCRIPTION**

FIG. 1 is a perspective view of a rain bonnet showing my new invention.  
FIG. 2 is a front elevational view thereof.  
FIG. 3 is a rear elevational view thereof.  
FIG. 4 is a top view thereof.  
FIG. 5 is a bottom view thereof.  
FIG. 6 is a left side view thereof; and,  
FIG. 7 is a right side view thereof.  
The broken lines depict features, as well as depict portions of the rain bonnet that form no part of the claimed design.

**1 Claim, 7 Drawing Sheets**



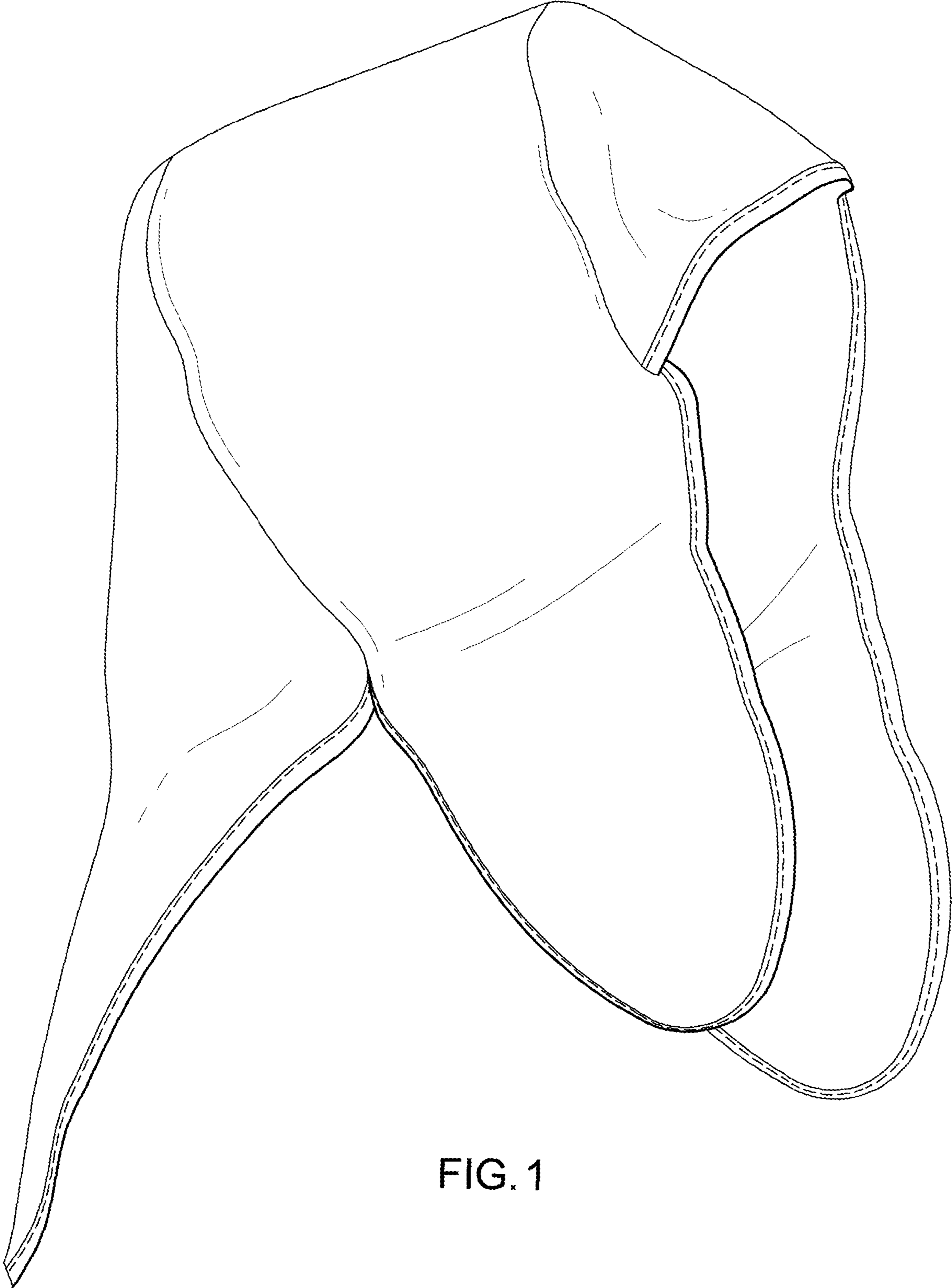


FIG. 1

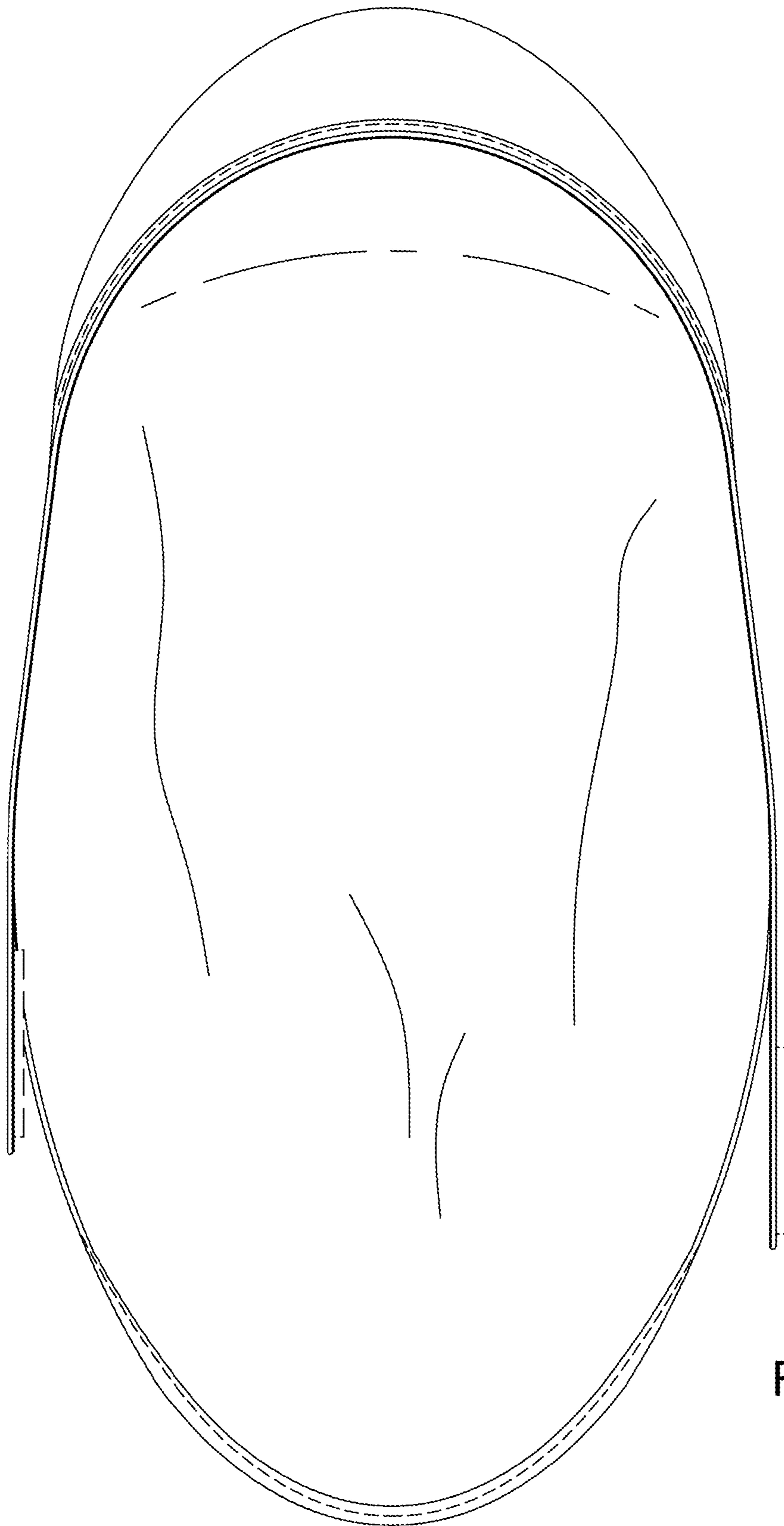


FIG. 2

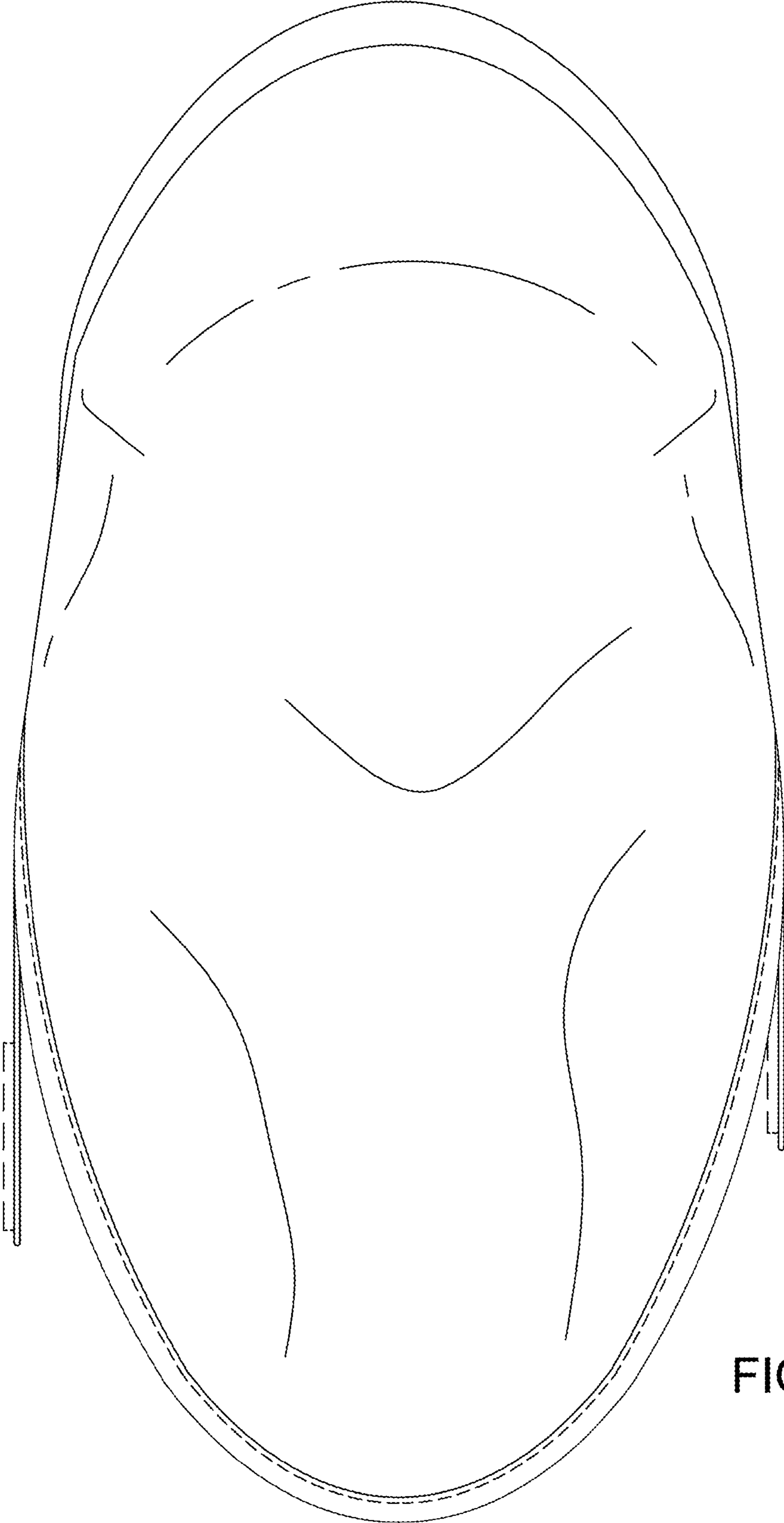


FIG. 3

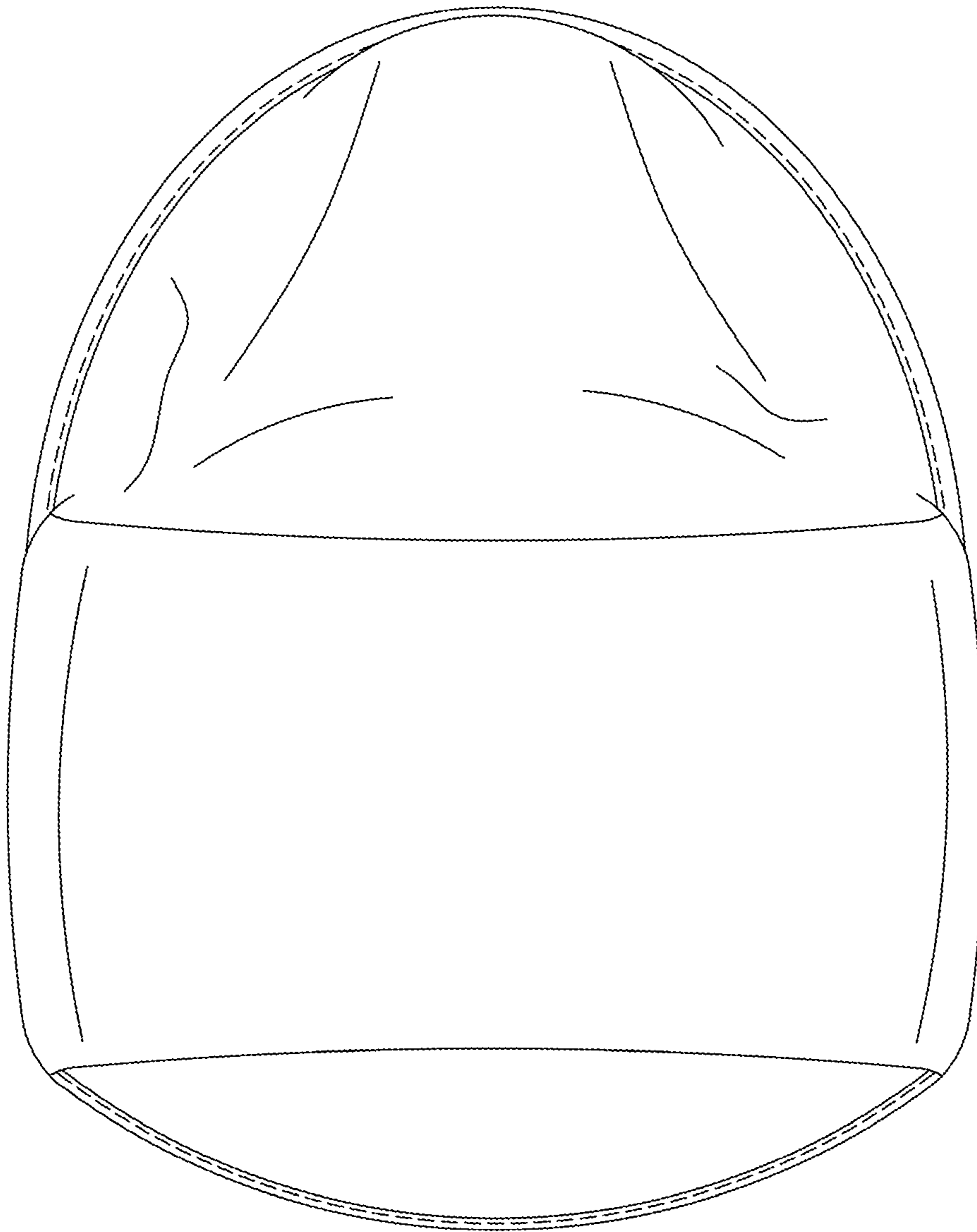


FIG. 4

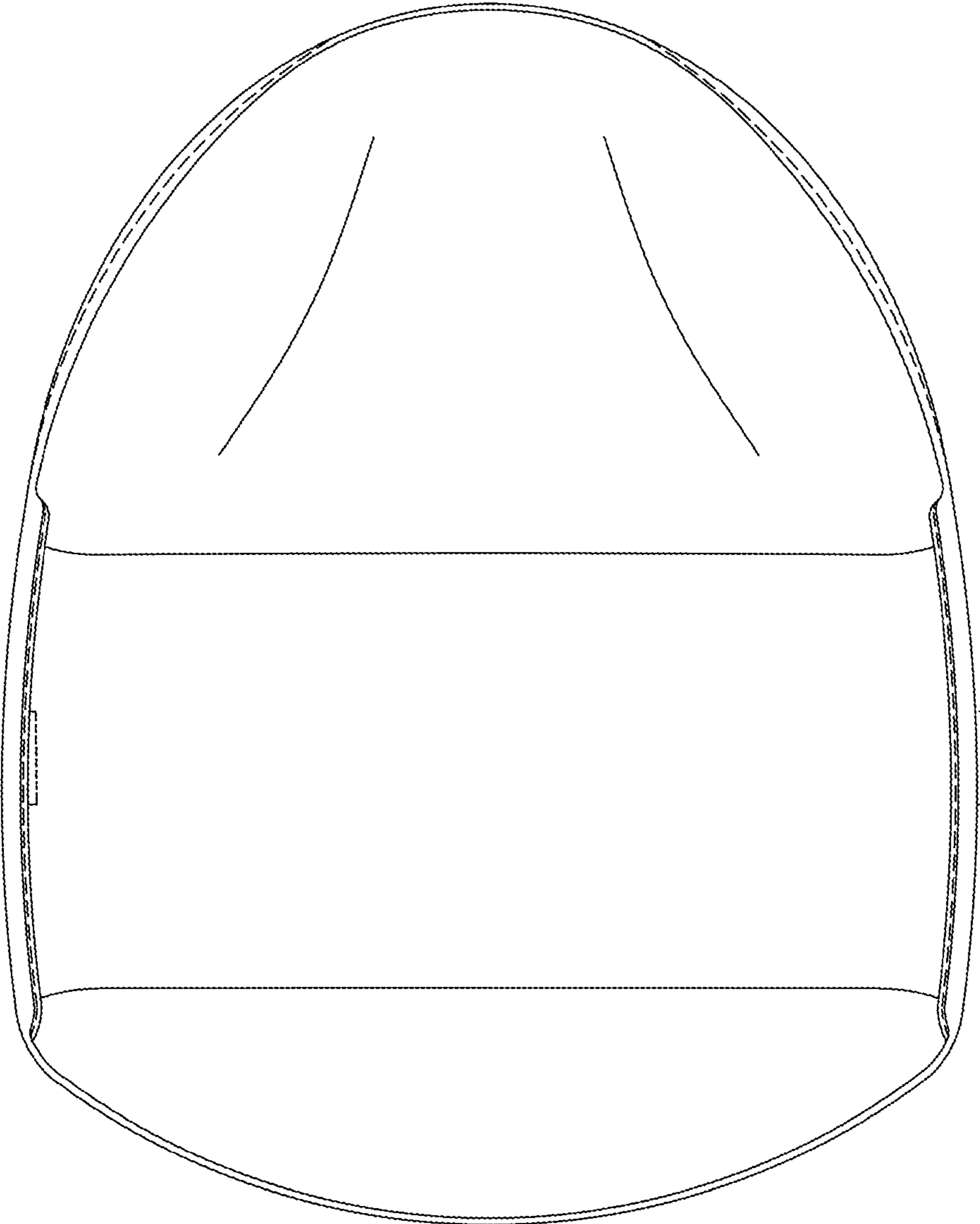


FIG. 5

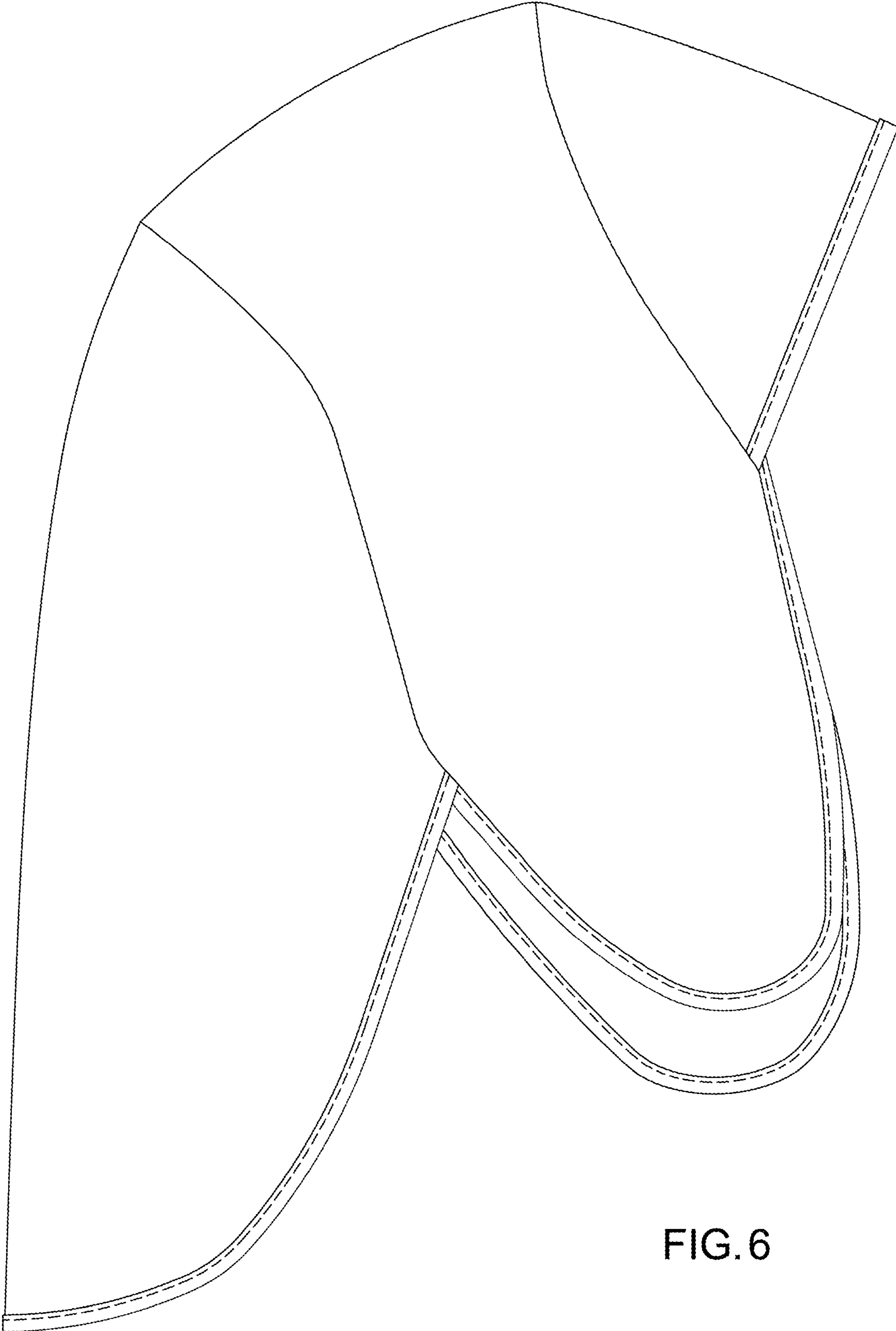


FIG. 6

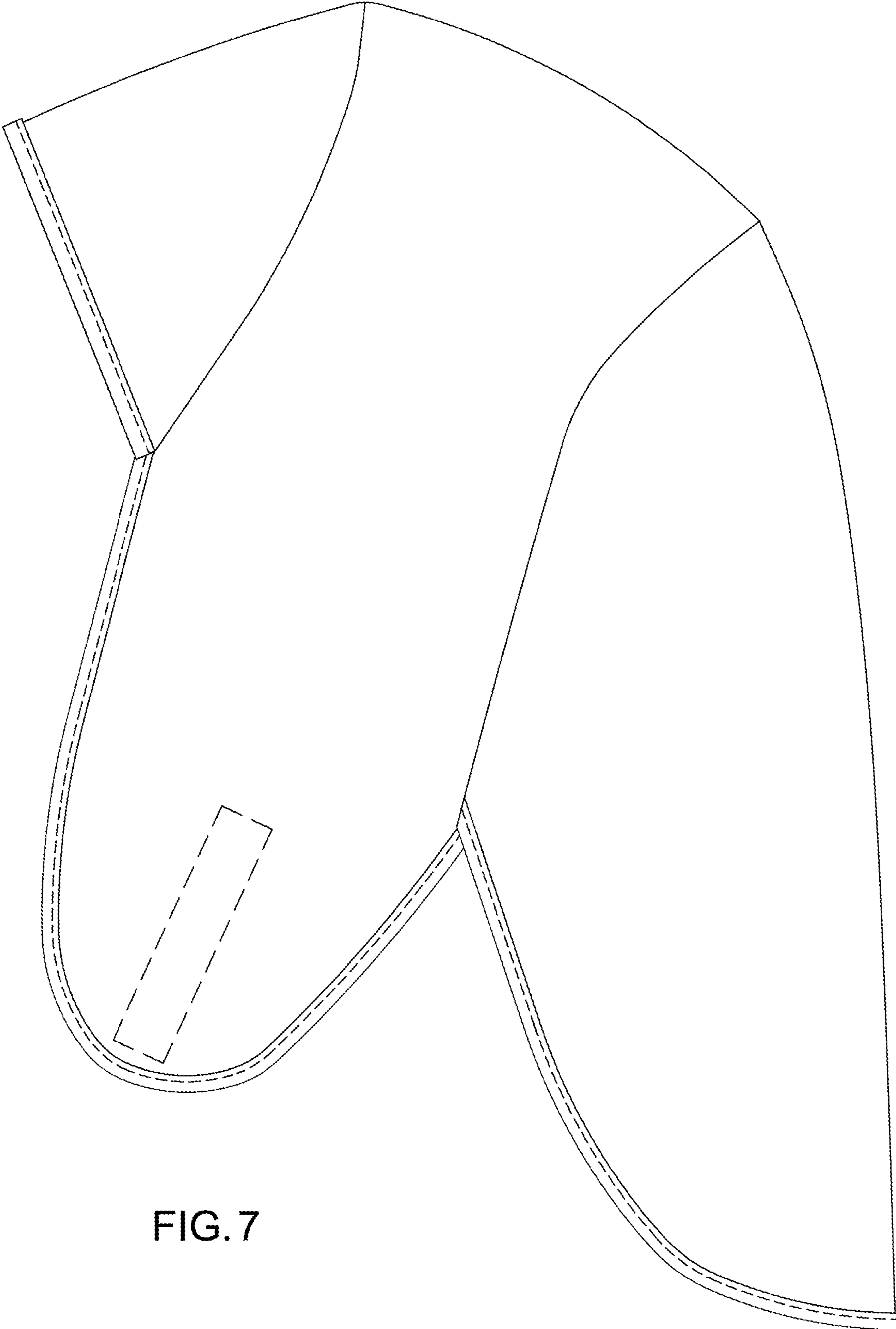


FIG. 7