



US00D905367S

(12) **United States Design Patent** (10) **Patent No.:** **US D905,367 S**
Smeets (45) **Date of Patent:** **** Dec. 15, 2020**

(54) **BIN**
(71) Applicant: **Brabantia Nederland B.V.**,
Valkenswaard (NL)
(72) Inventor: **Joris Kristof Smeets**, Valkenswaard
(NL)
(73) Assignee: **BRABANTIA NEDERLAND B.V.**,
Valkenswaard (NL)

D853,067 S * 7/2019 Chen D34/9
D853,068 S * 7/2019 Chen D34/9
D858,024 S * 8/2019 Yang D34/9
D871,012 S * 12/2019 Chen D34/7
D871,707 S * 12/2019 Chen D34/7
D882,903 S * 4/2020 Chen D34/9
2013/0105486 A1 * 5/2013 Mashburn B65F 1/08
220/495.06
2017/0127669 A1 * 5/2017 Yang B65F 1/02

(**) Term: **15 Years**
(21) Appl. No.: **29/706,717**
(22) Filed: **Sep. 23, 2019**

(30) **Foreign Application Priority Data**

Jul. 1, 2019 (EM) 006608642-0001

(51) **LOC (12) Cl.** **09-09**

(52) **U.S. Cl.**
USPC **D34/9**

(58) **Field of Classification Search**
USPC D34/1, 2, 3, 4, 5, 6, 7, 8, 9, 10, 11, 12,
D34/13, 14; D6/330, 335, 601, 582, 686;
D9/737, 738, 770, 772, 777, 778
CPC B65F 1/16; B65F 1/1607; B65F 1/1615;
B65F 1/004; B65F 2003/003; B65D
21/0209; B65D 88/121; B65D 43/02;
Y10S 220/908

See application file for complete search history.

(56) **References Cited**

U.S. PATENT DOCUMENTS

D535,800 S * 1/2007 Yang D34/9
D841,275 S * 2/2019 Chen D34/9
D842,573 S * 3/2019 Smeets D34/9
D849,350 S * 5/2019 Smeets D34/7

OTHER PUBLICATIONS

Brabantia, announced Jan. 2020 [online], [site visited Sep. 9, 2020].
Available from internet, URL: <https://www.brabantia.com/uk/bo-pedal-bin-with-1-inner-bucket-60-litres-white/> (Year: 2020).*

* cited by examiner

Primary Examiner — George A Bugg
Assistant Examiner — Tamara L Hahn
(74) *Attorney, Agent, or Firm* — Abelman, Frayne &
Schwab

(57) **CLAIM**

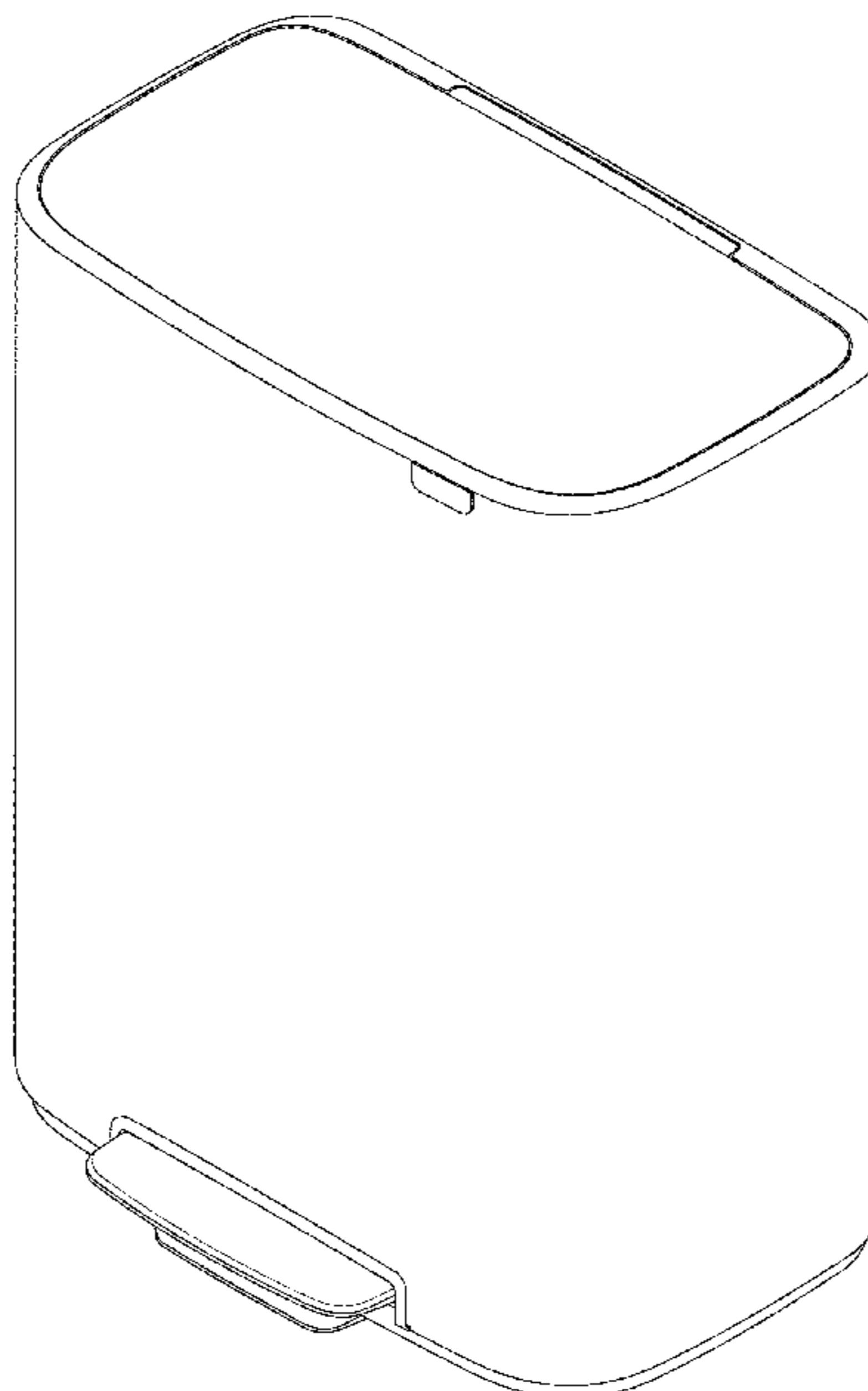
The ornamental design for a bin, as shown and described.

DESCRIPTION

FIG. 1 is a front, right, and top perspective view of a bin showing the new design;
FIG. 2 is a right side elevational view thereof;
FIG. 3 is front view thereof;
FIG. 4 is a left side elevational view thereof;
FIG. 5 is a rear view thereof;
FIG. 6 is a top view thereof; and,
FIG. 7 is a bottom view thereof.

The broken line showing of the bin is for the purpose of illustrating portions of the article that form no part of the claimed design.

1 Claim, 6 Drawing Sheets



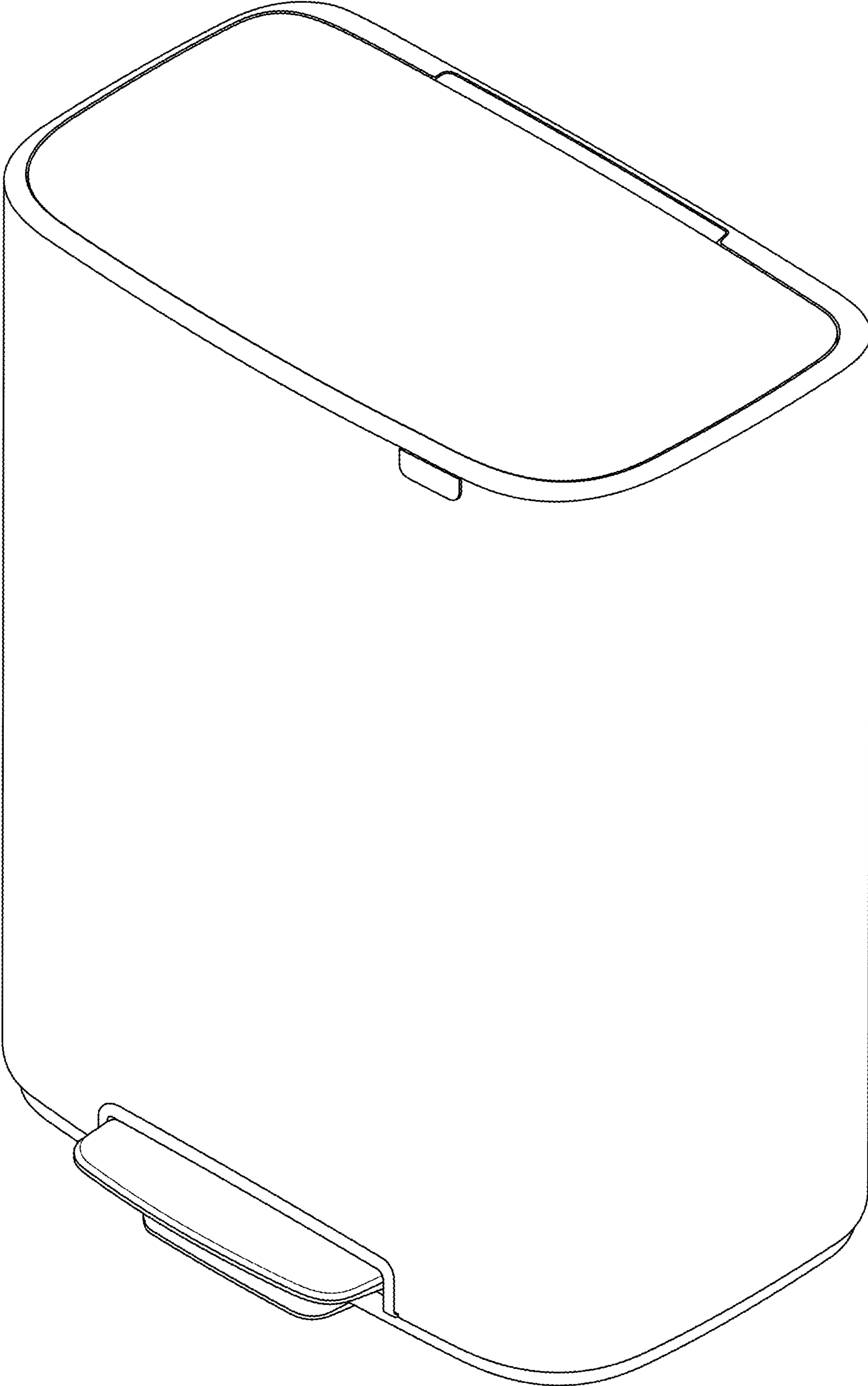


FIG. 1




FIG. 2




FIG. 3




FIG. 4




FIG. 5

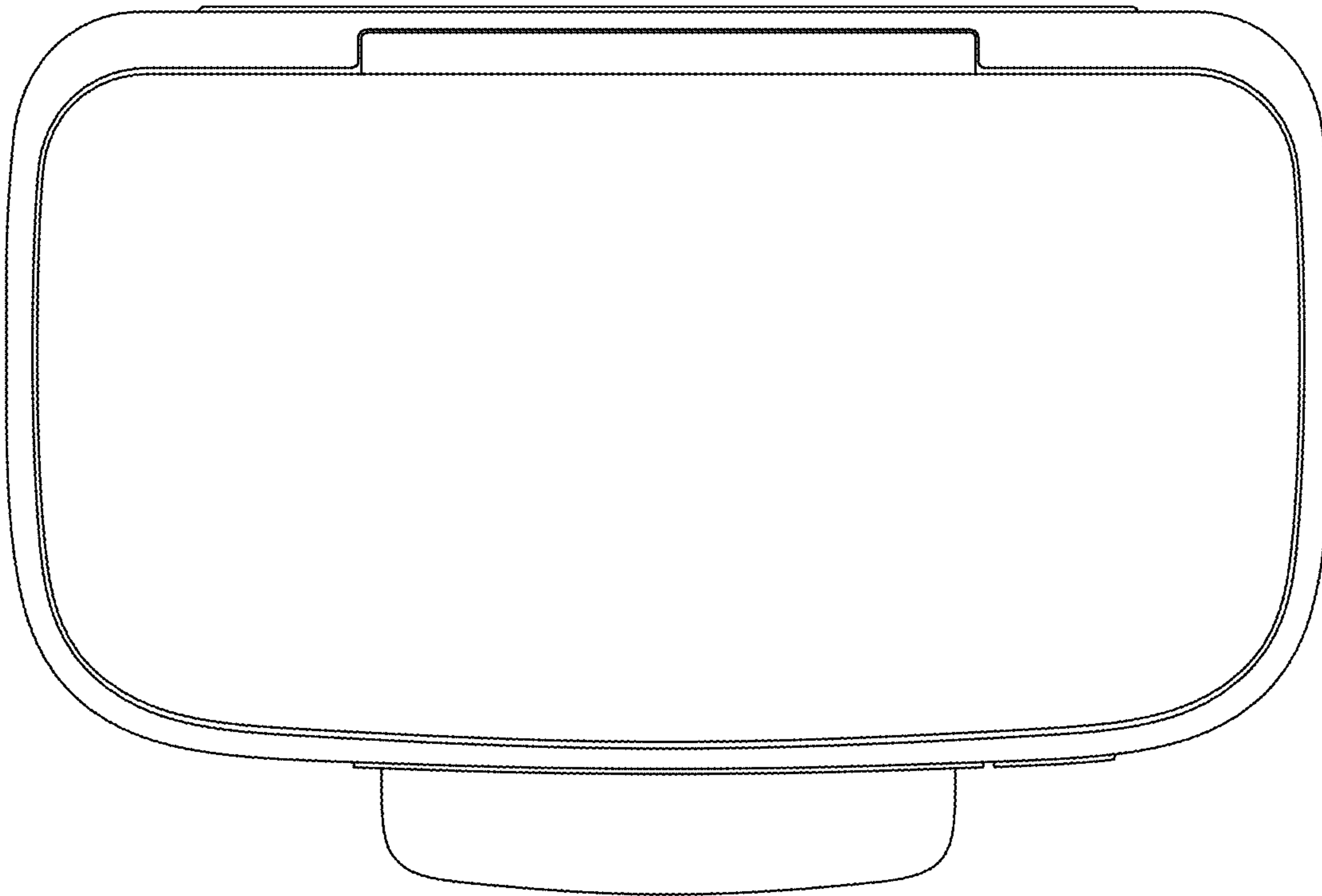


FIG. 6




FIG. 7