

US00D905341S

(12) **United States Design Patent** (10) **Patent No.:** **US D905,341 S**
McGarry (45) **Date of Patent:** **** Dec. 15, 2020**

(54) **RAZOR HANDLE**

D686,368 S * 7/2013 Christie D28/48
D704,887 S * 5/2014 Wilby D28/46
D730,577 S * 5/2015 Mahony D28/46
D797,372 S * 9/2017 Forti D28/46

(71) Applicant: **The Gillette Company LLC**, Boston, MA (US)

(Continued)

(72) Inventor: **Rory Frederick Wellington McGarry**, Boston, MA (US)

Primary Examiner — Jennifer Rivard

(74) *Attorney, Agent, or Firm* — Joanne N. Pappas; Kevin C. Johnson

(73) Assignee: **The Gillette Company LLC**, Boston, MA (US)

(57) **CLAIM**

(**) Term: **15 Years**

The ornamental design for a razor handle, as shown and described.

(21) Appl. No.: **29/638,761**

DESCRIPTION

(22) Filed: **Feb. 28, 2018**

(51) **LOC (12) Cl.** **28-03**

(52) **U.S. Cl.**
USPC **D28/48**

(58) **Field of Classification Search**
USPC D28/46–48, 49–51
CPC ... B26B 21/00; B26B 21/08; B26B 21/14–38;
B26B 21/40; B26B 21/4006; B26B 21/4012–4031; B26B 21/4037; B26B 21/405–4056; B26B 21/4062; B26B 21/4068–4075; B26B 21/48; B26B 21/52–528

See application file for complete search history.

FIG. 1 is a front perspective view of a design of a razor handle of the present invention;
FIG. 2 is a front view thereof;
FIG. 3 is a back view thereof;
FIG. 4 is a right side view thereof;
FIG. 5 is a left side view thereof;
FIG. 6 is a top view thereof;
FIG. 7 is a bottom view thereof;
FIG. 8 is a rear perspective view;
FIG. 9 is a front perspective view of a second design of a razor handle of the present invention wherein the drawings are lined for the color blue;
FIG. 10 is a front view thereof;
FIG. 11 is a back view thereof;
FIG. 12 is a right side view thereof;
FIG. 13 is a left side view thereof;
FIG. 14 is a top view thereof;
FIG. 15 is a bottom view thereof; and,
FIG. 16 is a rear perspective view.

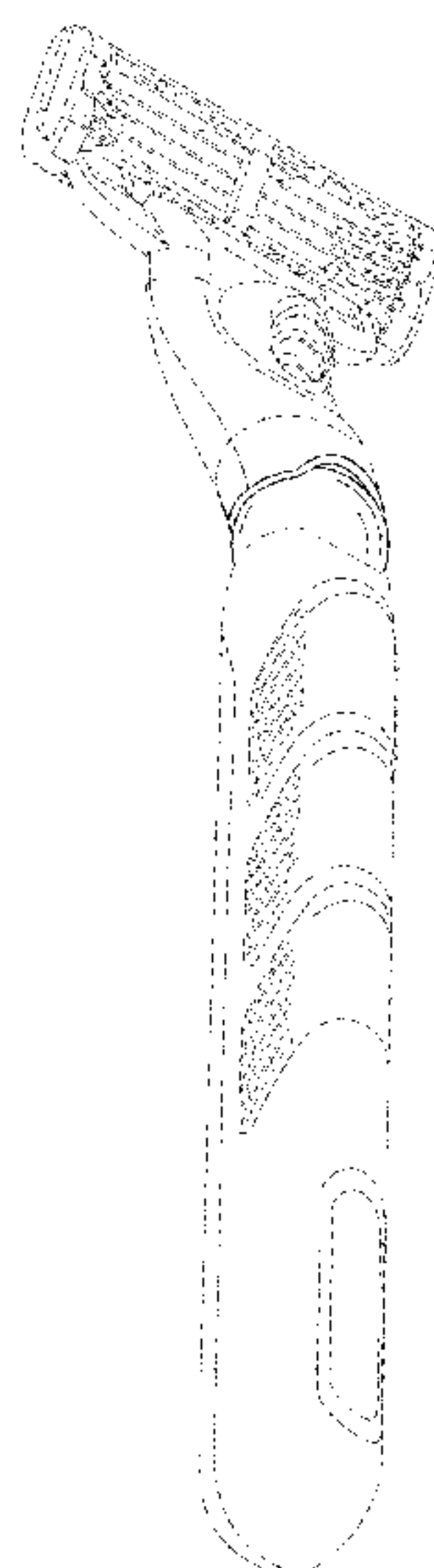
The razor head that is shown in broken lines illustrates the environment of the claim. The remaining broken lines illustrate portions of the razor handle. None of the broken lines form part of the claimed design. Dash dot dash lines shown on the razor handle depict boundary lines defining the scope of the claim.

(56) **References Cited**

U.S. PATENT DOCUMENTS

D392,417 S * 3/1998 Gray D28/48
D392,418 S * 3/1998 Gray D28/48
D397,512 S * 8/1998 Gray D28/48
5,890,296 A * 4/1999 Metcalf B26B 21/225
30/526
D438,342 S * 2/2001 Gray D28/48
D444,267 S * 6/2001 Gray D28/48
D509,321 S * 9/2005 Gray D28/46
D656,677 S * 3/2012 Cavazos Jimenez D28/48
D671,684 S * 11/2012 Wilby D28/46
D679,054 S * 3/2013 Christie D28/48

1 Claim, 12 Drawing Sheets



(56)

References Cited

U.S. PATENT DOCUMENTS

D797,376 S *	9/2017	Forti	D28/48
D814,114 S *	3/2018	Forti	D28/48
D828,625 S *	9/2018	Forti	D28/48
10,137,584 B2 *	11/2018	Lee	B26B 21/14
D836,248 S *	12/2018	Forti	D28/48
D842,542 S *	3/2019	Ramm	D28/48
D842,543 S *	3/2019	Ramm	D28/48

* cited by examiner

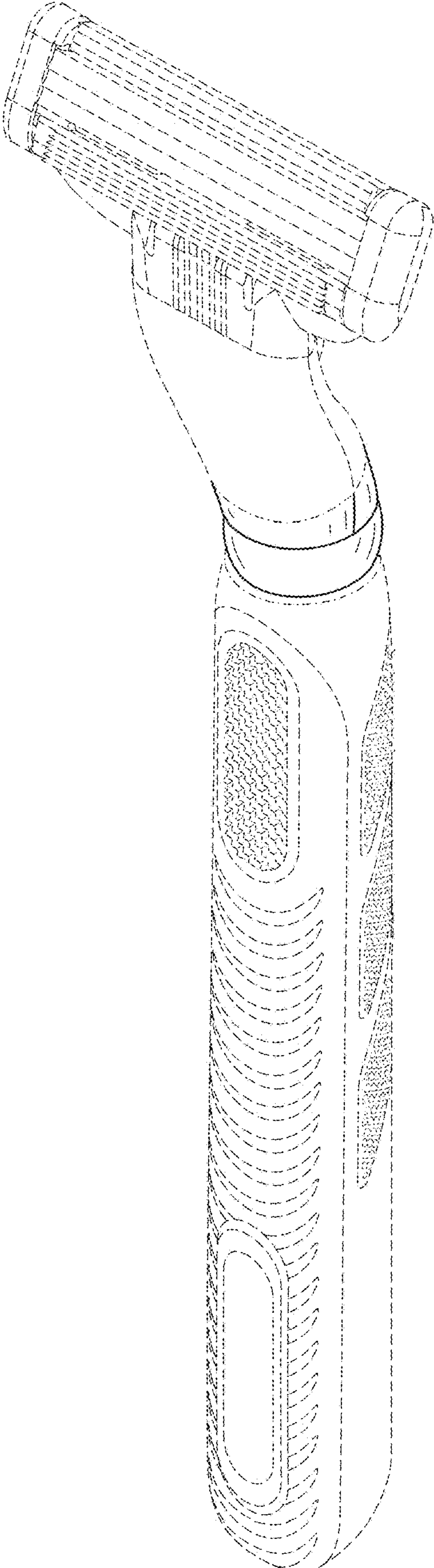


FIG. 1

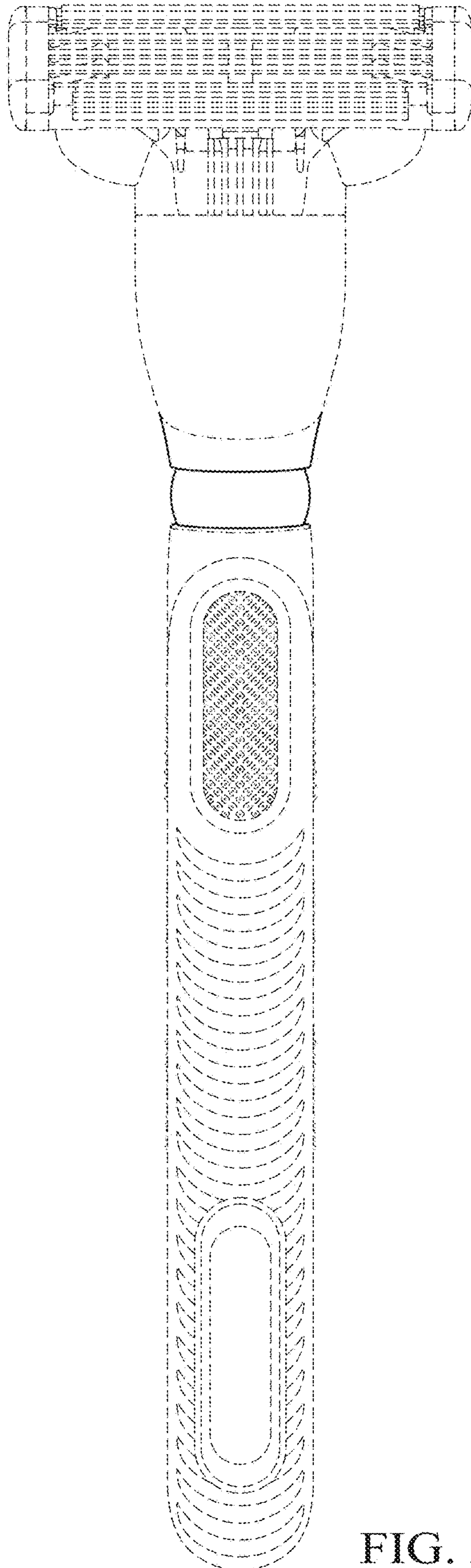


FIG. 2

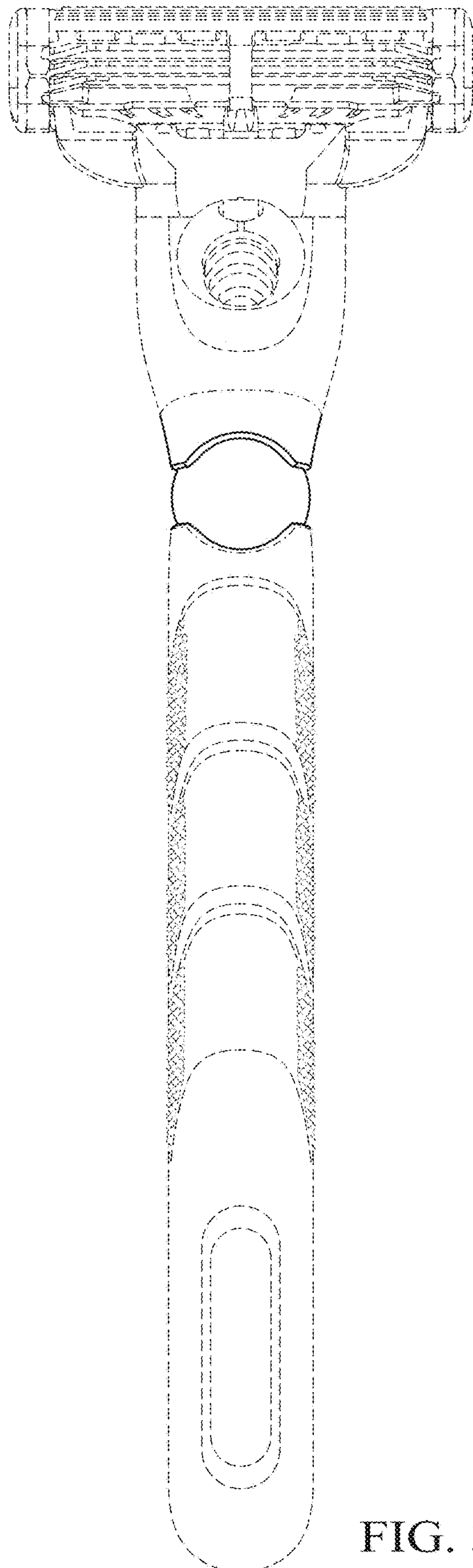


FIG. 3




FIG. 4

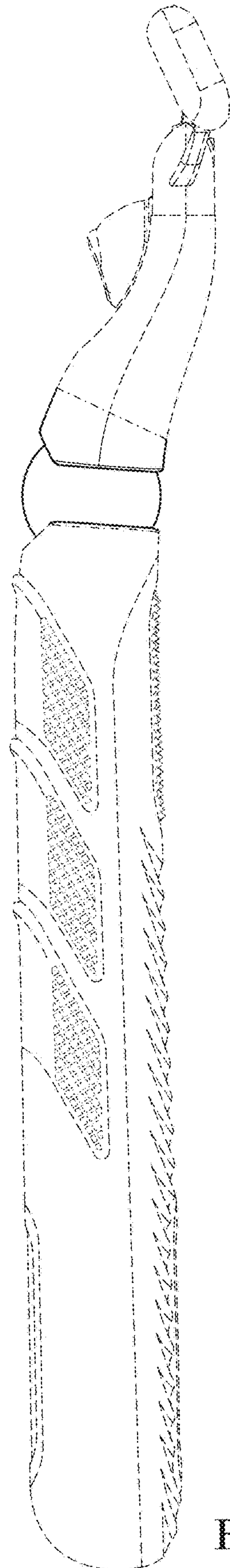


FIG. 5



FIG. 6

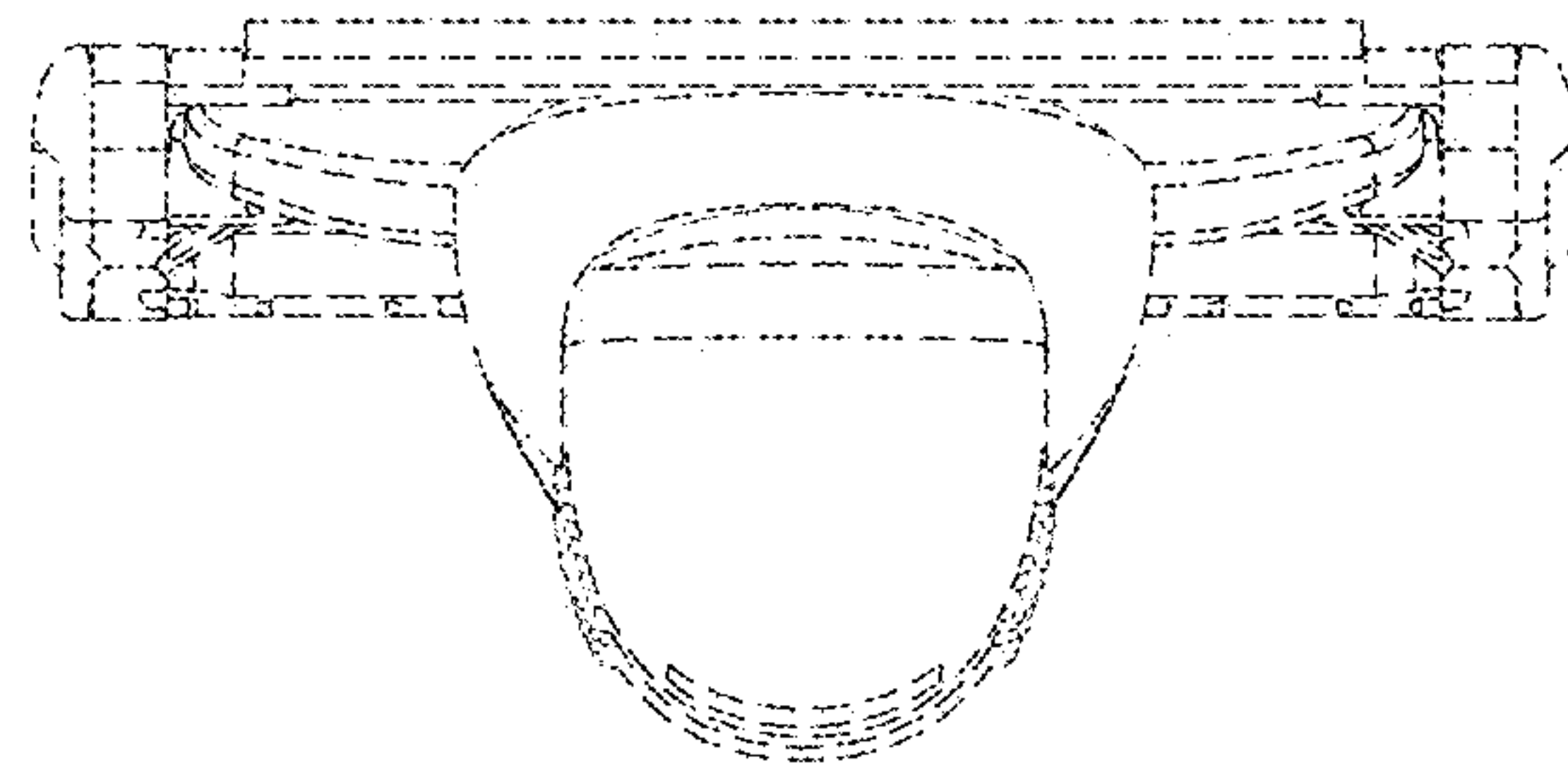


FIG. 7

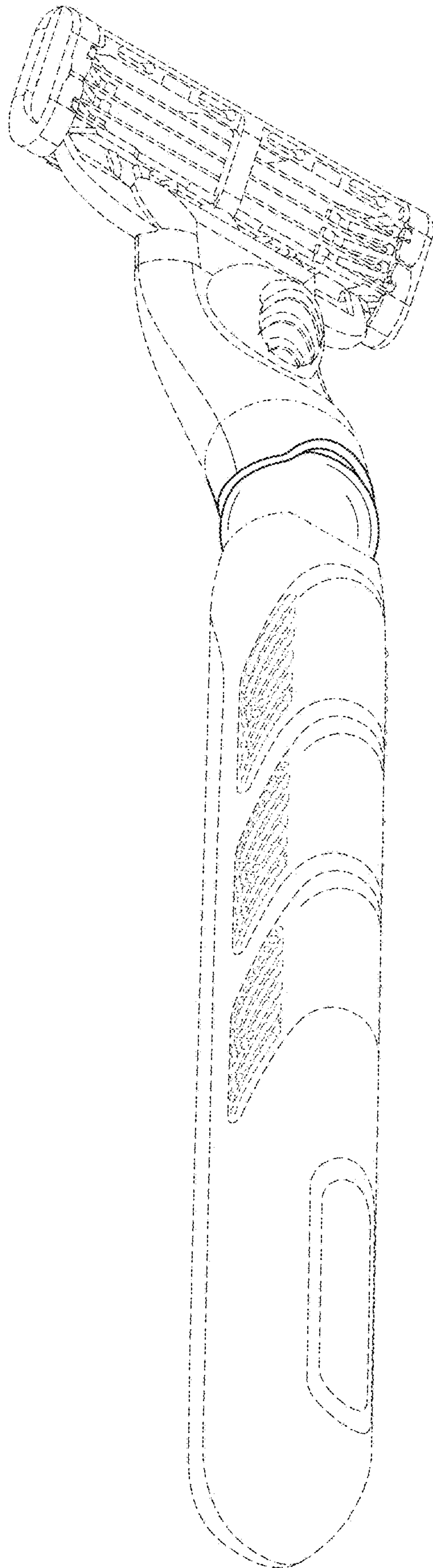


FIG. 8

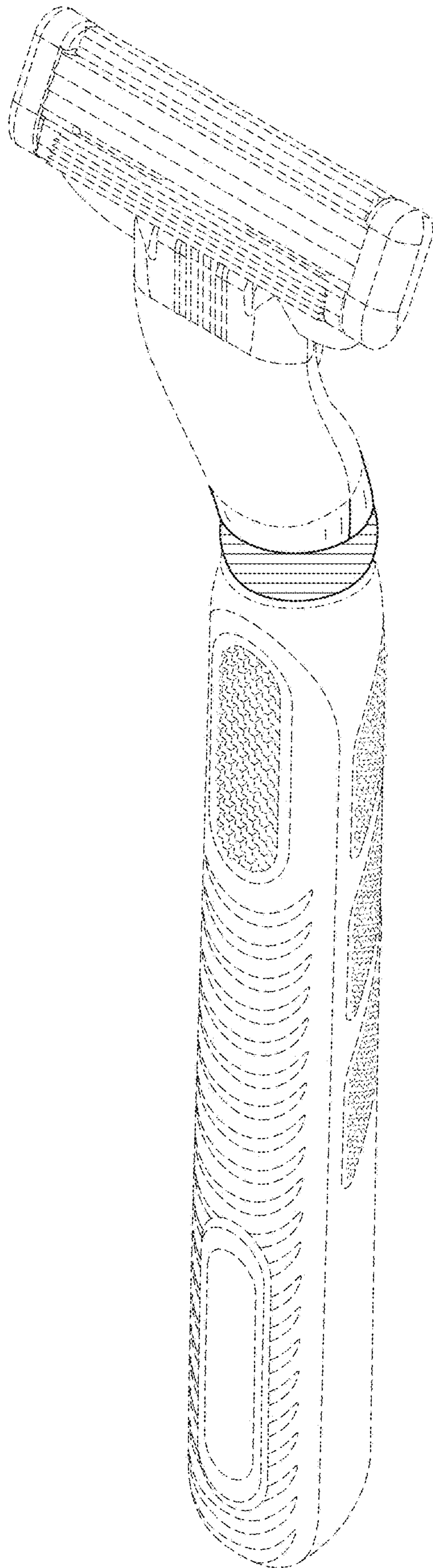


FIG. 9

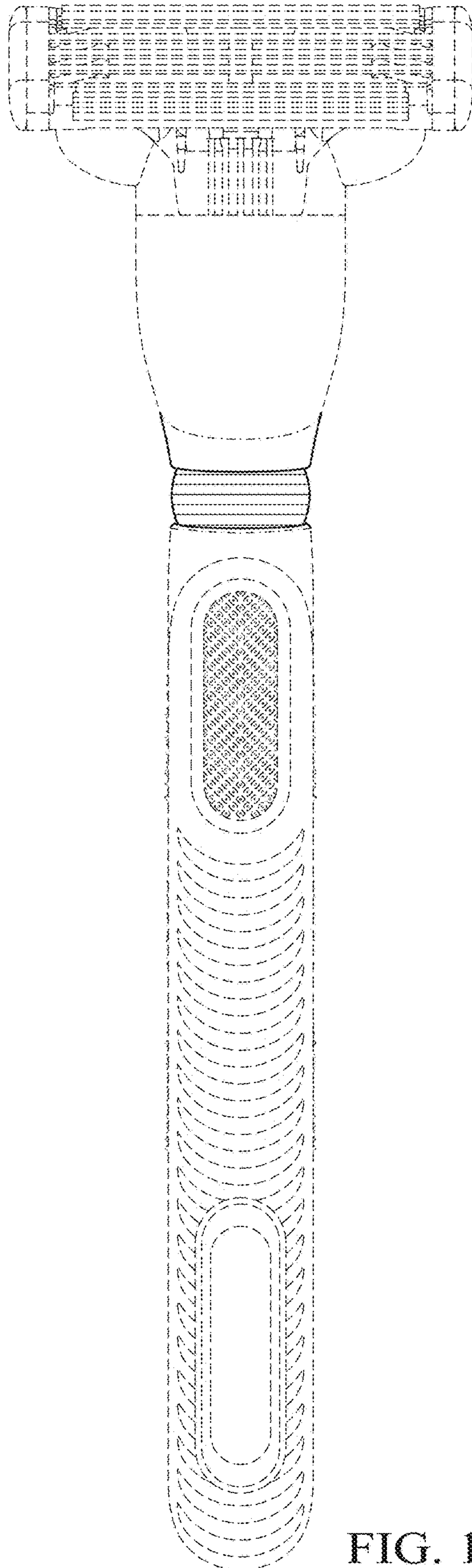


FIG. 10

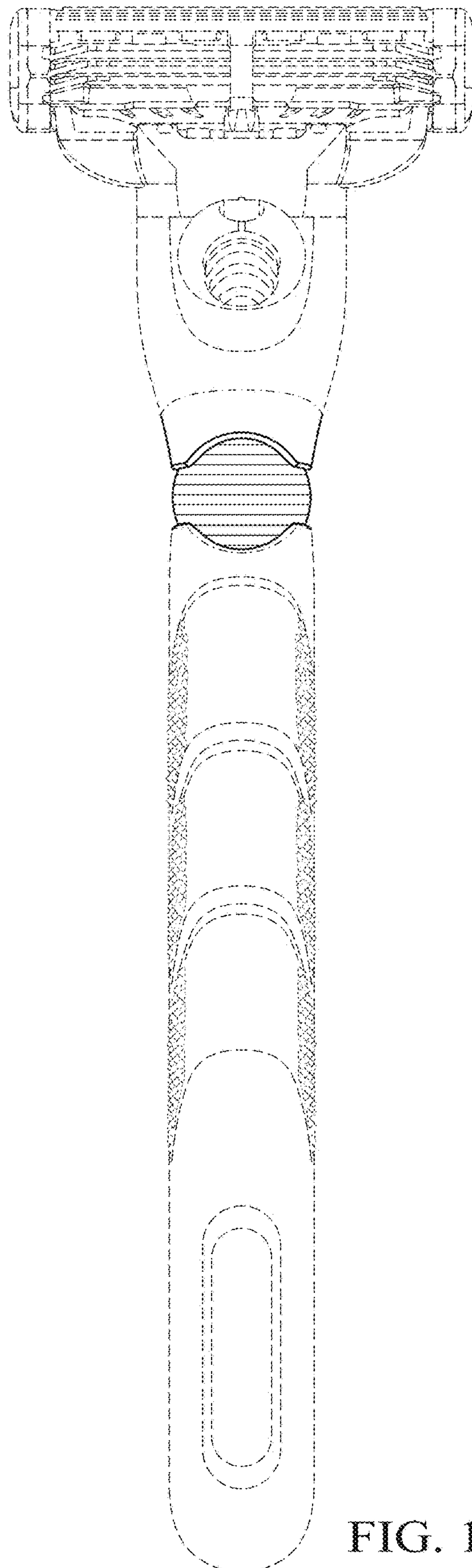


FIG. 11




FIG. 12

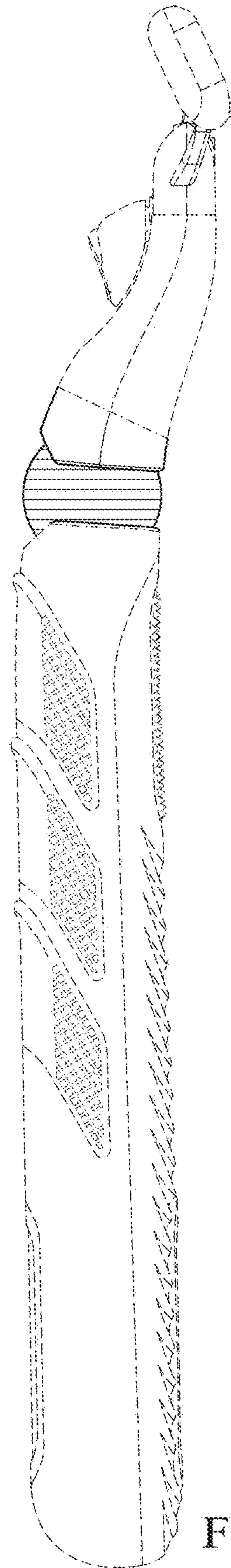


FIG. 13




FIG. 14

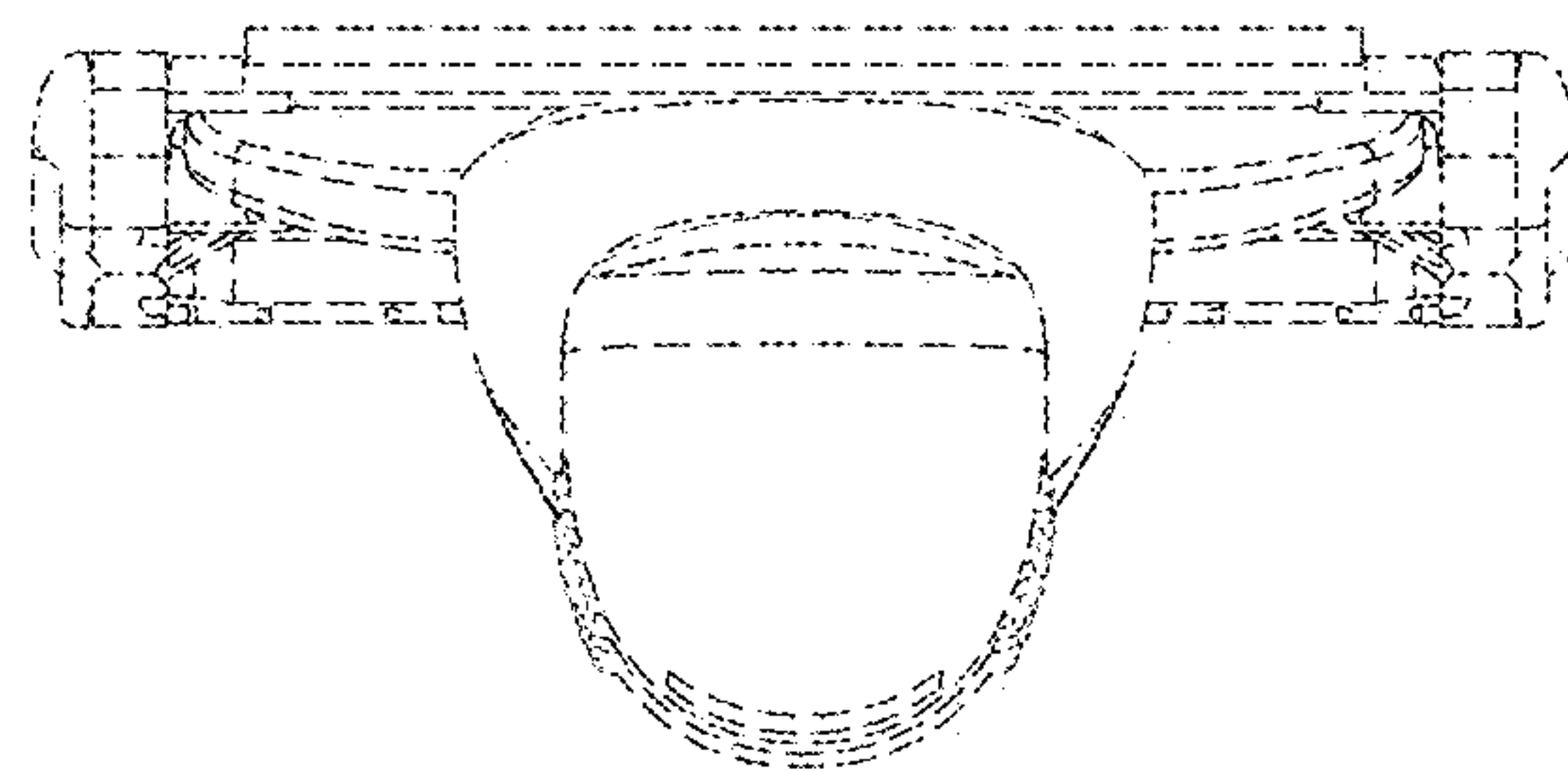


FIG. 15

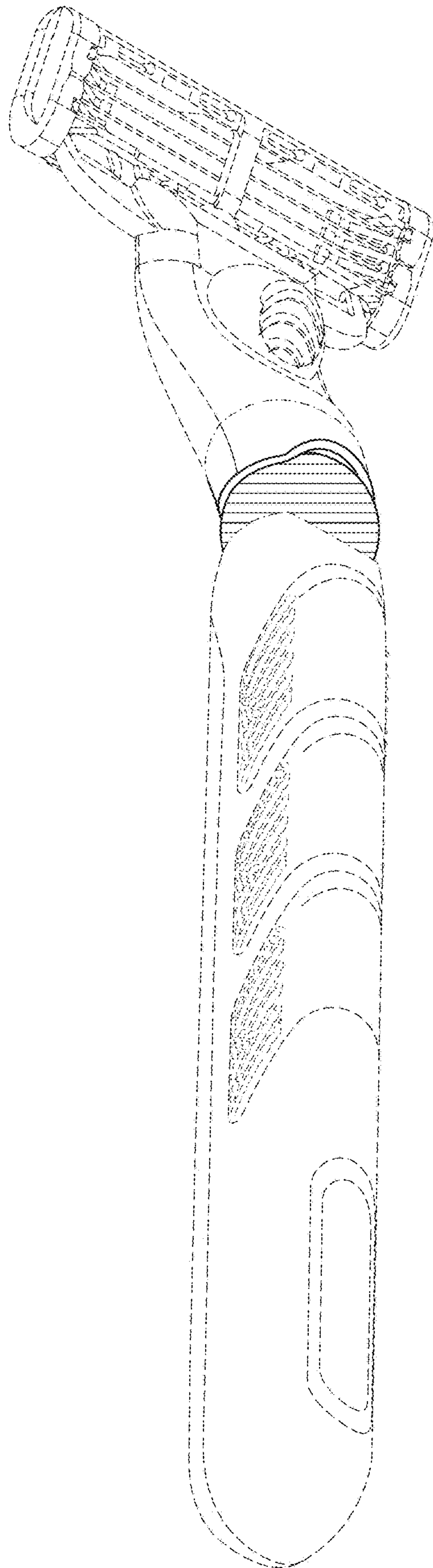


FIG. 16