



US00D905330S

(12) **United States Design Patent**
Kim et al.

(10) **Patent No.:** **US D905,330 S**

(45) **Date of Patent:** **** Dec. 15, 2020**

- (54) **ELECTRONIC CIGARETTE**
- (71) Applicant: **KT&G Corporation**, Daejeon (KR)
- (72) Inventors: **Min Chui Kim**, Yongin-si (KR); **Su Mi Shin**, Goyang-si (KR)
- (73) Assignee: **KT&G Corporation**, Daejeon (KR)
- (**) Term: **15 Years**
- (21) Appl. No.: **29/695,821**
- (22) Filed: **Jun. 21, 2019**

D859,735 S *	9/2019	Qiu	D27/162
D870,368 S *	12/2019	Leon Duque	D27/162
D870,372 S *	12/2019	Zhu	D27/167
D871,663 S *	12/2019	Lord	D27/101
D876,717 S *	2/2020	Murray	D27/101
D877,971 S *	3/2020	Bowen	D27/101
D877,976 S *	3/2020	Ding	D27/162
D881,457 S *	4/2020	Ouyang	D27/162

- (30) **Foreign Application Priority Data**
- Dec. 24, 2018 (KR) 30-2018-0061242
- (51) **LOC (12) Cl.** **27-02**
- (52) **U.S. Cl.**
- USPC **D27/162**
- (58) **Field of Classification Search**
- USPC D27/162, 100, 101, 163-165, 172, 174,
D27/183, 185-194; D24/110, 110.5;
128/202.21, 203.12; 131/273, 274, 270,
131/191, 328, 329, 330, 360-365
- CPC A24F 47/002; A24F 47/006; A24F 47/008;
A61M 15/00; A61M 15/06
- See application file for complete search history.

- (56) **References Cited**
- U.S. PATENT DOCUMENTS
- D779,726 S * 2/2017 Bennett D27/189
- D792,643 S * 7/2017 Wong D27/101
- D799,110 S * 10/2017 Qiu D27/101
- D832,499 S * 10/2018 Qiu D27/162
- D832,500 S * 10/2018 Qiu D27/162

OTHER PUBLICATIONS

[https://www.google.com/search?q=electronic+cigarettes&source=\(May 5, 2020\).*](https://www.google.com/search?q=electronic+cigarettes&source=(May+5,+2020).*)

* cited by examiner

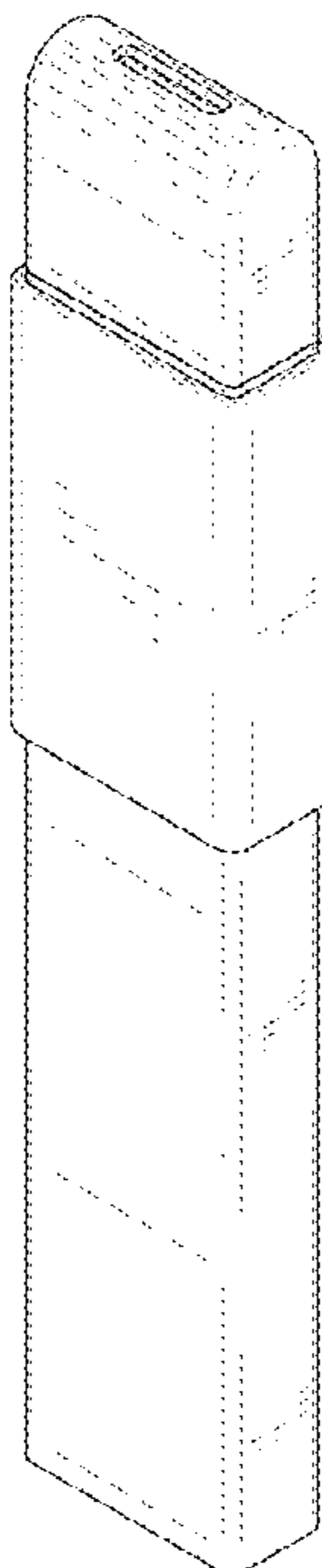
Primary Examiner — Marissa J Cash
Assistant Examiner — Rebecca Tsehaye
(74) *Attorney, Agent, or Firm* — Novick, Kim & Lee, PLLC; Sang Ho Lee; Hyun Woo Shin

(57) **CLAIM**
We claim the ornamental design for an electronic cigarette, as shown and described.

DESCRIPTION

FIG. 1 is perspective view of an electronic cigarette, showing our new design;
FIG. 2 is a front elevational view thereof;
FIG. 3 is a rear elevational view thereof;
FIG. 4 is a left side elevational view thereof;
FIG. 5 is a right side elevational view thereof;
FIG. 6 is a top plan view thereof; and,
FIG. 7 is a bottom plan view thereof.
The broken lines in the drawings are for purposes of illustrating portions of the electronic cigarette that form no part of the claim.

1 Claim, 6 Drawing Sheets



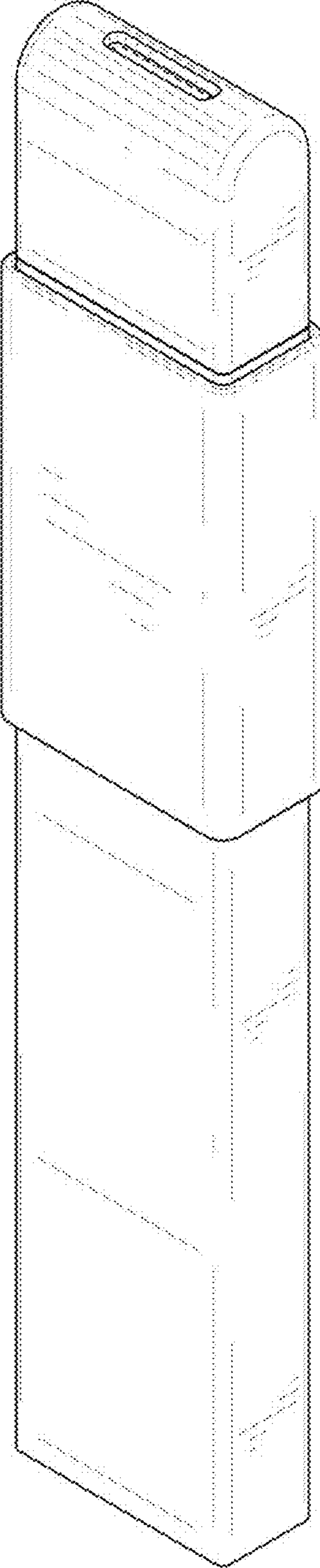


FIG. 1




FIG. 2




FIG. 3

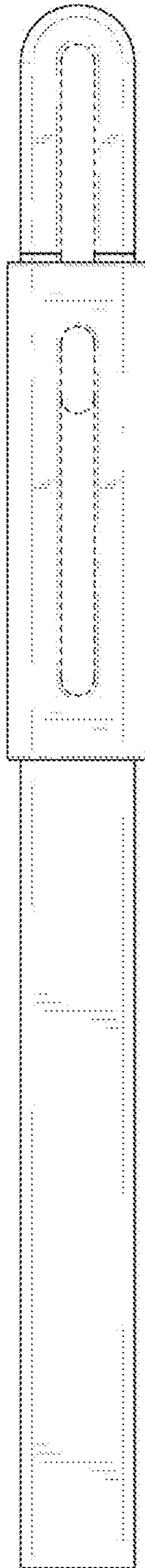


FIG. 4

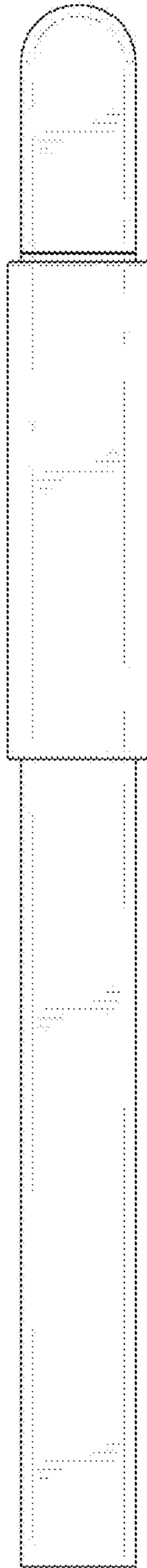


FIG. 5

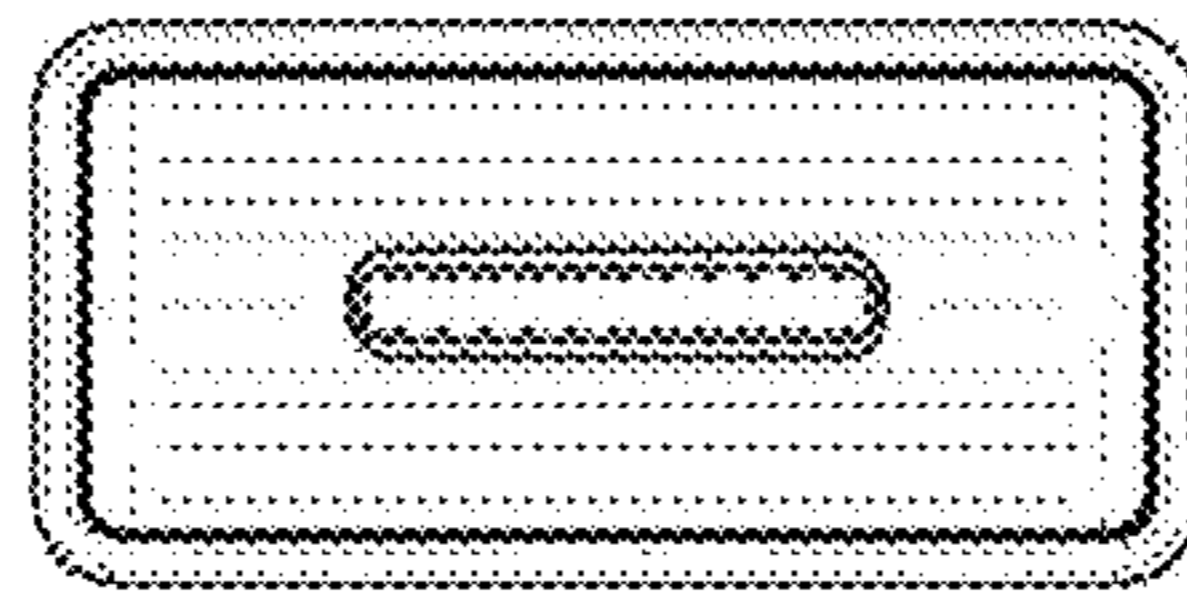


FIG. 6




FIG. 7