



US00D905319S

(12) **United States Design Patent** (10) **Patent No.:** **US D905,319 S**  
**Cui** (45) **Date of Patent:** **\*\* Dec. 15, 2020**

(54) **LAMP**  
(71) Applicant: **Hefei Xingsirui Electronic Commerce Co., Ltd.**, Hefei (CN)  
(72) Inventor: **Lili Cui**, Hefei (CN)  
(\*\*) Term: **15 Years**  
(21) Appl. No.: **29/739,266**  
(22) Filed: **Jun. 24, 2020**  
(51) **LOC (12) Cl.** ..... **26-05**  
(52) **U.S. Cl.**  
USPC ..... **D26/106**  
(58) **Field of Classification Search**  
USPC ..... D26/24, 26, 36, 93, 94, 104, 106, 110,  
D26/123, 124, 137; 362/362, 641;  
D11/7, 11, 22; D10/104.1; D21/308,  
D21/316, 319, 386, 708, 713, 782  
CPC ..... F21V 21/00; F21V 21/14; F21V 21/30;  
F21V 23/04; F21V 15/01; F21V 7/00;  
F21V 7/04; F21V 7/043; F21V 7/045;  
F21V 7/046; F21V 37/0095; F21S 9/00;  
F21S 9/022; F21S 10/00; F21S 10/06;  
F21S 10/007  
See application file for complete search history.

(56) **References Cited**  
U.S. PATENT DOCUMENTS  
D395,715 S \* 6/1998 Queen ..... D26/24  
D443,383 S \* 6/2001 Shih ..... D26/93  
D453,702 S \* 2/2002 Hill ..... D11/7  
D468,044 S \* 12/2002 Lam ..... D26/104  
D480,497 S \* 10/2003 Lau Ting Yup ..... D26/104

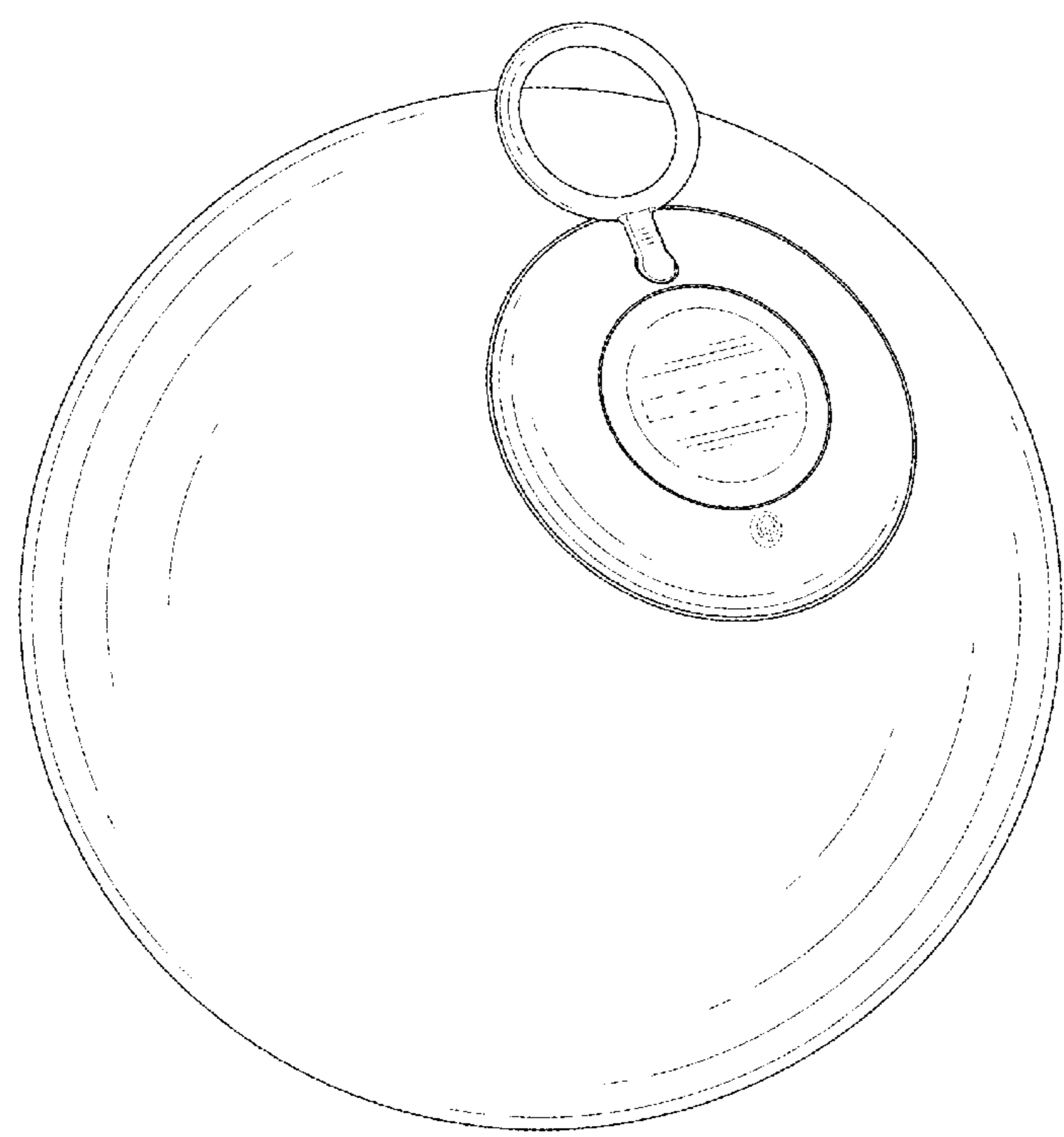
D496,126 S \* 9/2004 Huang ..... D26/104  
D607,600 S \* 1/2010 Keith  
D725,813 S \* 3/2015 Badalla  
D732,229 S \* 6/2015 Anastassiades ..... D26/93  
D732,723 S \* 6/2015 Anastassiades ..... D26/93  
D734,527 S \* 7/2015 Anastassiades ..... D26/93  
D752,802 S \* 3/2016 Johnson ..... D26/94  
D756,541 S \* 5/2016 Lagier ..... D26/1  
D762,913 S \* 8/2016 Anderson ..... D26/106  
D802,825 S \* 11/2017 Michael ..... D26/93  
D836,821 S \* 12/2018 Ossino ..... D26/106  
D849,314 S \* 5/2019 Pan  
D887,069 S \* 6/2020 Dou ..... D26/104

\* cited by examiner  
*Primary Examiner* — Wan Laymon  
*Assistant Examiner* — Clint A Samuel

(57) **CLAIM**  
The ornamental design for a lamp, as shown and described.

**DESCRIPTION**  
FIG. 1 is a first perspective view of a lamp showing my new design;  
FIG. 2 is a second perspective view thereof;  
FIG. 3 is a front view thereof;  
FIG. 4 is a back view thereof;  
FIG. 5 is a left side view thereof;  
FIG. 6 is a right side view thereof;  
FIG. 7 is a top view thereof; and,  
FIG. 8 is a bottom view thereof.  
The broken lines shown in the drawings depict portions of the lamp in which the design is embodied that form no part of the claimed design.

**1 Claim, 8 Drawing Sheets**



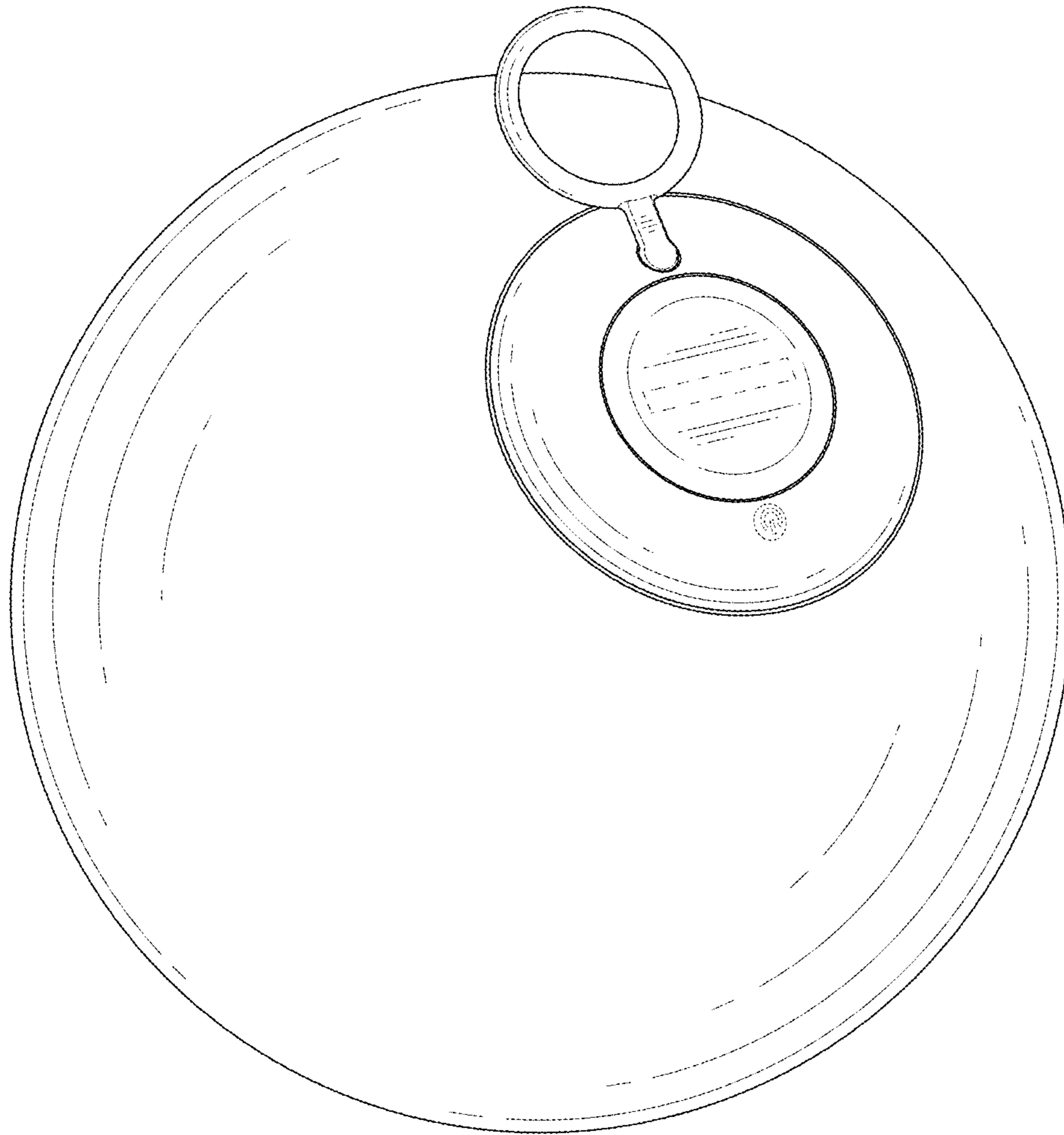


FIG. 1




FIG. 2

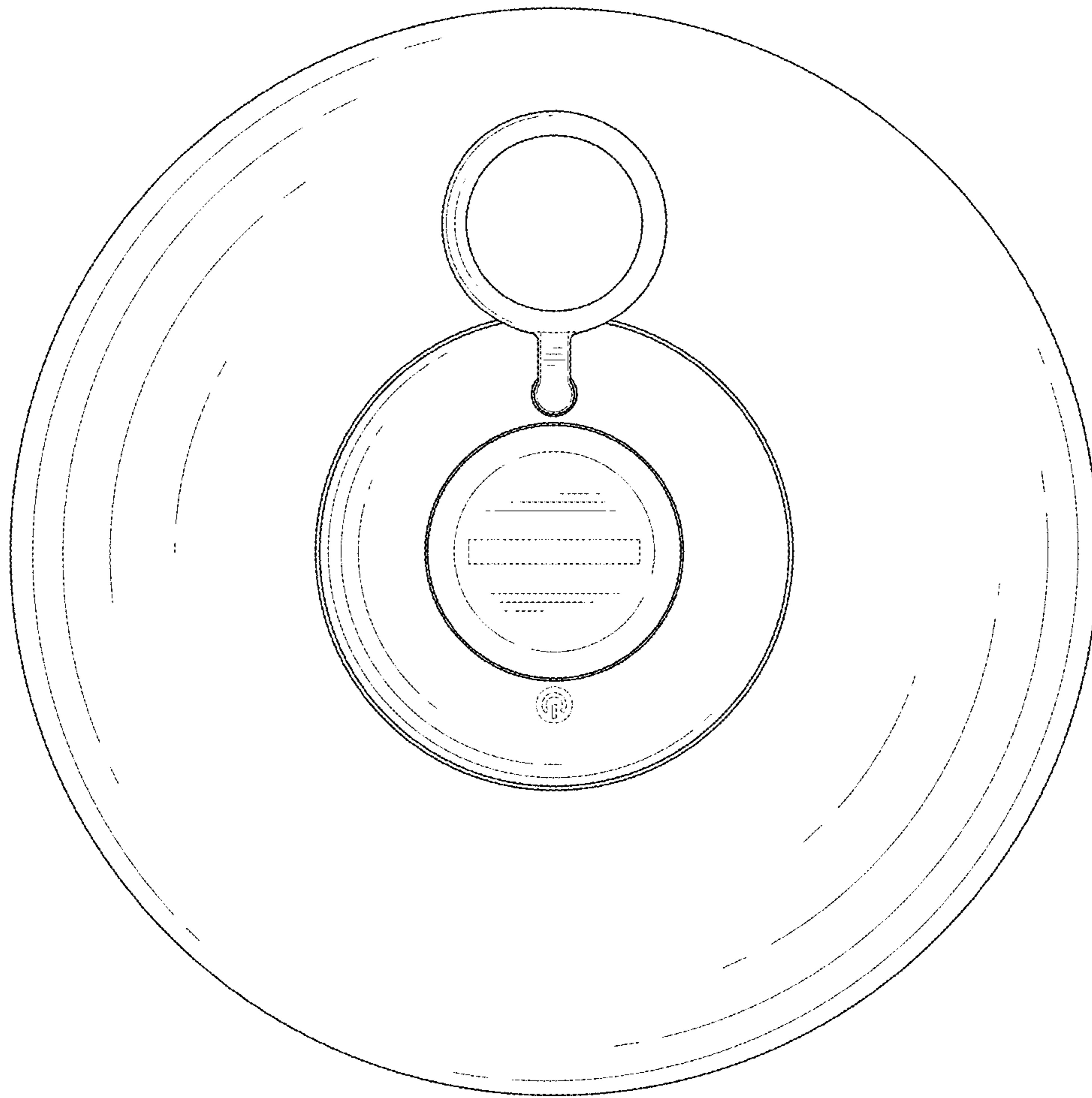


FIG. 3




FIG. 4

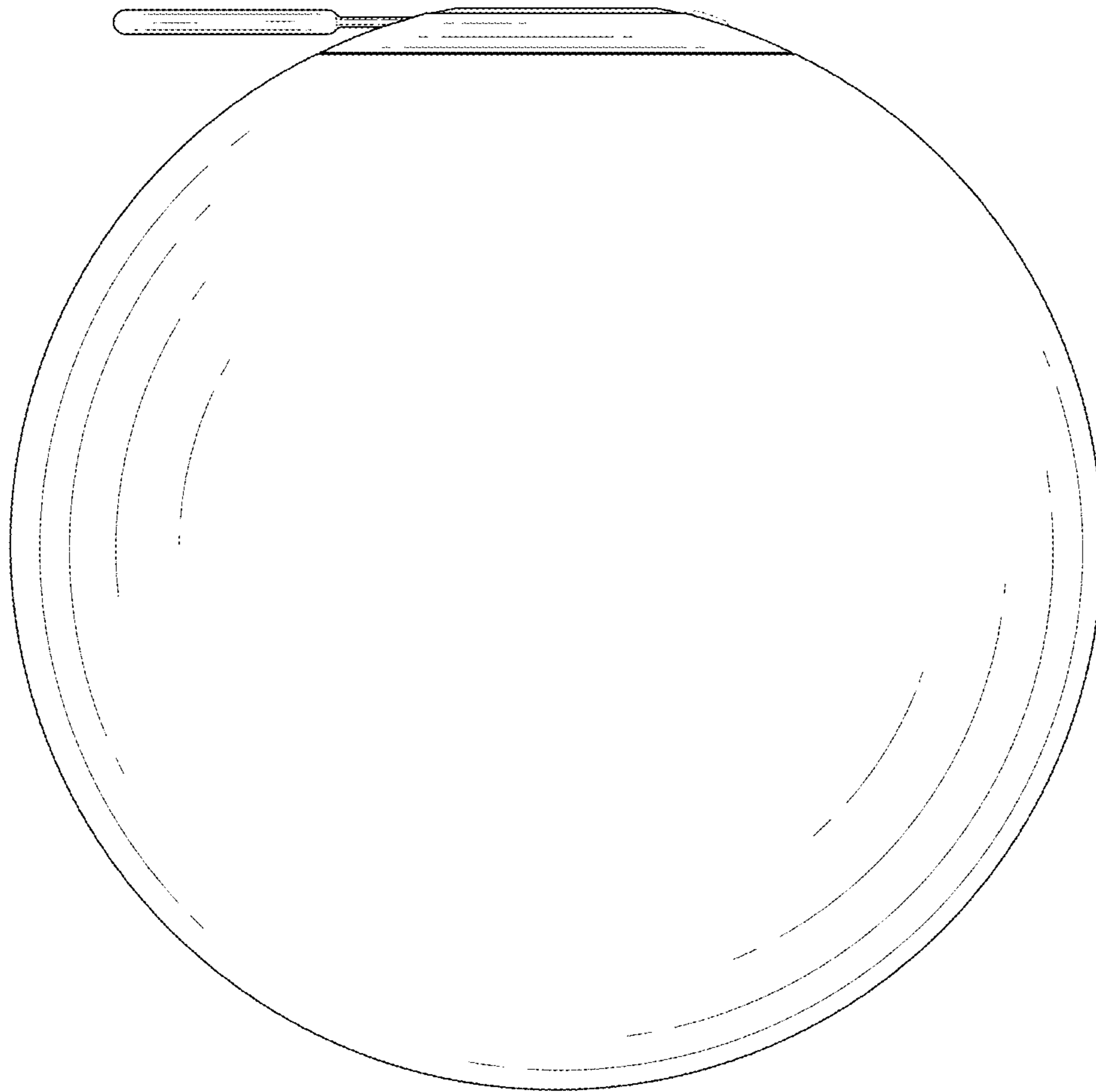


FIG. 5

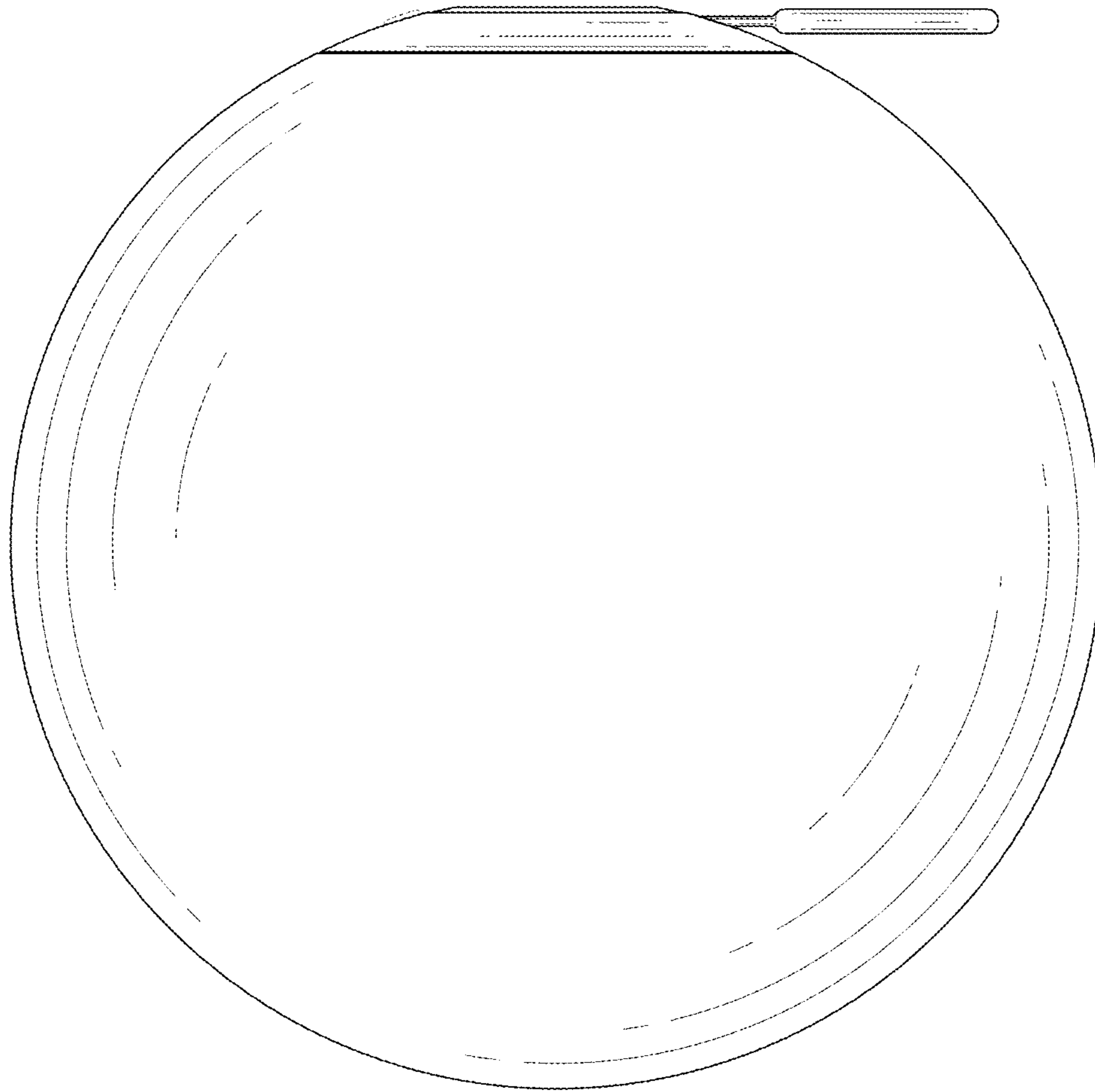


FIG. 6



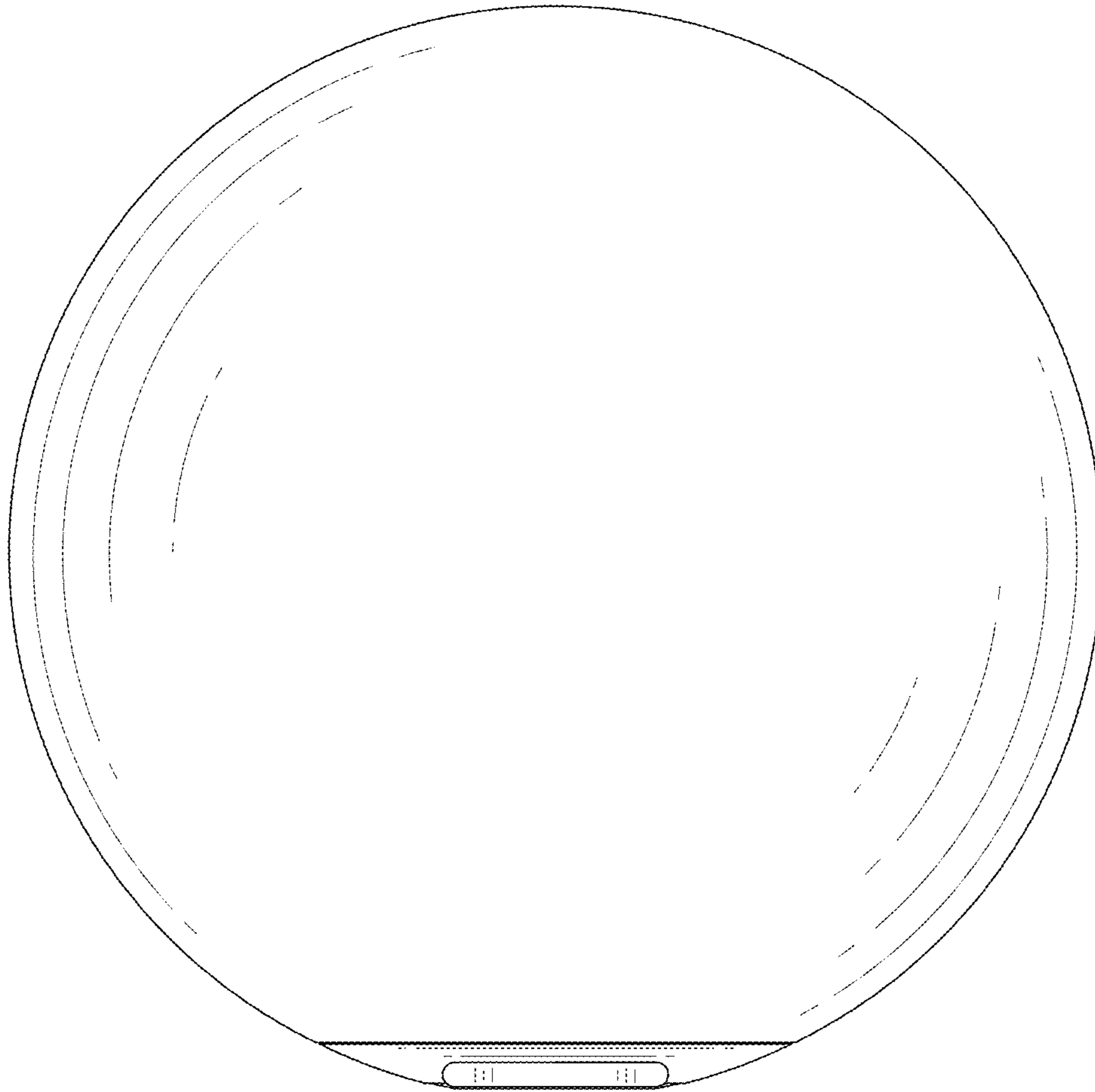


FIG. 7



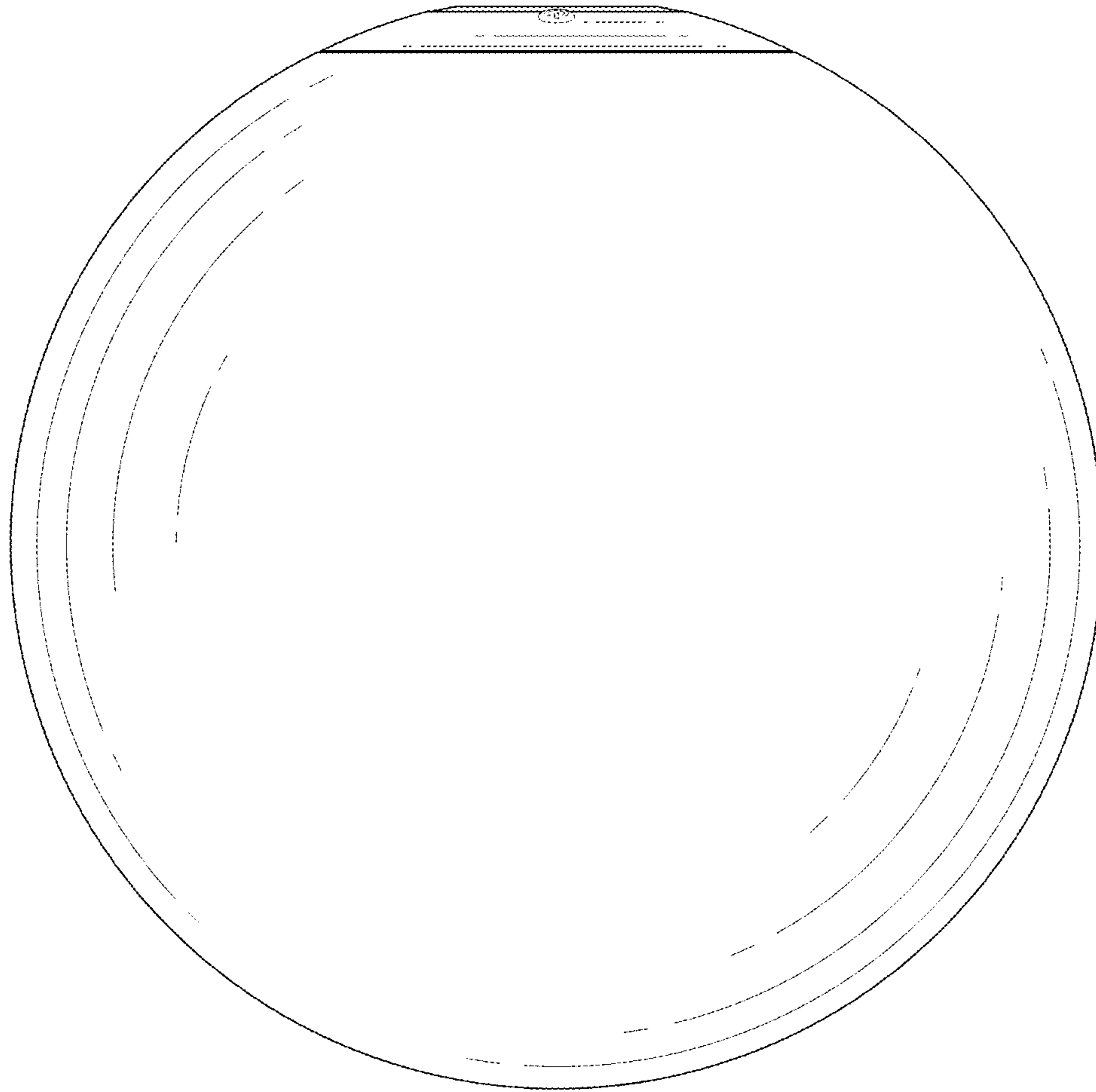


FIG. 8