



US00D905302S

(12) **United States Design Patent** (10) **Patent No.:** **US D905,302 S**
Wu (45) **Date of Patent:** **** Dec. 15, 2020**

(54) **VEHICLE LIGHT**
(71) Applicant: **COPLUS INC.**, Tainan (TW)
(72) Inventor: **Po-Hua Wu**, Tainan (TW)
(73) Assignee: **COPLUS INC.**, Tainan (TW)
(**) Term: **15 Years**
(21) Appl. No.: **29/703,121**

D711,025 S * 8/2014 Gueler D26/28
D780,353 S * 2/2017 Ha D26/28
D797,967 S * 9/2017 Barry D26/28
D799,081 S * 10/2017 Lin D26/28
D831,866 S * 10/2018 Lin D26/28
D849,291 S * 5/2019 Wu D26/28
D863,623 S * 10/2019 Bauer D26/28
D865,247 S * 10/2019 Grewer D26/31
D868,306 S * 11/2019 Lin D26/28
D873,453 S * 1/2020 Grabowski D26/28
D874,030 S * 1/2020 Mack D26/28

* cited by examiner

(22) Filed: **Aug. 23, 2019**

Primary Examiner — Angela J Lee

(30) **Foreign Application Priority Data**

(74) *Attorney, Agent, or Firm* — Lewis Roca Rothgerber
Christie LLP

Mar. 8, 2019 (TW) 108301299

(51) **LOC (12) Cl.** **26-06**

(52) **U.S. Cl.**
USPC **D26/28**

(57) **CLAIM**

(58) **Field of Classification Search**
USPC D26/28, 29, 30, 31, 32, 33, 34, 35, 36
CPC F21S 48/00; F21S 48/10; F21S 48/115;
F21S 48/225; F21S 48/1233; F21S
48/1266; F21S 48/1388; F21S 48/2268;
F21V 21/04; F21W 2103/35; F21W 3/40;
F21W 2102/17; F21W 2102/30; F21W
2103/00; F21W 2103/55; F21W 2104/00;
F21W 2107/17; F21W 2107/13
See application file for complete search history.

The ornamental design for vehicle light, as shown and
described.

DESCRIPTION

(56) **References Cited**

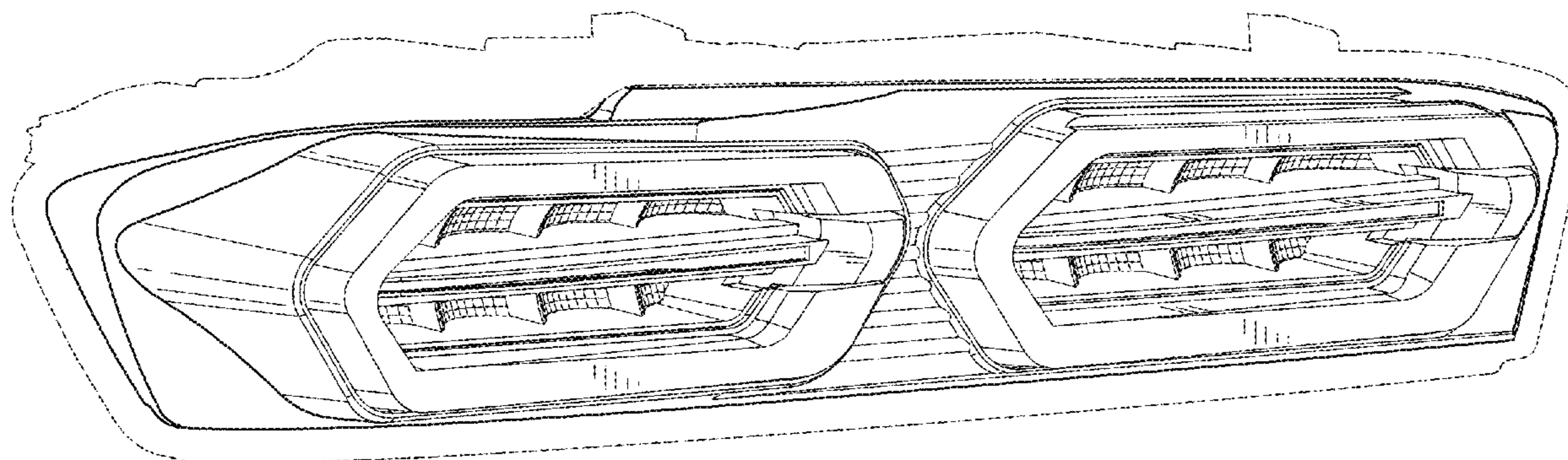
U.S. PATENT DOCUMENTS

D652,553 S * 1/2012 Vardis D26/28
D661,828 S * 6/2012 Yu D26/28

FIG. 1 is front perspective view of a vehicle light;
FIG. 2 is a front view thereof;
FIG. 3 is a rear view thereof;
FIG. 4 is a left side view thereof;
FIG. 5 is a right side view thereof;
FIG. 6 is a top view thereof; and,
FIG. 7 is a bottom view thereof.

The broken lines in the drawings are for illustrative purpose
only and form no part of the claimed design.

1 Claim, 7 Drawing Sheets



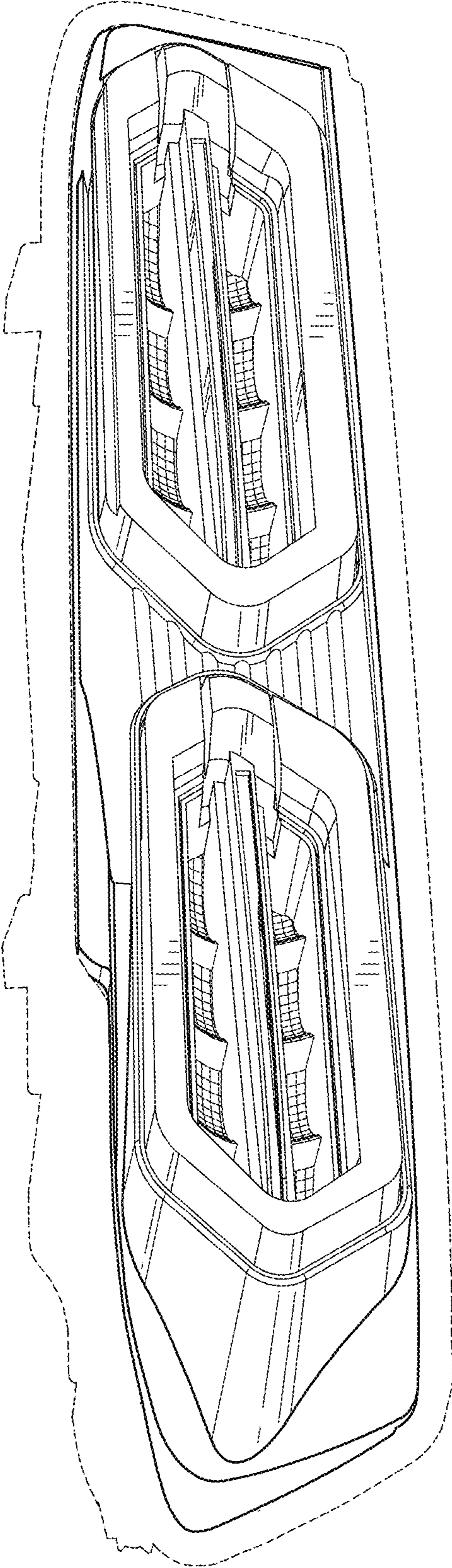


FIG. 1

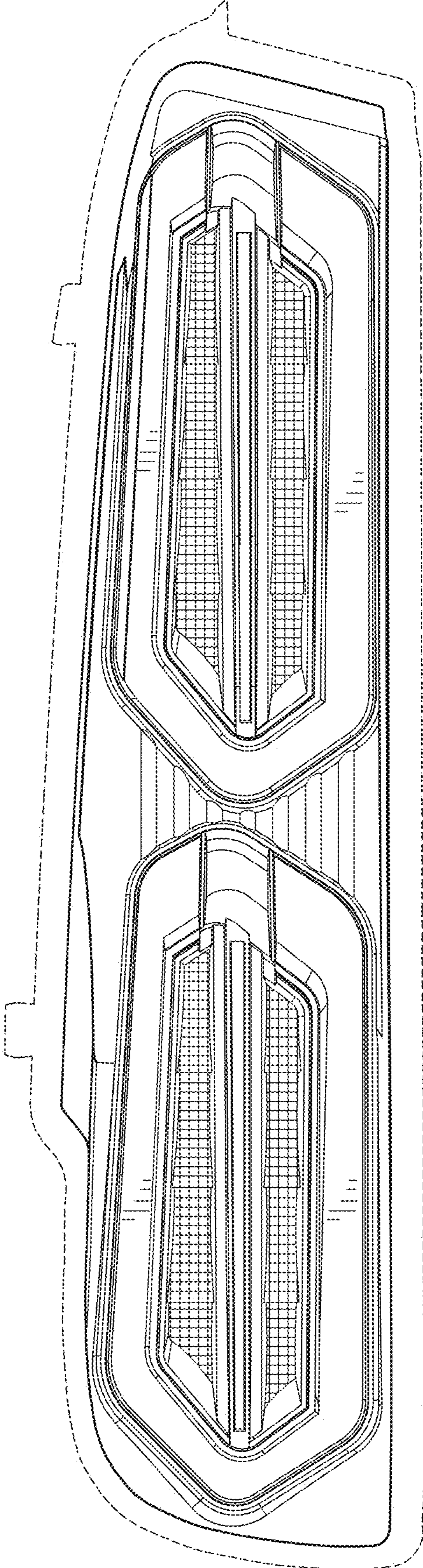


FIG. 2




FIG. 3

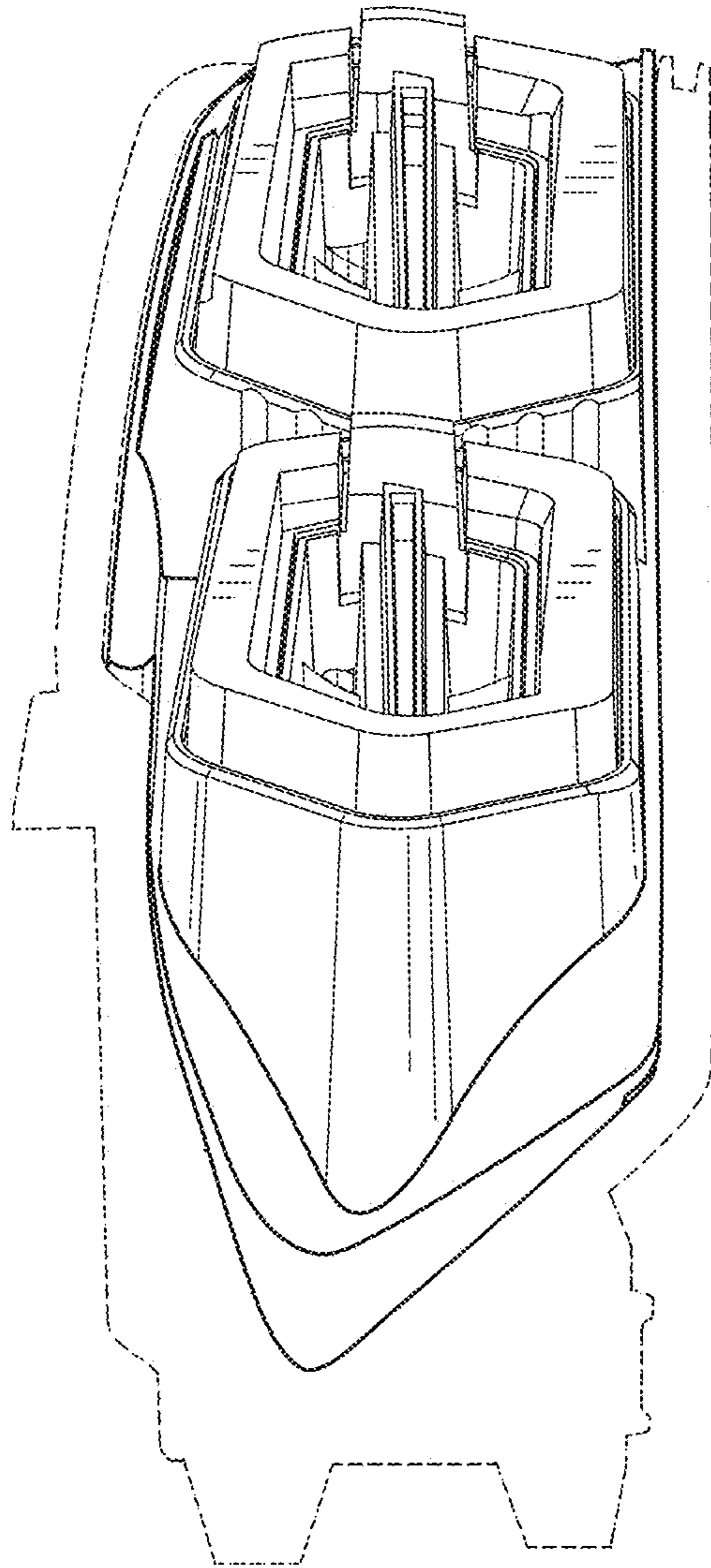


FIG. 4

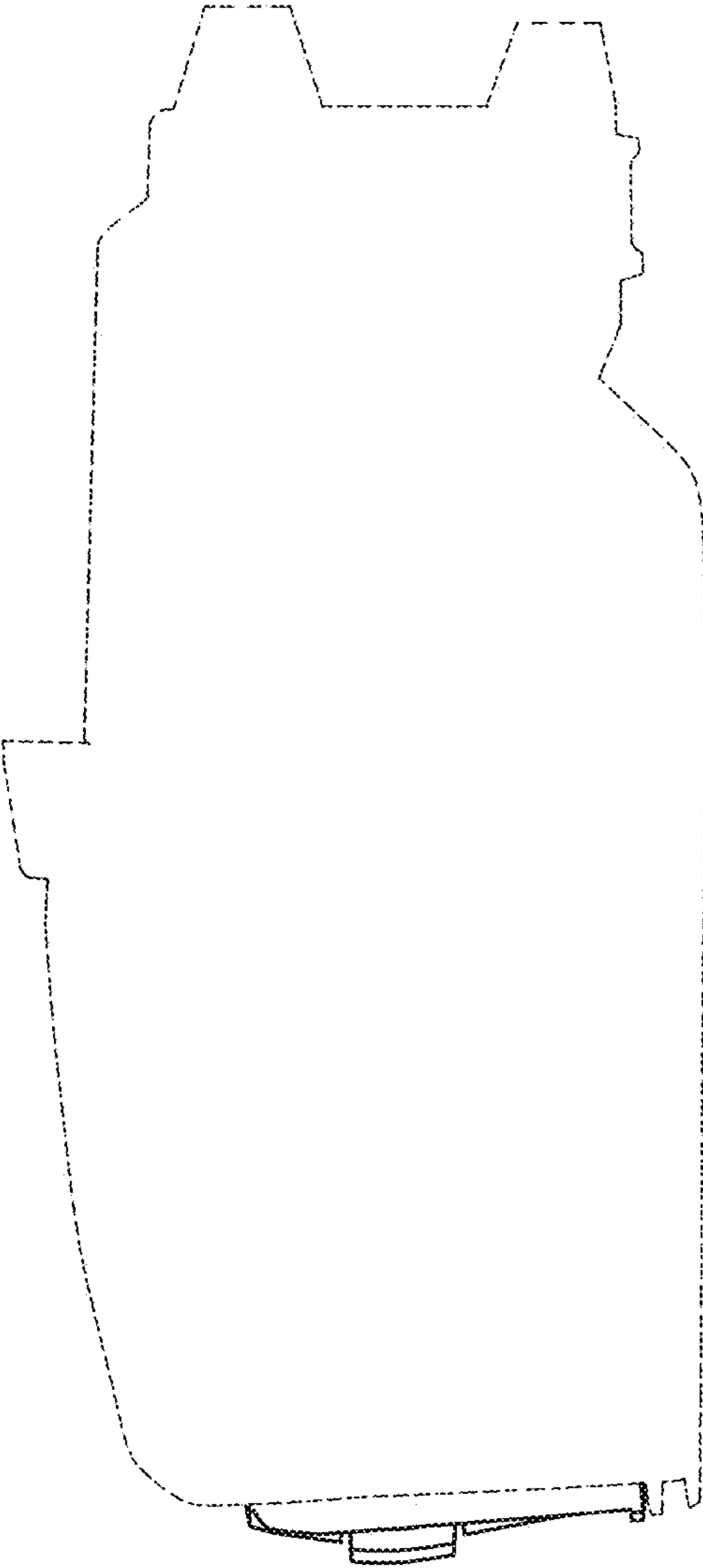


FIG. 5

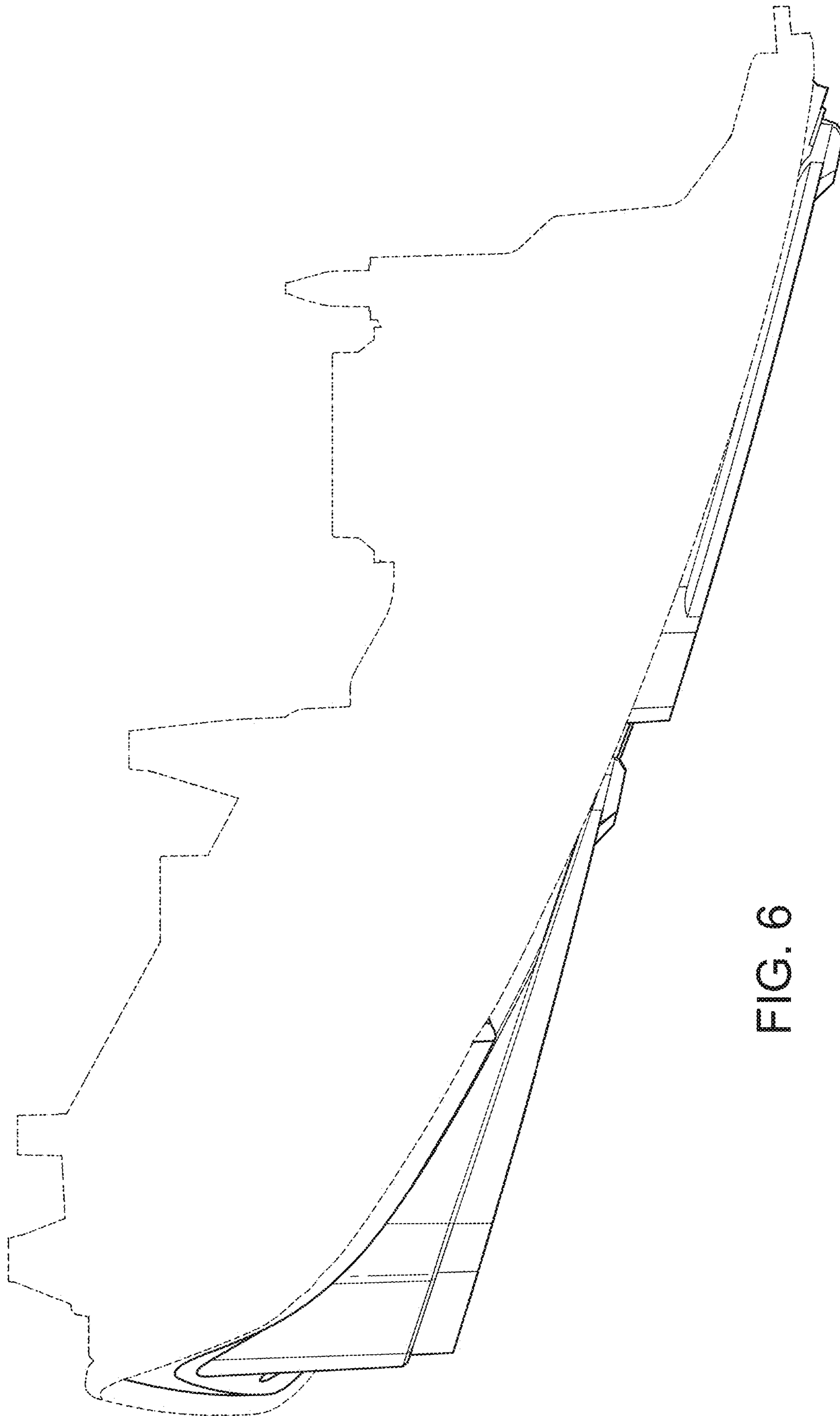


FIG. 6



FIG. 7