



US00D905294S

(12) **United States Design Patent**
Lanuza

(10) **Patent No.:** **US D905,294 S**

(45) **Date of Patent:** **** Dec. 15, 2020**

(54) **EXPANDER FOR FASTENING TRACK FOR FABRIC WALL COVERINGS**

(71) Applicant: **Craig Lanuza**, Ventura, CA (US)

(72) Inventor: **Craig Lanuza**, Ventura, CA (US)

(**) Term: **15 Years**

(21) Appl. No.: **29/721,298**

(22) Filed: **Jan. 20, 2020**

Related U.S. Application Data

(62) Division of application No. 29/613,603, filed on Aug. 11, 2017, now Pat. No. Des. 873,443.

(51) **LOC (12) Cl.** **25-01**

(52) **U.S. Cl.**

USPC **D25/164**

(58) **Field of Classification Search**

USPC D25/112, 113, 119, 136, 137, 164, 199;
D6/575, 580; 160/327; D8/354, 400,
D8/403

CPC E04F 13/005; E04F 13/07; E04F 13/0803;
E04F 13/0816; E04F 13/0817; E04F
13/0832; E04F 13/0835; E04F 13/0837;
E04F 13/0855; E04F 13/21; E04F 13/26;
E04F 13/28; B44C 7/00; B44C 7/02;
B44C 7/022; E04B 9/303; E04B 9/521;
A47H 2023/003; A47H 23/01

See application file for complete search history.

(56) **References Cited**

U.S. PATENT DOCUMENTS

901,148 A * 10/1908 Billings E04F 13/0803
52/482
4,071,990 A * 2/1978 Traber B44C 7/022
403/231
D387,441 S * 12/1997 Rasmussen D25/164

6,283,247 B1 * 9/2001 McGrath B44C 7/022
181/295
6,532,706 B1 * 3/2003 Scott E04B 9/064
52/220.6
D524,454 S * 7/2006 Zarb D25/119
D546,479 S * 7/2007 Aughton D25/119
D546,974 S * 7/2007 Aughton D25/119
D666,742 S * 9/2012 Wiesemann D25/119
8,291,669 B2 * 10/2012 Karau E04C 1/395
D25/113
D699,536 S * 2/2014 Waddell D8/395
D725,796 S * 3/2015 Van Camp D25/119
D827,863 S * 9/2018 Walter D25/113
D835,808 S * 12/2018 Mohamed D25/113
10,189,299 B2 * 1/2019 Spiro B44D 3/185
10,202,776 B1 * 2/2019 Lanuza E04F 13/26
D845,515 S * 4/2019 Ivosevich D25/113
D872,907 S * 1/2020 Lanuza D25/199

(Continued)

Primary Examiner — Llorelys Martinez

(57) **CLAIM**

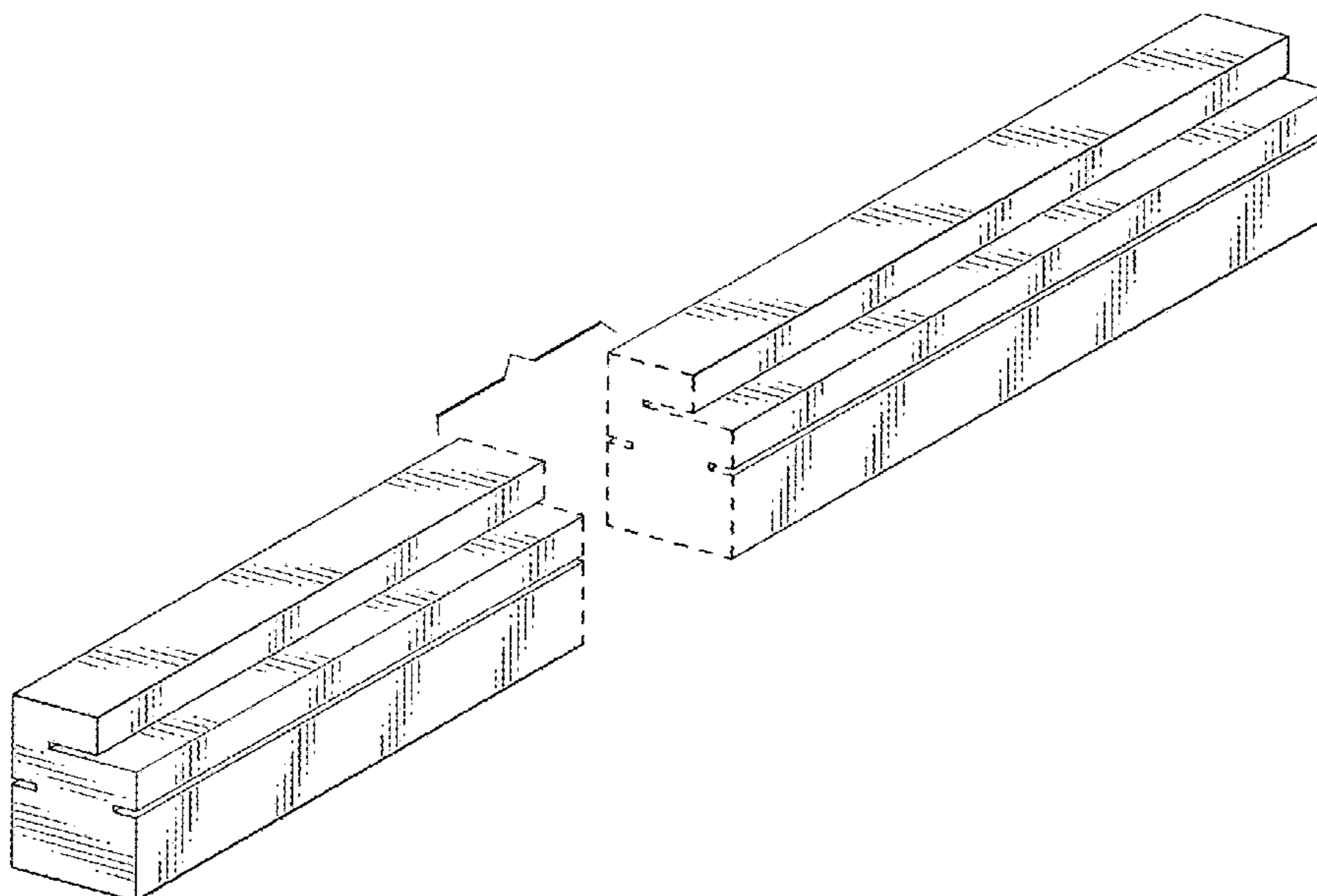
The ornamental design for an expander for fastening track for fabric wall coverings, as shown and described.

DESCRIPTION

FIG. 1 is a perspective view of an expander for fastening track for fabric wall coverings, showing my new design.
FIG. 2 is a first side view thereof.
FIG. 3 is a second side view thereof.
FIG. 4 is a front view thereof.
FIG. 5 is a rear view thereof.
FIG. 6 is a top view thereof; and,
FIG. 7 is a bottom view thereof.

The expander for fastening track for fabric wall coverings is shown with a symbolic break in its length. The appearance of any portion of the expander for fastening track for fabric wall coverings between the break lines forms no part of the claimed design.

1 Claim, 3 Drawing Sheets



(56)

References Cited

U.S. PATENT DOCUMENTS

D873,443 S *	1/2020	Lanuza	D25/164
2015/0040510 A1 *	2/2015	Shaw	E04F 13/26
			52/718.04
2017/0151772 A1 *	6/2017	Spiro	B44D 3/185
2017/0198480 A1 *	7/2017	Park	E04B 9/303

* cited by examiner

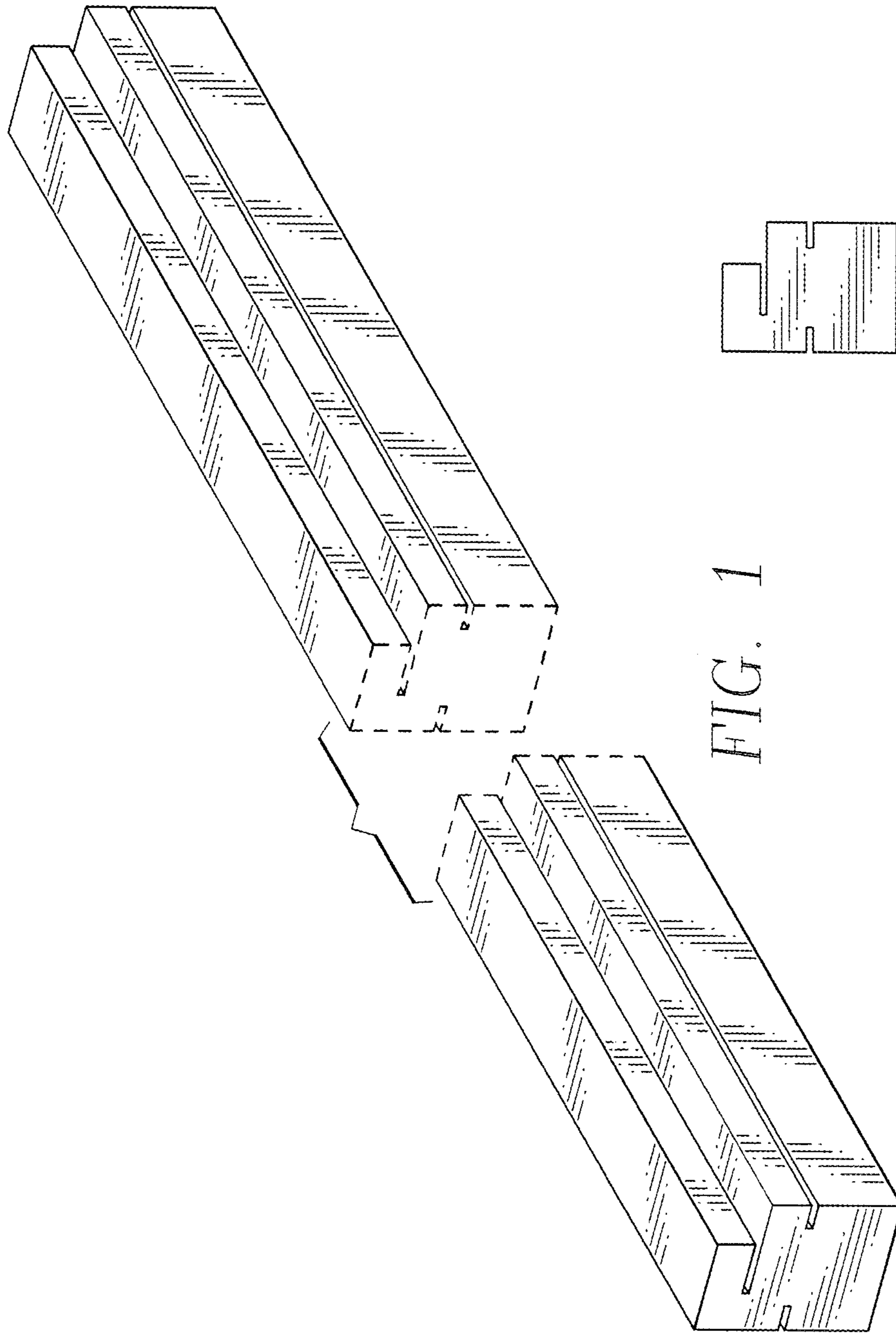


FIG. 1

FIG. 2

FIG. 3

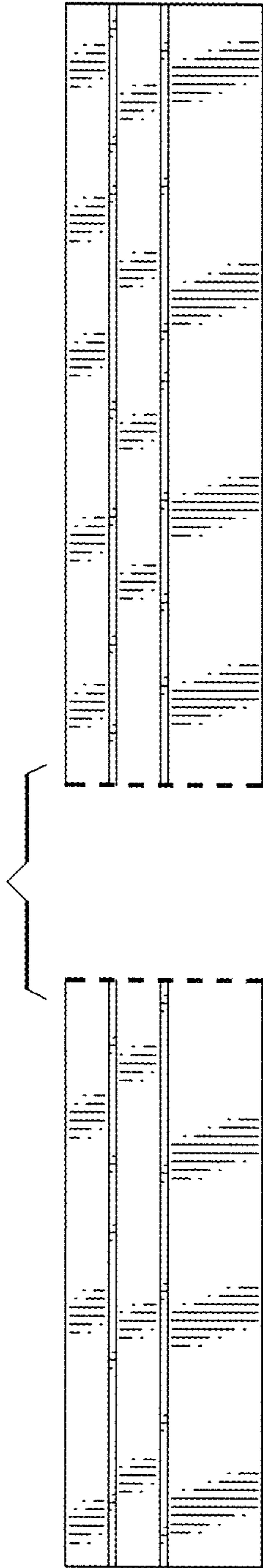


FIG. 4

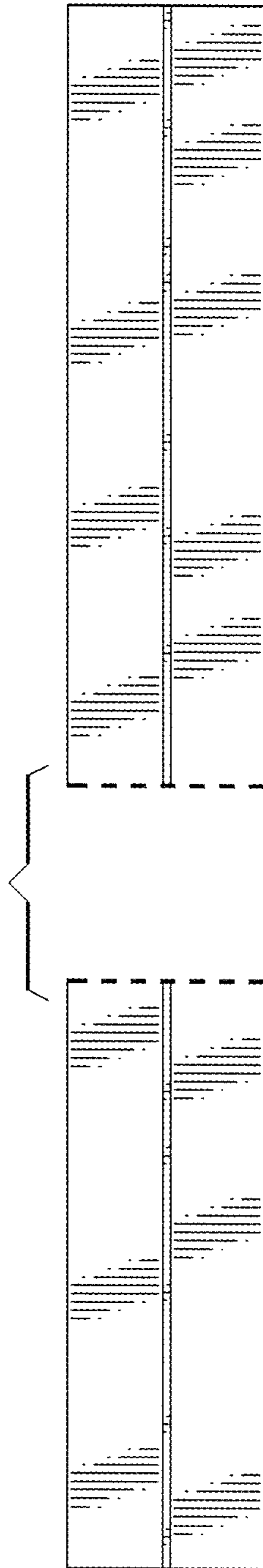


FIG. 5

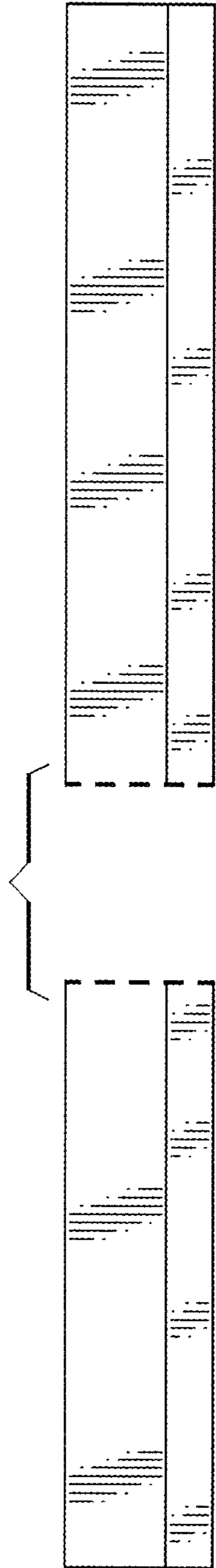


FIG. 6



FIG. 7