



US00D905292S

(12) **United States Design Patent** (10) **Patent No.:** **US D905,292 S**
Nadalini (45) **Date of Patent:** **** Dec. 15, 2020**

(54) **MOSAIC TILE**
(71) Applicant: **MOSAICO+ S.R.L.**, Milan (IT)
(72) Inventor: **Massimo Nadalini**, Milan (IT)
(73) Assignee: **MOSAICO+ S.R.L.**, Milan (IT)
(**) Term: **15 Years**
(21) Appl. No.: **29/706,600**
(22) Filed: **Sep. 20, 2019**

(30) **Foreign Application Priority Data**
Sep. 4, 2019 (EP) 006814257
(51) **LOC (12) Cl.** **25-01**
(52) **U.S. Cl.**
USPC **D25/138**
(58) **Field of Classification Search**
USPC D25/138
CPC B44F 9/00; B44F 9/04; B44F 11/04; B44F
11/06; E04F 15/126; E04F 15/00; E04F
15/02; B32B 18/00; B32B 2318/04; B32B
2419/04; B32B 2419/00; B32B 2607/00;
B32B 9/002; B32B 9/005; E01C 1/00;
E01C 1/002; E01C 11/00; E01C 15/00;
E01C 2201/00; E01C 2201/14; E01C
2201/16; E04C 2/00; E04C 2/041; E04C
2/30; E04C 2/40; E04C 2/46; E04C 2/50;
E04C 2/54; E04C 2002/008; E04C
2002/005; E04B 1/00; E04B 1/02; E04B
1/04

See application file for complete search history.

(56) **References Cited**
U.S. PATENT DOCUMENTS
8,865,284 B2 * 10/2014 Lunetta B32B 3/14
428/48
D794,127 S * 8/2017 Elmaagacli D21/300
D794,128 S * 8/2017 Elmaagacli D21/300
9,752,288 B2 * 9/2017 Dignard E01C 11/02
D835,302 S * 12/2018 Mussini D25/138
10,421,314 B2 * 9/2019 Yu E04F 15/04
D863,600 S * 10/2019 Chao D25/138

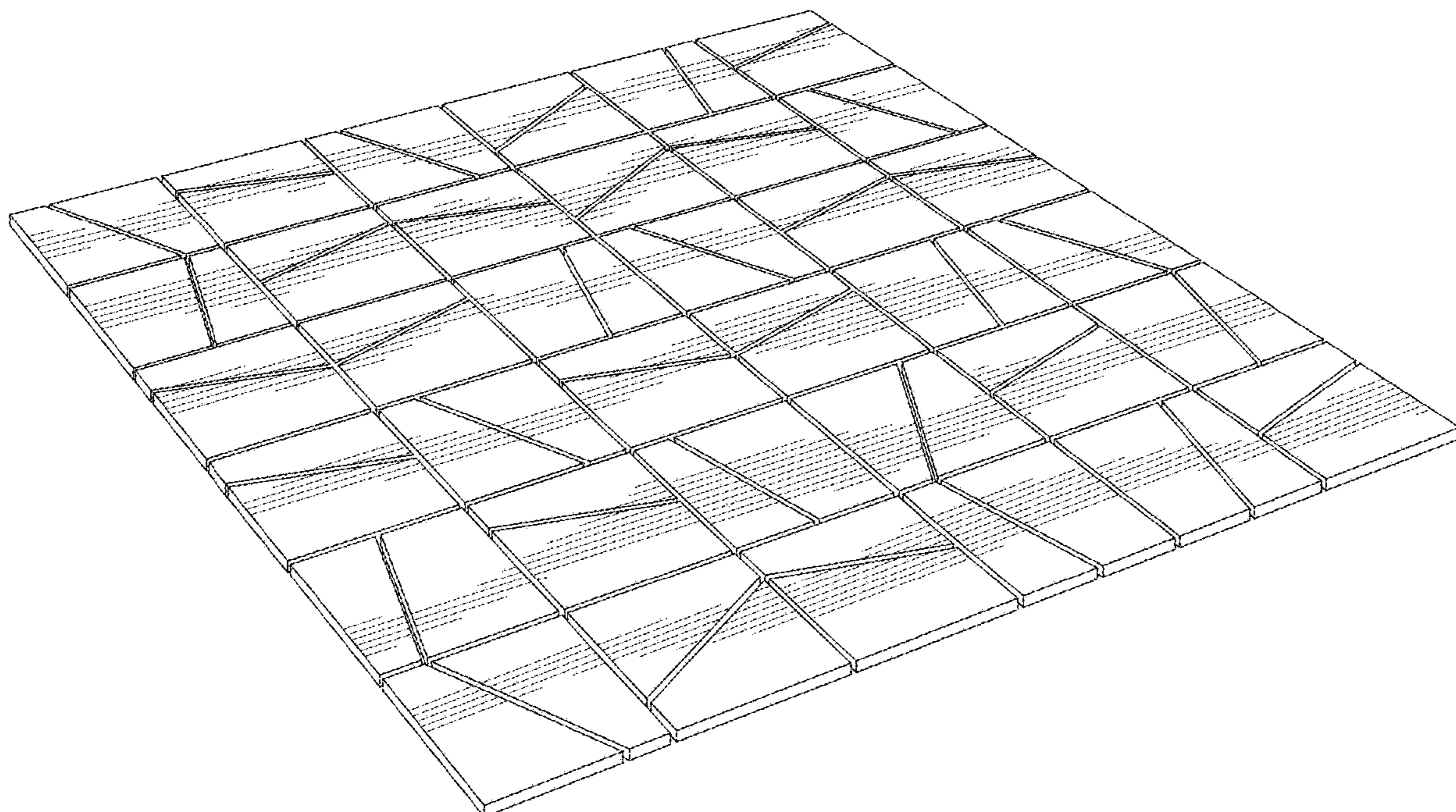
* cited by examiner

Primary Examiner — Doris Clark
(74) *Attorney, Agent, or Firm* — Hedman & Costigan,
P.C.; James V. Costigan; Kathleen A. Costigan

(57) **CLAIM**
The ornamental design for a mosaic tile, as shown and
described.

DESCRIPTION
FIG. 1 is a front perspective view of a mosaic tile showing
my new design;
FIG. 2 is a front view thereof;
FIG. 3 is a back view thereof;
FIG. 4 is a left side thereof;
FIG. 5 is a right side thereof;
FIG. 6 is a top view thereof; and,
FIG. 7 is a bottom view thereof.
The broken lines showing the support structure connecting
the individual pieces of material are for environmental
purposes only and form no part of the claimed design.

1 Claim, 4 Drawing Sheets






FIG.1

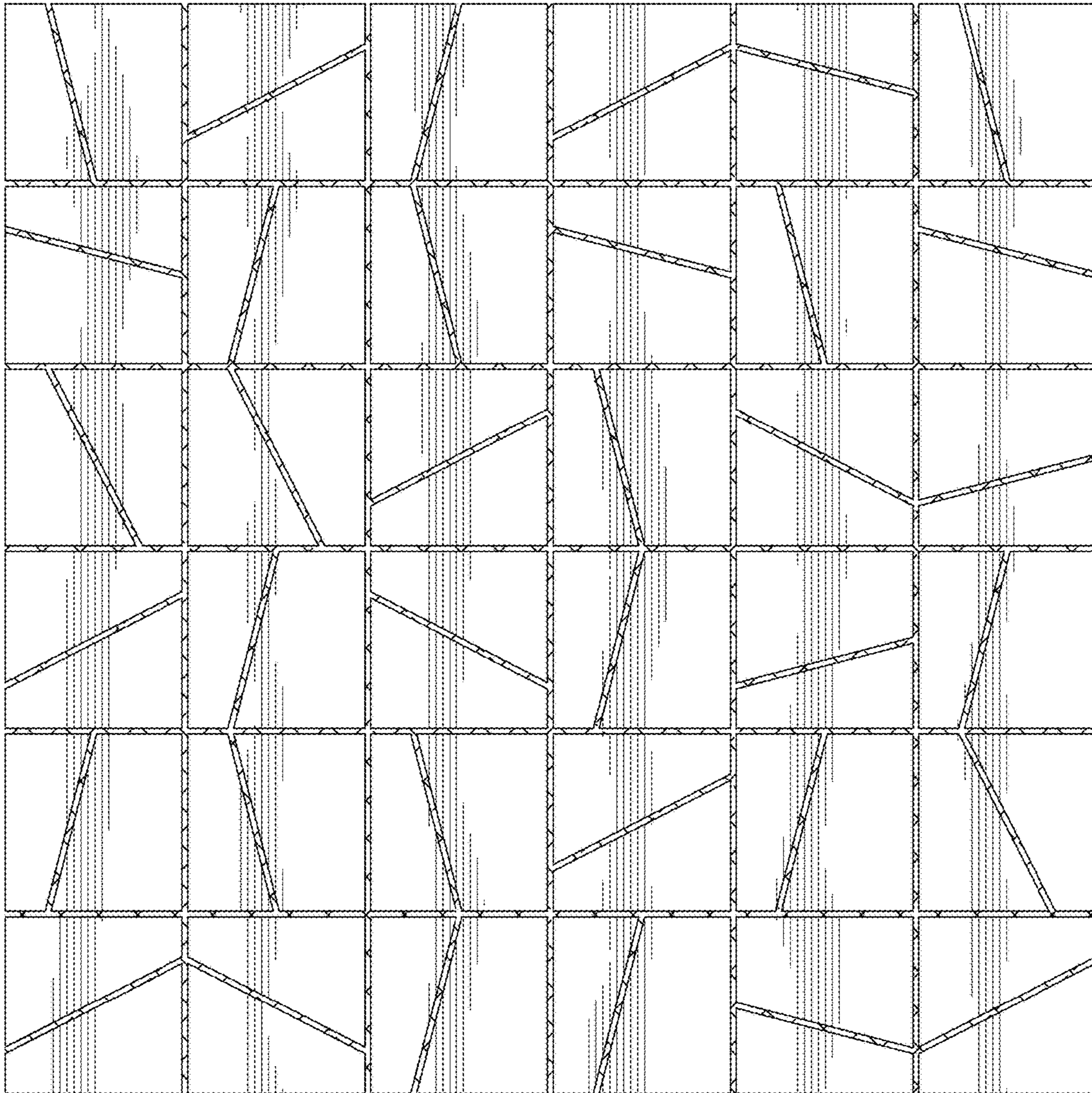



FIG. 2

FIG. 3






FIG. 4
FIG. 5



FIG. 6



FIG. 7