



US00D905280S

(12) **United States Design Patent**
Olson

(10) **Patent No.:** **US D905,280 S**

(45) **Date of Patent:** **** Dec. 15, 2020**

(54) **STEP WITH PARTIAL RAIL**

(71) Applicant: **John Olson**, Fayetteville, AR (US)

(72) Inventor: **John Olson**, Fayetteville, AR (US)

(**) Term: **15 Years**

(21) Appl. No.: **29/676,827**

(22) Filed: **Jan. 15, 2019**

(51) **LOC (12) Cl.** **25-04**

(52) **U.S. Cl.**

USPC **D25/63**

(58) **Field of Classification Search**

USPC D6/552, 672, 675, 675.1, 675.2, 675.3,
D6/675.4, 675.5; D25/62, 63, 64, 65, 68,
D25/69; D34/30

CPC A47B 47/00; A47B 47/02; A47B 47/04;
A47B 47/021; A47B 57/00; A47B
57/406; A47B 96/00; A47B 96/02; A47B
61/04; A47F 1/00; A47F 7/24; E06C
9/00; E06C 9/10; E06C 1/00; E06C
1/005; E06C 1/397

See application file for complete search history.

(56) **References Cited**

U.S. PATENT DOCUMENTS

D157,835 S *	3/1950	Burd	D34/30
D161,091 S *	12/1950	Cramer	D25/65
3,684,055 A *	8/1972	Rice	E06C 1/397
				182/17
D235,095 S *	5/1975	Struben	D25/63
4,063,616 A *	12/1977	Gutierrez	E06C 1/397
				182/17
D270,286 S *	8/1983	Struben	D25/63
7,185,741 B1 *	3/2007	Rozenfeld	B66B 9/0869
				187/200
7,918,325 B2 *	4/2011	Cozzuto	B66B 21/02
				198/326

D838,384 S *	1/2019	Monnin	D25/63
D887,022 S *	6/2020	Saccoccio	E06C 7/00
				D25/63
2008/0121462 A1 *	5/2008	Pucek	E06C 1/397
				182/12
2008/0229685 A1 *	9/2008	Uncles	E04F 11/104
				52/182
2010/0059947 A1 *	3/2010	Shaw	E06C 1/397
				280/33.992

OTHER PUBLICATIONS

Treated Wood Steps, royal-durhamsupply.com [online]. Published on or before Aug. 11, 2020, [retrieved on Aug. 11, 2020]. Retrieved from the Internet: <URL:https://royal-durhamsupply.com/products/steps/treated-wood-steps/> (Year: 2020).*

* cited by examiner

Primary Examiner — Karen E Kearney

Assistant Examiner — Adam C Mager

(74) *Attorney, Agent, or Firm* — Keisling & Pieper PLC; David B. Pieper; Trent C. Keisling

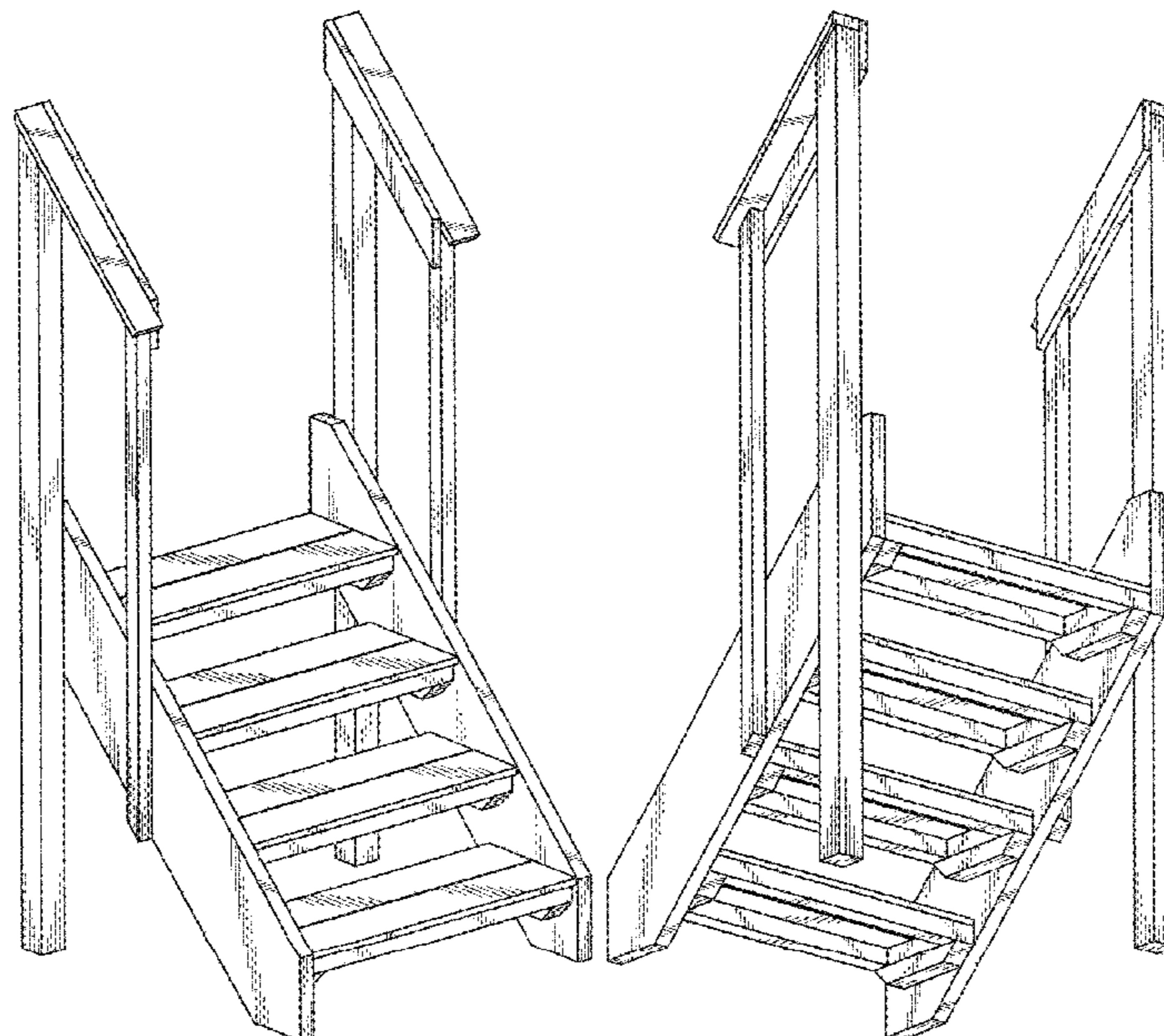
(57) **CLAIM**

The ornamental design for a step with partial rail, as shown and described.

DESCRIPTION

FIG. 1 is a perspective view of a step with partial rail showing my new design;
FIG. 2 is another perspective view thereof;
FIG. 3 is a front view thereof;
FIG. 4 is a back view thereof;
FIG. 5 is a right side view thereof, the left side view being a mirror image thereof;
FIG. 6 is a top view thereof; and,
FIG. 7 is a bottom view thereof.

1 Claim, 6 Drawing Sheets



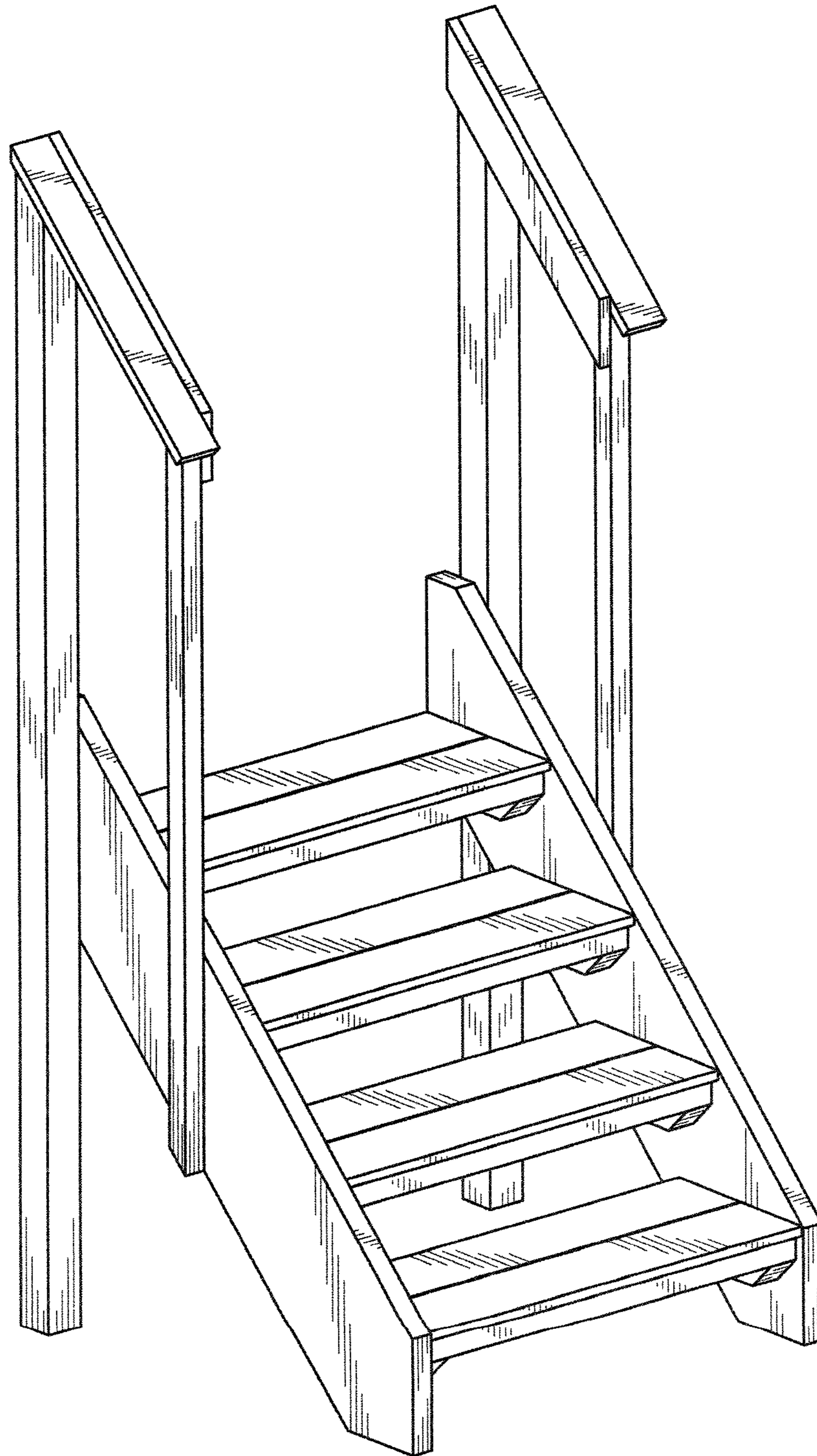


FIG. 1

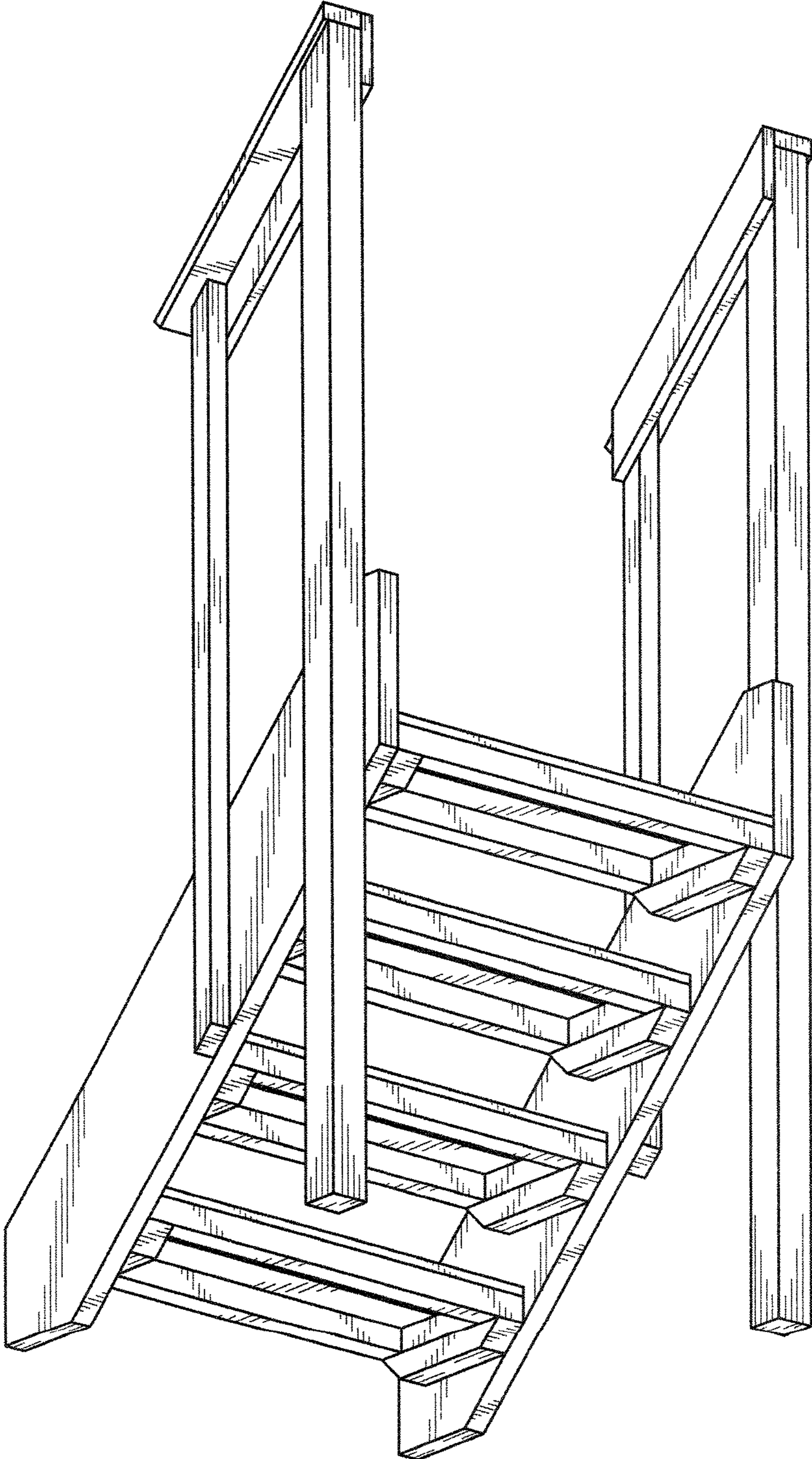


FIG. 2




FIG. 3




FIG. 4

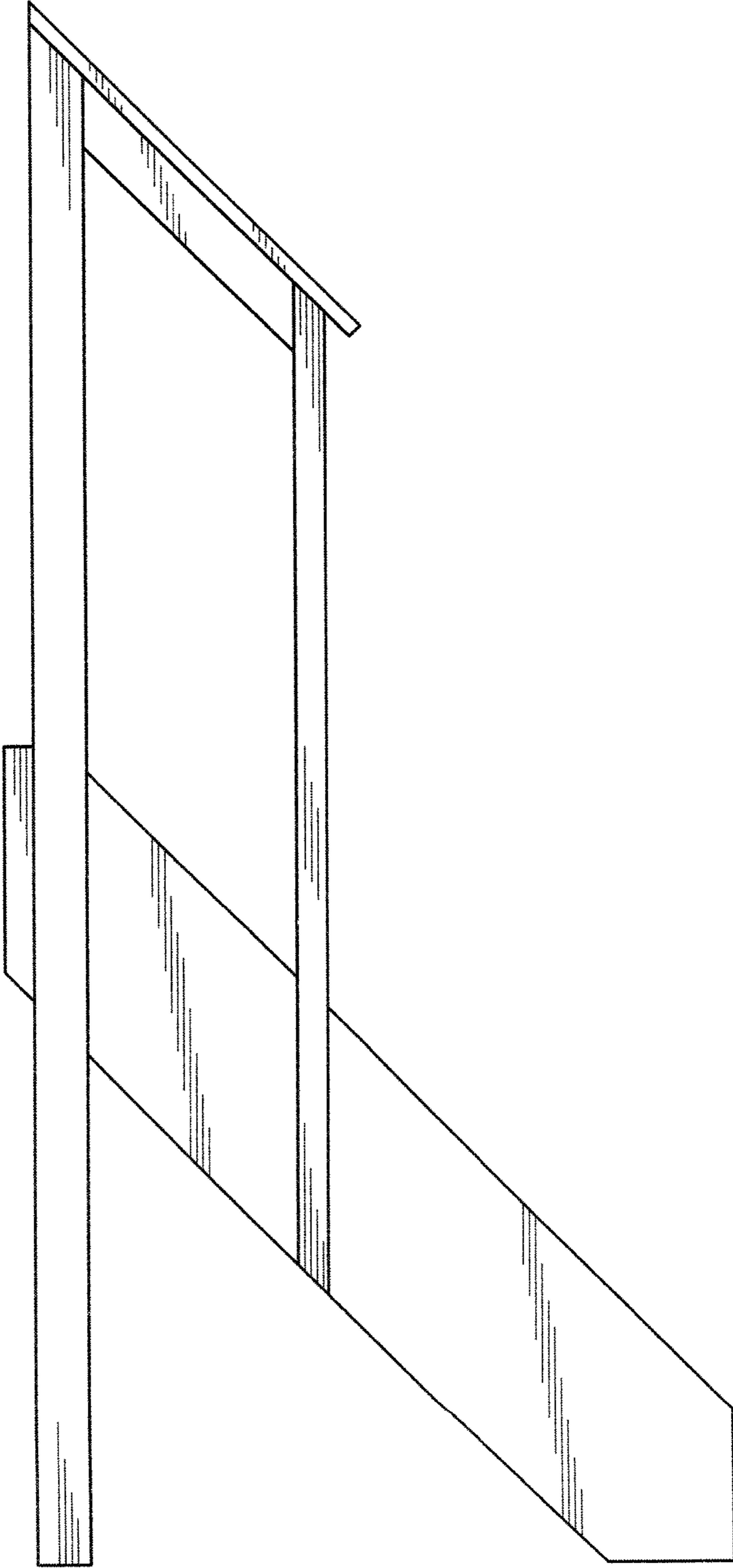


FIG. 5

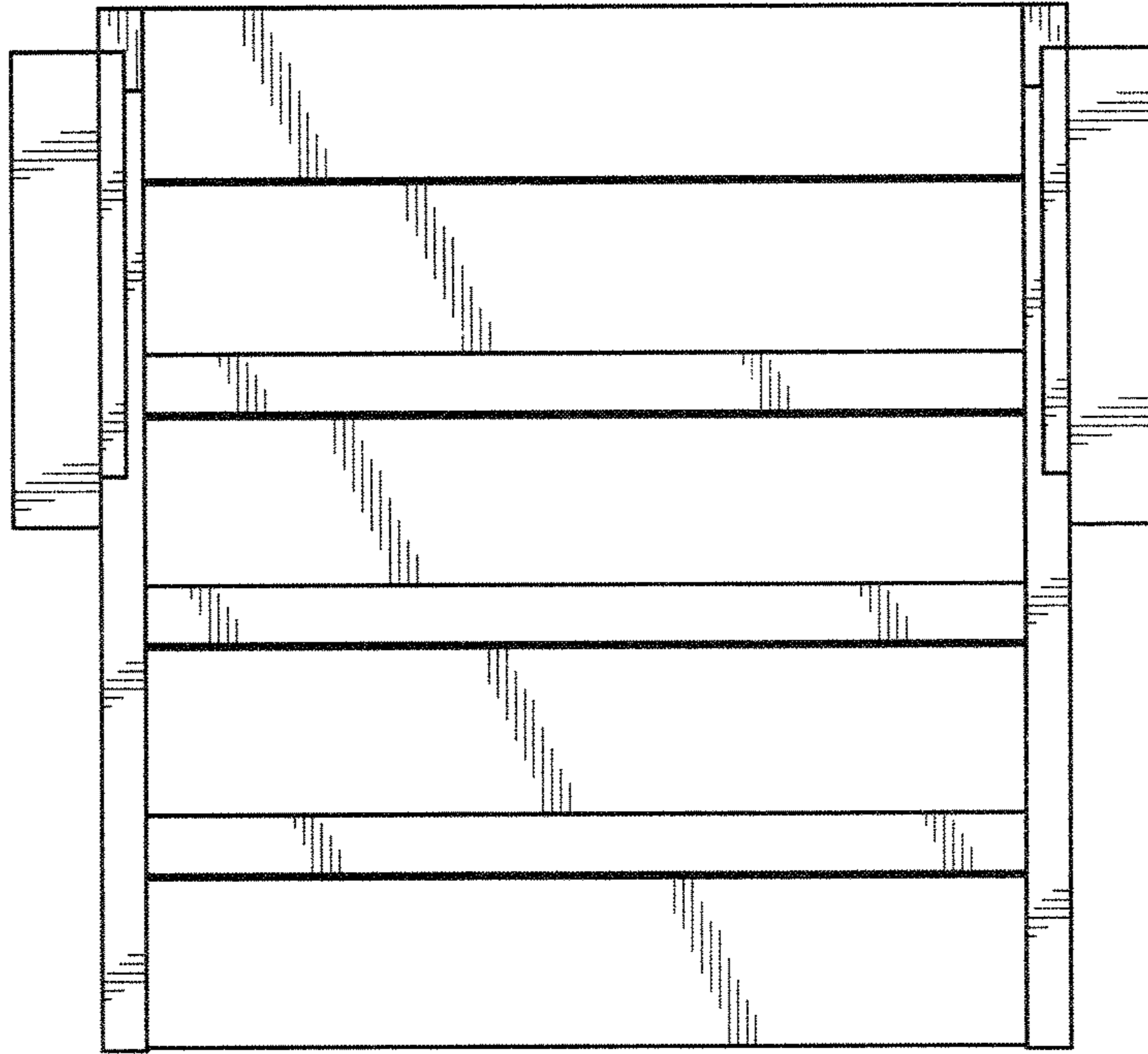


FIG. 6

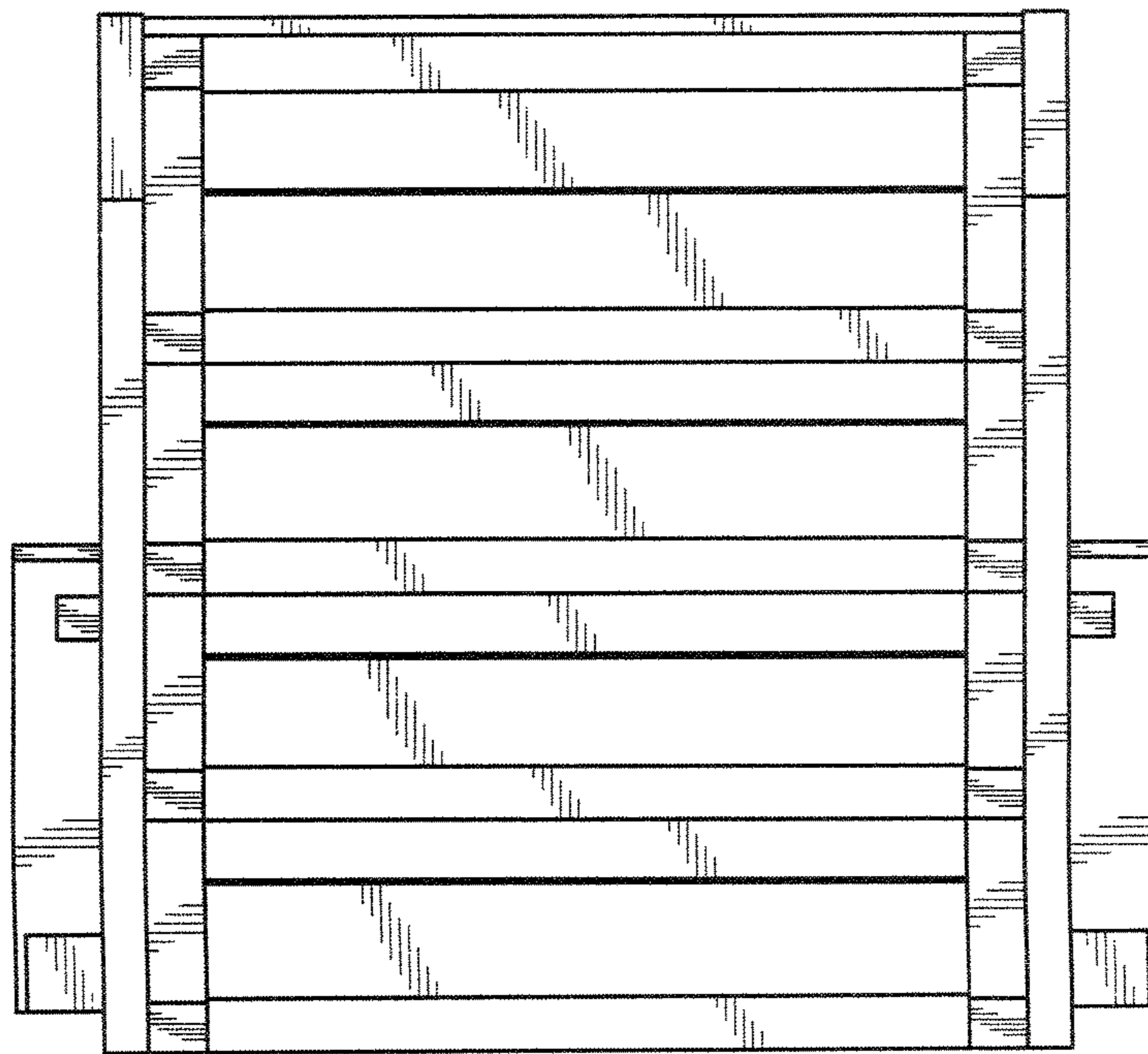


FIG. 7