



US00D905256S

(12) **United States Design Patent** (10) **Patent No.:** **US D905,256 S**
Dillingham (45) **Date of Patent:** **** Dec. 15, 2020**

(54) **SPLINT**
(71) Applicant: **Sarah Dillingham**, Snohomish, WA (US)
(72) Inventor: **Sarah Dillingham**, Snohomish, WA (US)
(**) Term: **15 Years**
(21) Appl. No.: **29/682,493**
(22) Filed: **Mar. 5, 2019**
(51) **LOC (12) Cl.** **24-04**
(52) **U.S. Cl.**
USPC **D24/190**
(58) **Field of Classification Search**
USPC D24/189, 190; D29/120.1
CPC A61F 5/0118; A61F 13/04; A61F 5/05866;
A43C 11/165; A43C 11/16
See application file for complete search history.

(56) **References Cited**
U.S. PATENT DOCUMENTS
2,759,475 A * 8/1956 Van Swaay A61F 13/04
602/7
D292,128 S * 9/1987 Thibodo, Jr. D24/190
D310,883 S * 9/1990 Ellis D24/190
D362,914 S * 10/1995 Mann D24/190

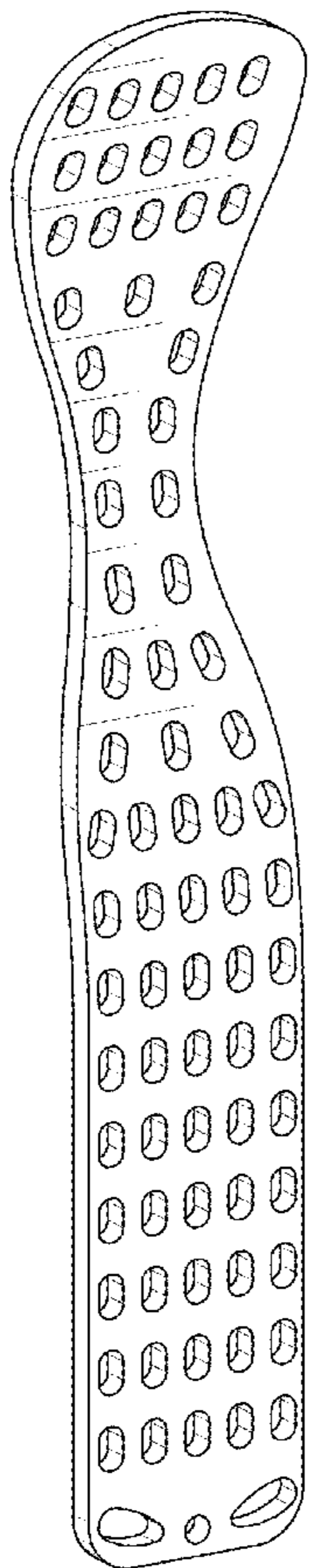
6,093,161 A * 7/2000 Vlaeyen A61F 5/05
602/21
D499,184 S * 11/2004 Mills D24/190
8,303,527 B2 * 11/2012 Joseph A61F 5/055
602/8
8,951,217 B2 * 2/2015 Joseph A61F 5/01
602/7
D790,716 S * 6/2017 Hinds D24/190
D825,065 S * 8/2018 Wong D24/190
10,231,680 B2 * 3/2019 Coppens A61N 5/10
2020/0281755 A1 * 9/2020 Dillingham A61F 5/05866

* cited by examiner
Primary Examiner — Jennifer L Watkins
(74) *Attorney, Agent, or Firm* — Christopher Mayle;
Thomas E. LaGrandeur; Bold IP, PLLC

(57) **CLAIM**
The ornamental design for a splint as shown and described.

DESCRIPTION
FIG. 1 is a perspective view of a splint in accordance with the present invention;
FIG. 2 is a front view of the splint of FIG. 1;
FIG. 3 is a rear view of the splint;
FIG. 4 is a left side view of the splint;
FIG. 5 is a bottom perspective view of the splint; and,
FIG. 6 is top perspective view of the splint.

1 Claim, 5 Drawing Sheets



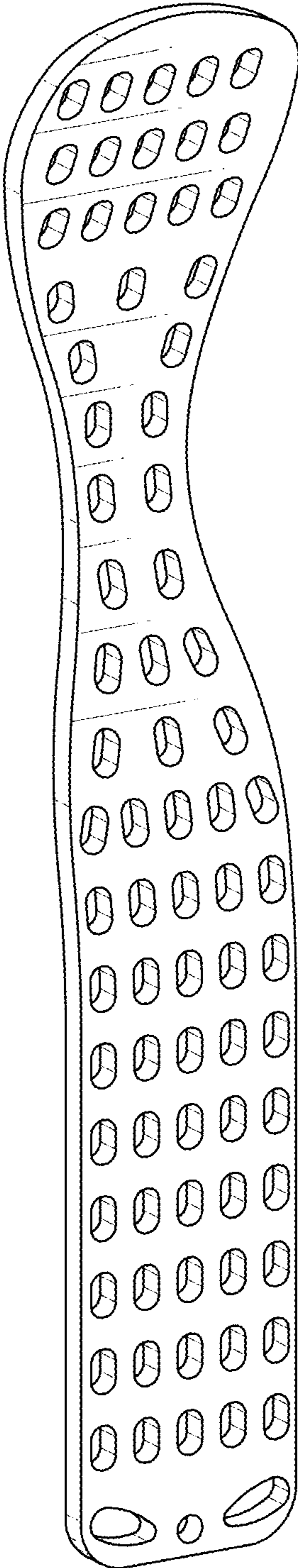


FIG. 1

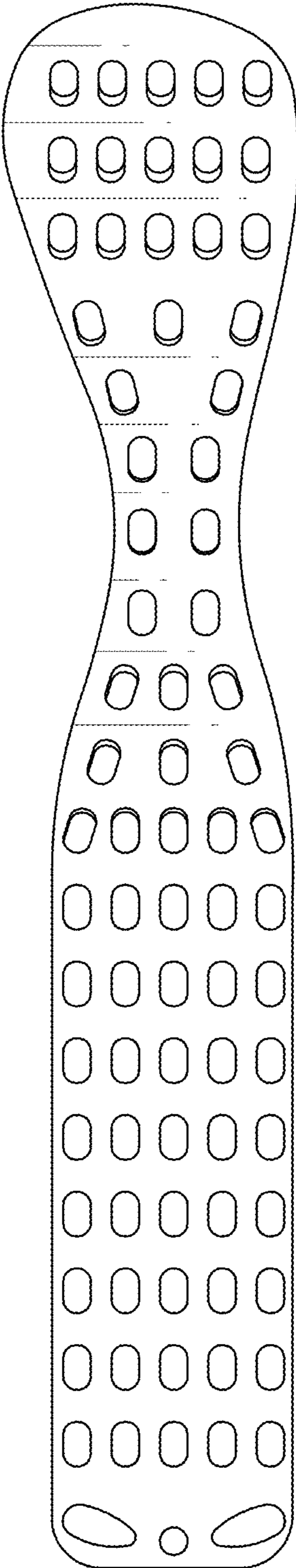


FIG. 2

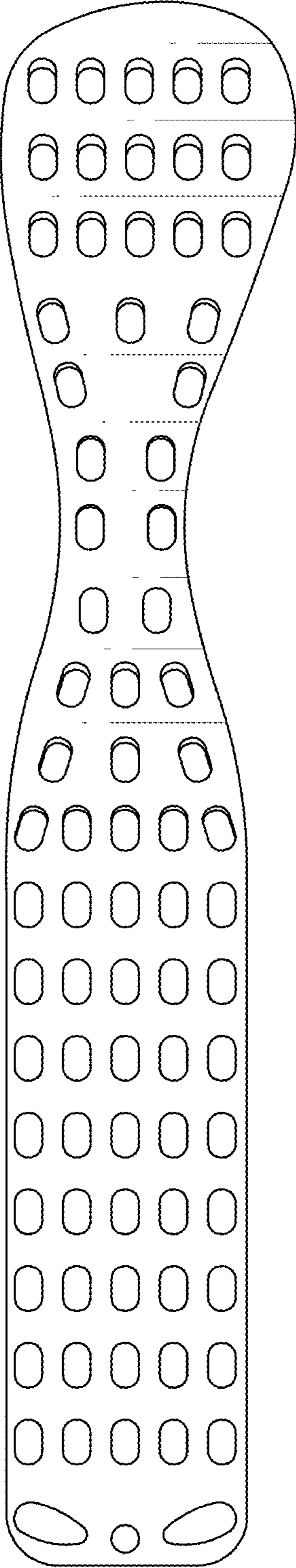


FIG.3

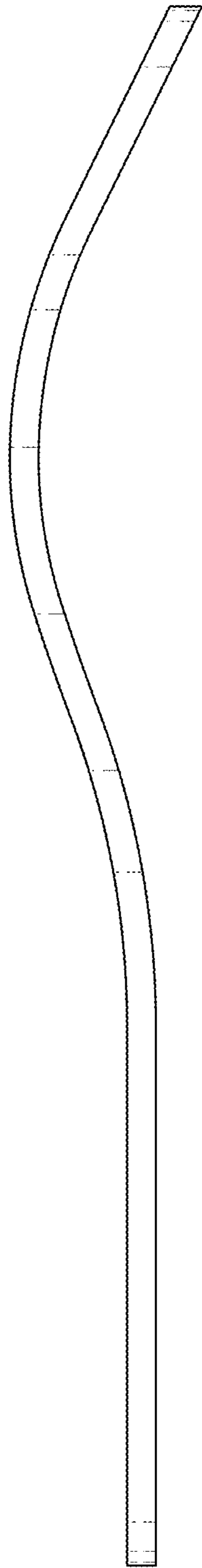


FIG. 4

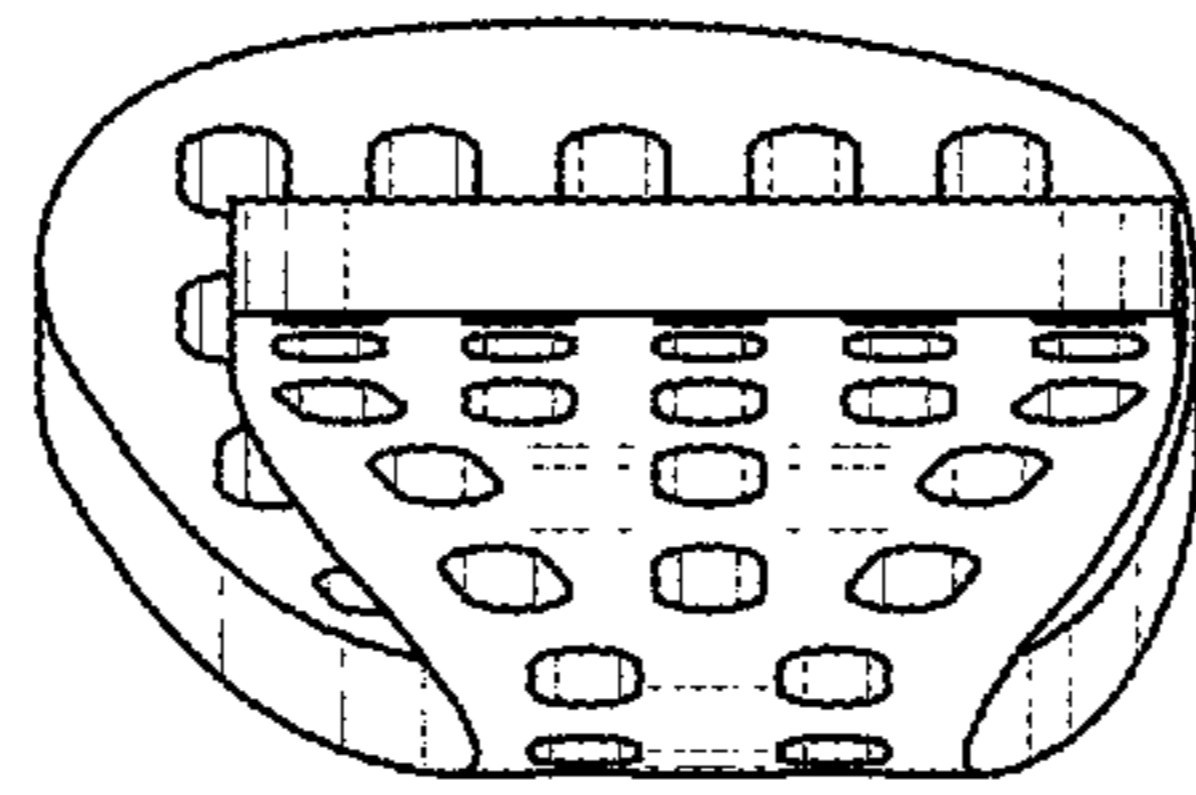


FIG. 5

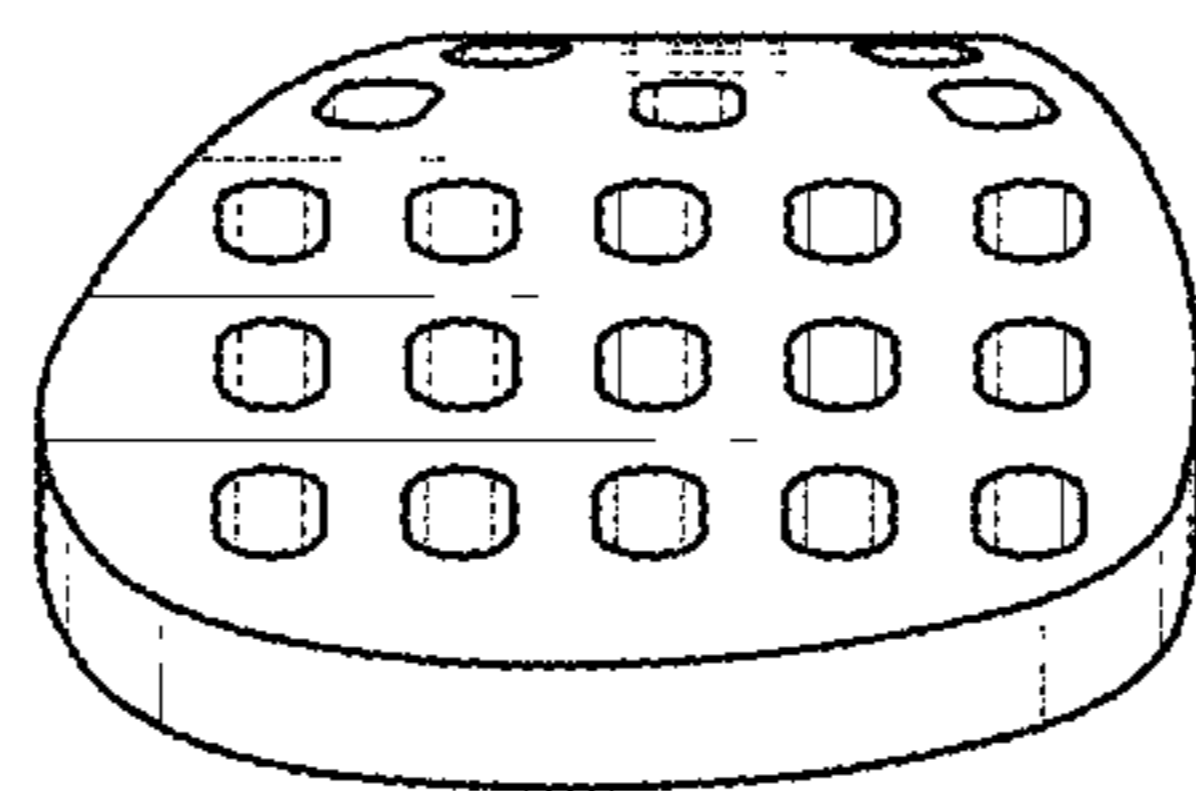


FIG. 6