



US00D905255S

(12) **United States Design Patent**  
**Winthrop**

(10) **Patent No.:** **US D905,255 S**

(45) **Date of Patent:** **\*\* Dec. 15, 2020**

(54) **ARM CAST COVER**

(71) Applicant: **Timothy Winthrop**, West Ryde (AU)

(72) Inventor: **Timothy Winthrop**, West Ryde (AU)

(\*\*) Term: **15 Years**

(21) Appl. No.: **29/682,432**

(22) Filed: **Mar. 5, 2019**

(51) **LOC (12) Cl.** ..... **24-02**

(52) **U.S. Cl.**  
USPC ..... **D24/190**

(58) **Field of Classification Search**  
USPC ..... D24/189-192  
CPC .. A61F 5/0118; A61F 5/05866; A61F 15/004;  
A61F 5/01; A61F 5/013; A41D 13/08;  
A41D 13/088

See application file for complete search history.

(56) **References Cited**

**U.S. PATENT DOCUMENTS**

- 4,139,003 A 2/1979 Little et al.
- 4,346,699 A \* 8/1982 Little ..... A61F 15/004  
602/3
- 4,562,834 A \* 1/1986 Bates ..... A61F 15/004  
36/7.1 R
- D340,115 S \* 10/1993 Carmack ..... D24/190
- 6,895,971 B1 \* 5/2005 Evans ..... A61F 15/004  
128/869
- D550,404 S \* 9/2007 Salazar ..... D24/190
- 7,290,290 B2 \* 11/2007 Treadway Fancher .....  
A61F 13/06  
2/16
- D619,725 S \* 7/2010 Puffer ..... D24/190
- D638,547 S \* 5/2011 Peavey ..... D24/190
- D661,400 S \* 6/2012 McPike ..... D24/190
- D661,401 S \* 6/2012 Lavigne ..... D24/190
- 8,584,684 B2 \* 11/2013 Nakamura ..... A45D 31/00  
132/74.5
- D729,396 S \* 5/2015 Garnes, III ..... D24/207

- D748,810 S \* 2/2016 Tam ..... D24/189
- 2003/0191424 A1 \* 10/2003 Skinner ..... A61F 15/004  
602/62
- 2010/0234781 A1 \* 9/2010 Cassidy ..... A61F 5/01  
602/3
- 2010/0249681 A1 \* 9/2010 Brown ..... A61F 13/041  
602/3

**FOREIGN PATENT DOCUMENTS**

EP 3187163 A1 \* 7/2017 ..... A61F 13/043

\* cited by examiner

*Primary Examiner* — Jennifer L Watkins

(74) *Attorney, Agent, or Firm* — Mark D. Bowen; Malin  
Haley DiMaggio & Bowen, P.A.

(57) **CLAIM**

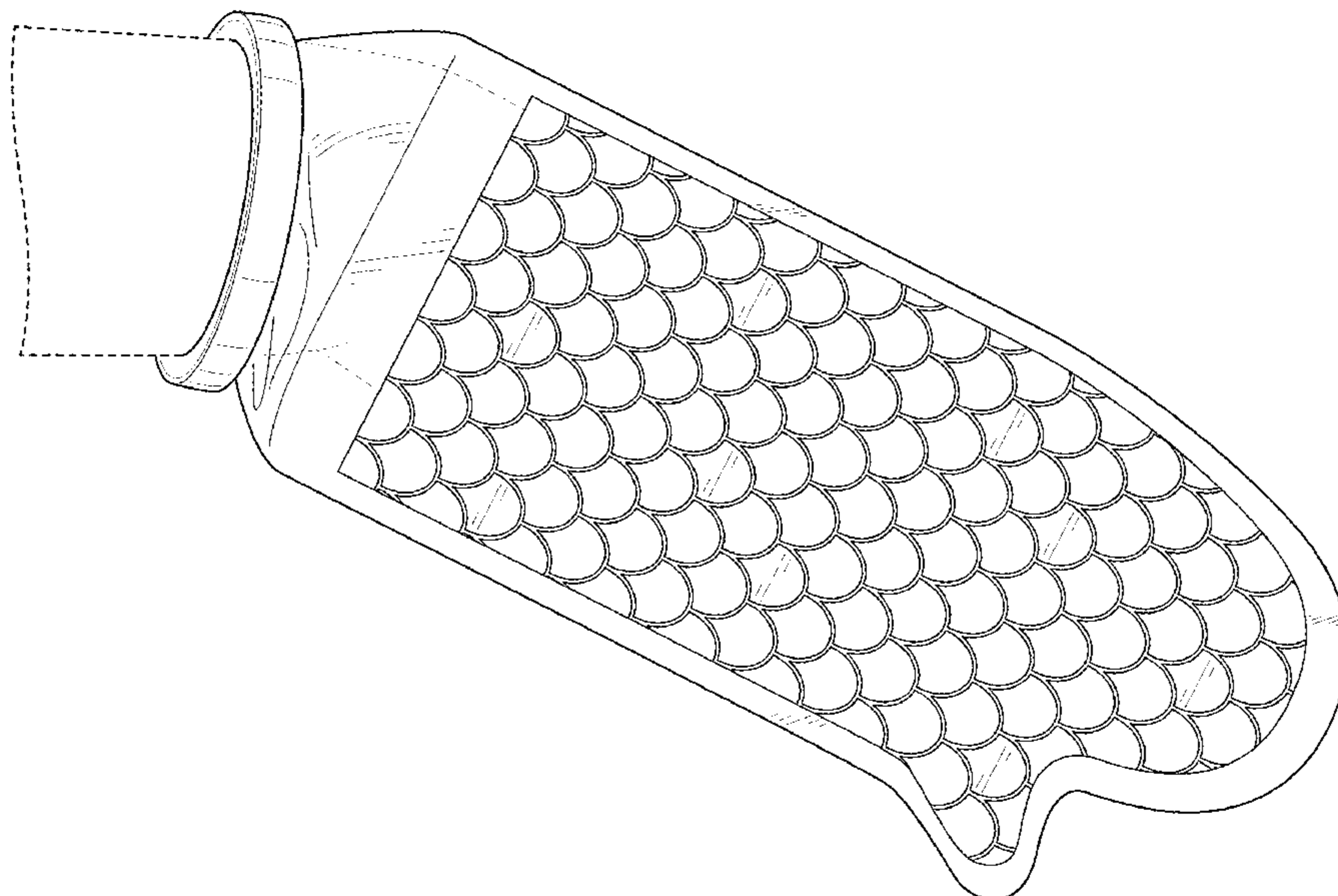
The ornamental design for an arm cast cover, as shown and described.

**DESCRIPTION**

FIG. 1 is a top perspective view of an arm cast cover in accordance with the present invention disposed on a human arm;  
FIG. 2 is a top view of the arm cast cover;  
FIG. 3 is a bottom view thereof;  
FIG. 4 is a right-side view thereof;  
FIG. 5 is a left-side view thereof;  
FIG. 6 is a rear view thereof; and,  
FIG. 7 is a front view thereof, inverted relative to the view presented in FIG. 6.

The broken lines in FIG. 1 present unclaimed subject matter for the purpose of illustrating the environment in which the article embodying the design is used and form no part of the claimed design.

**1 Claim, 5 Drawing Sheets**



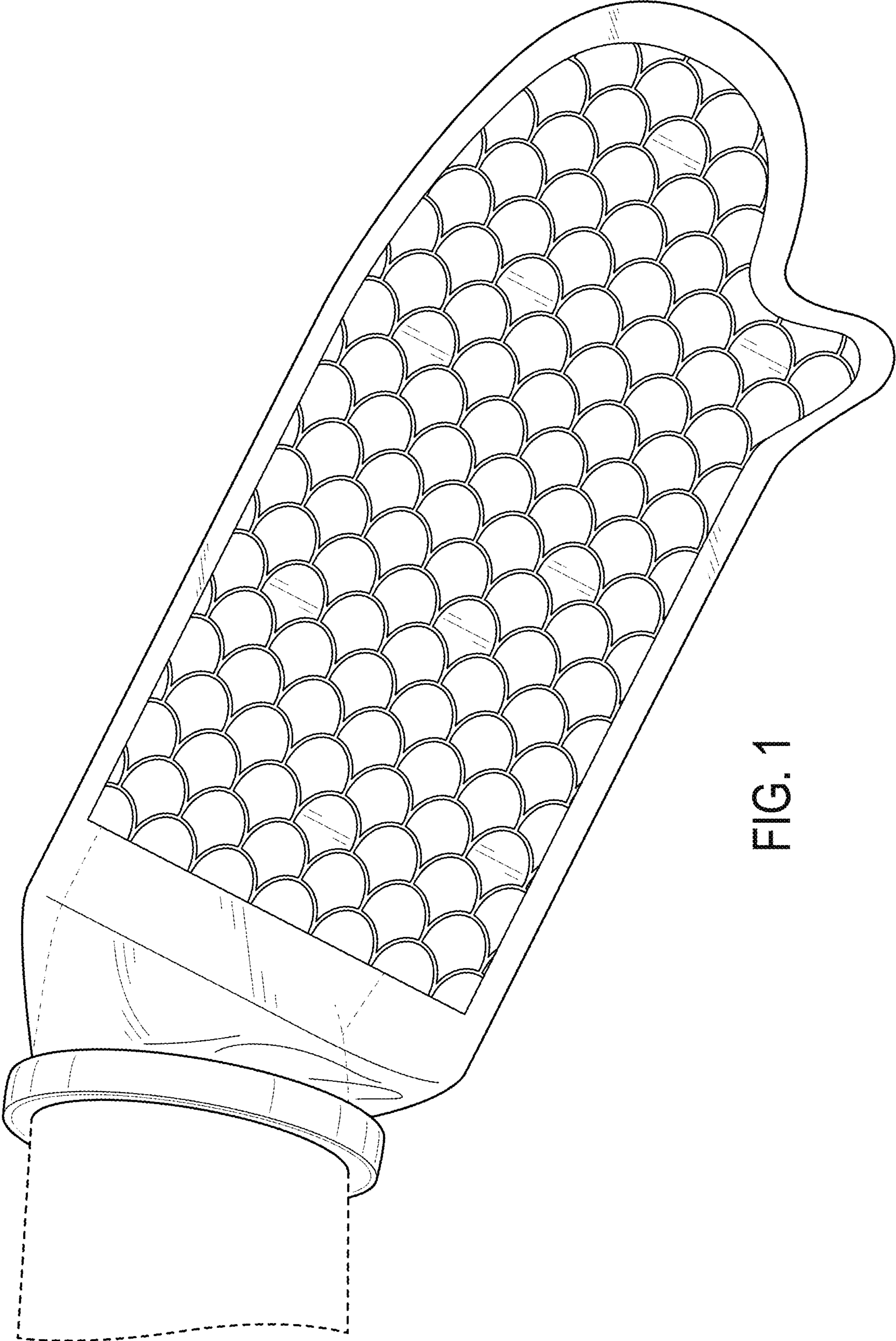


FIG. 1




FIG. 2




FIG. 3



FIG. 4




FIG. 5

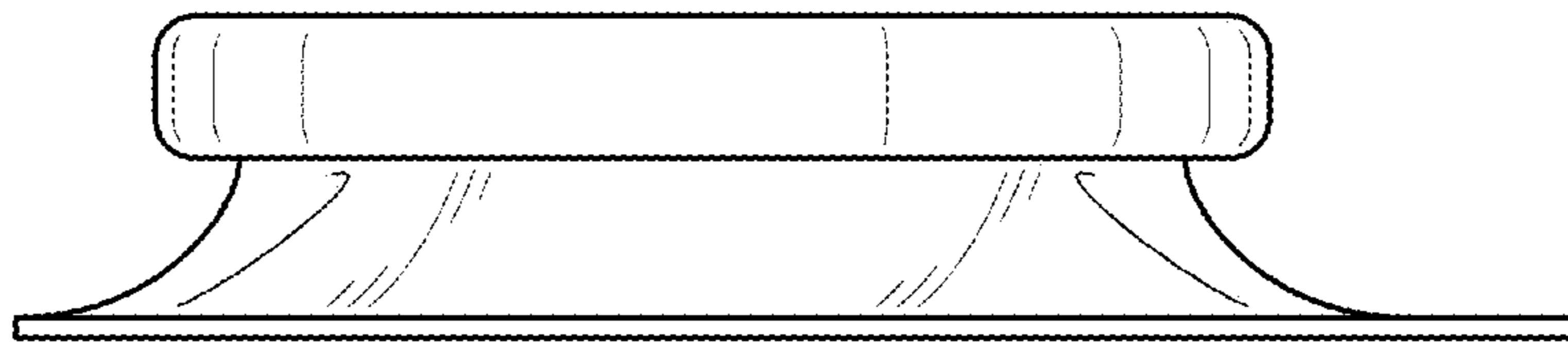


FIG. 6

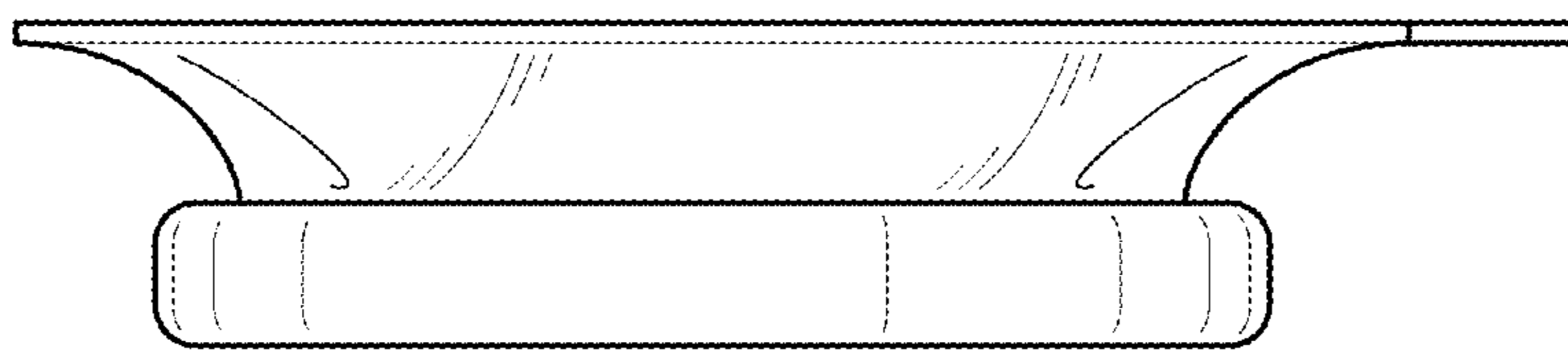


FIG. 7