



US00D905249S

(12) **United States Design Patent**  
**He et al.**

(10) **Patent No.:** **US D905,249 S**

(45) **Date of Patent:** **\*\* Dec. 15, 2020**

(54) **PATIENT MONITOR**

(71) Applicant: **Shenzhen Mindray Bio-Medical Electronics Co., Ltd.**, Shenzhen (CN)

(72) Inventors: **Lijuan He**, Shenzhen (CN); **Zedong Li**, Shenzhen (CN); **Wenhui Zhou**, Shenzhen (CN); **Huan Zou**, Shenzhen (CN); **Xiang Zhou**, Shenzhen (CN); **Haibo Chai**, Shenzhen (CN)

(73) Assignee: **Shenzhen Mindray Bio-Medical Electronics Co., Ltd.**, Shenzhen (CN)

(\*\*) Term: **15 Years**

(21) Appl. No.: **29/656,852**

(22) Filed: **Jul. 17, 2018**

(30) **Foreign Application Priority Data**

Jan. 31, 2018 (CN) ..... 2018 3 0046600

(51) **LOC (12) Cl.** ..... **24-02**

(52) **U.S. Cl.**  
USPC ..... **D24/185**

(58) **Field of Classification Search**  
USPC ..... D24/185, 186, 216, 232, 165, 108, 167, D24/200, 107, 158; D14/314, 307, 126  
CPC ..... B62B 5/061; A61H 1/008  
See application file for complete search history.

(56) **References Cited**

U.S. PATENT DOCUMENTS

D340,769 S	*	10/1993	Bloom	.....	D24/165
D508,998 S	*	8/2005	Ryan	.....	D24/200
D552,741 S	*	10/2007	Zhou	.....	D24/186
D592,754 S	*	5/2009	Koike	.....	D24/186
D624,654 S	*	9/2010	Shimizu	.....	D24/186
D680,653 S	*	4/2013	Fullerton	.....	D24/167
D682,414 S	*	5/2013	Chen	.....	D24/107

D683,034 S	*	5/2013	Shigeno	.....	D24/186
D690,293 S	*	9/2013	Wilson	.....	D14/307
D697,214 S	*	1/2014	Rosenfeldt	.....	D24/186
D717,446 S	*	11/2014	Lu	.....	D24/167
D724,737 S	*	3/2015	Kawamura	.....	D24/158
D734,475 S	*	7/2015	Ross	.....	D24/185
D739,031 S	*	9/2015	Golden	.....	D24/186
D800,108 S	*	10/2017	Chen	.....	D14/314
D801,519 S	*	10/2017	Sabin	.....	D24/108
D802,768 S	*	11/2017	Rider	.....	D24/165
D822,214 S	*	7/2018	Iles	.....	D24/186
D827,859 S	*	9/2018	Mathers	.....	D24/232
D834,724 S	*	11/2018	Mathers	.....	D24/232
D835,100 S	*	12/2018	Zhan	.....	D14/371
D868,957 S	*	12/2019	Chase	.....	D24/107
D871,604 S	*	12/2019	Rein	.....	D24/216
D877,925 S	*	3/2020	Tanaka	.....	D24/216
D879,059 S	*	3/2020	Saito	.....	D14/126
D882,802 S	*	4/2020	Remedios	.....	D24/185

(Continued)

*Primary Examiner* — Rhea Shields

(74) *Attorney, Agent, or Firm* — Kory D. Christensen


(57) **CLAIM**

We claim the ornamental design for a patient monitor, as shown and described.

**DESCRIPTION**

FIG. 1 is a front perspective view of a patient monitor, showing our new design;  
FIG. 2 is a rear perspective view thereof;  
FIG. 3 is a front elevational view thereof;  
FIG. 4 is a rear elevational view thereof;  
FIG. 5 is a left side elevational view thereof;  
FIG. 6 is a right side elevational view thereof;  
FIG. 7 is a top plan view thereof; and,  
FIG. 8 is a bottom plan view thereof.  
Broken lines are for illustrating unclaimed portions of the patient monitor; the broken lines form no part of the claimed design.

**1 Claim, 5 Drawing Sheets**



(56)

**References Cited**

U.S. PATENT DOCUMENTS

D887,559 S *	6/2020	Esfandiari .....	D24/186
D890,345 S *	7/2020	Mathers .....	D24/158
D890,351 S *	7/2020	Sung .....	D24/185
D891,607 S *	7/2020	Bjelovuk .....	D24/108
2015/0374571 A1 *	12/2015	Denson .....	A61H 1/008
			601/150
2019/0254614 A1 *	8/2019	Remedios .....	B62B 5/061

\* cited by examiner




FIG. 1

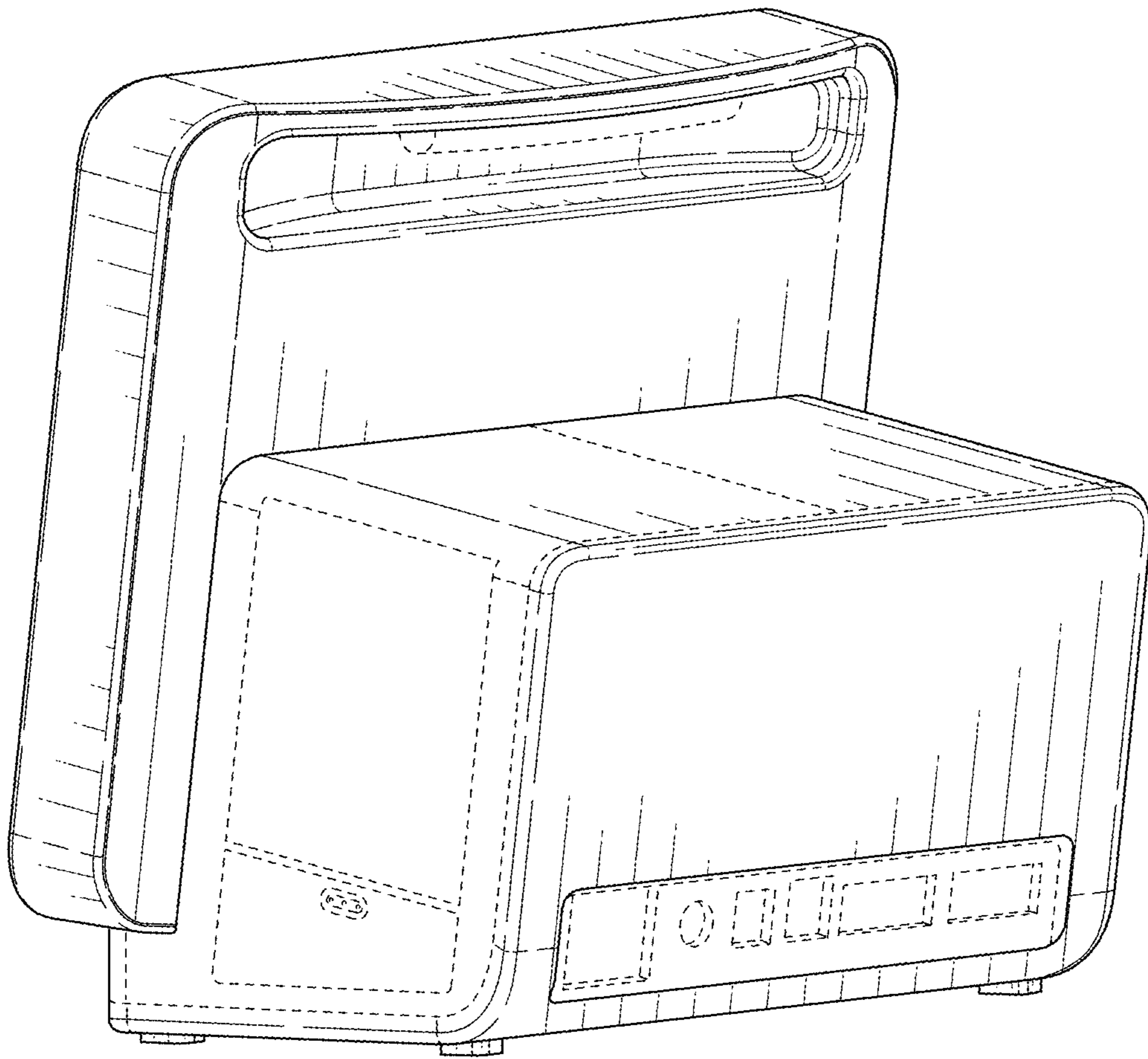


FIG. 2

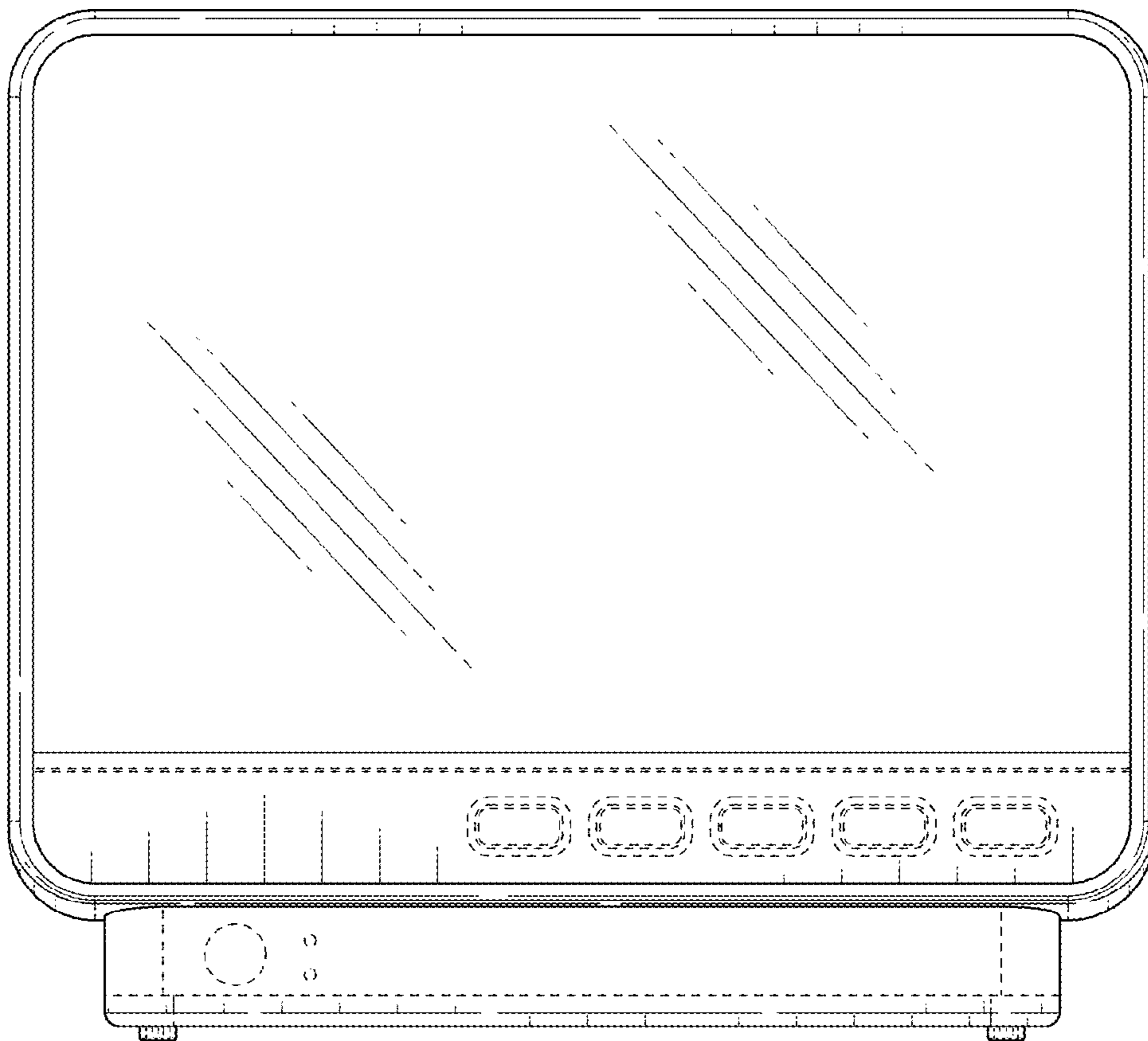


FIG. 3

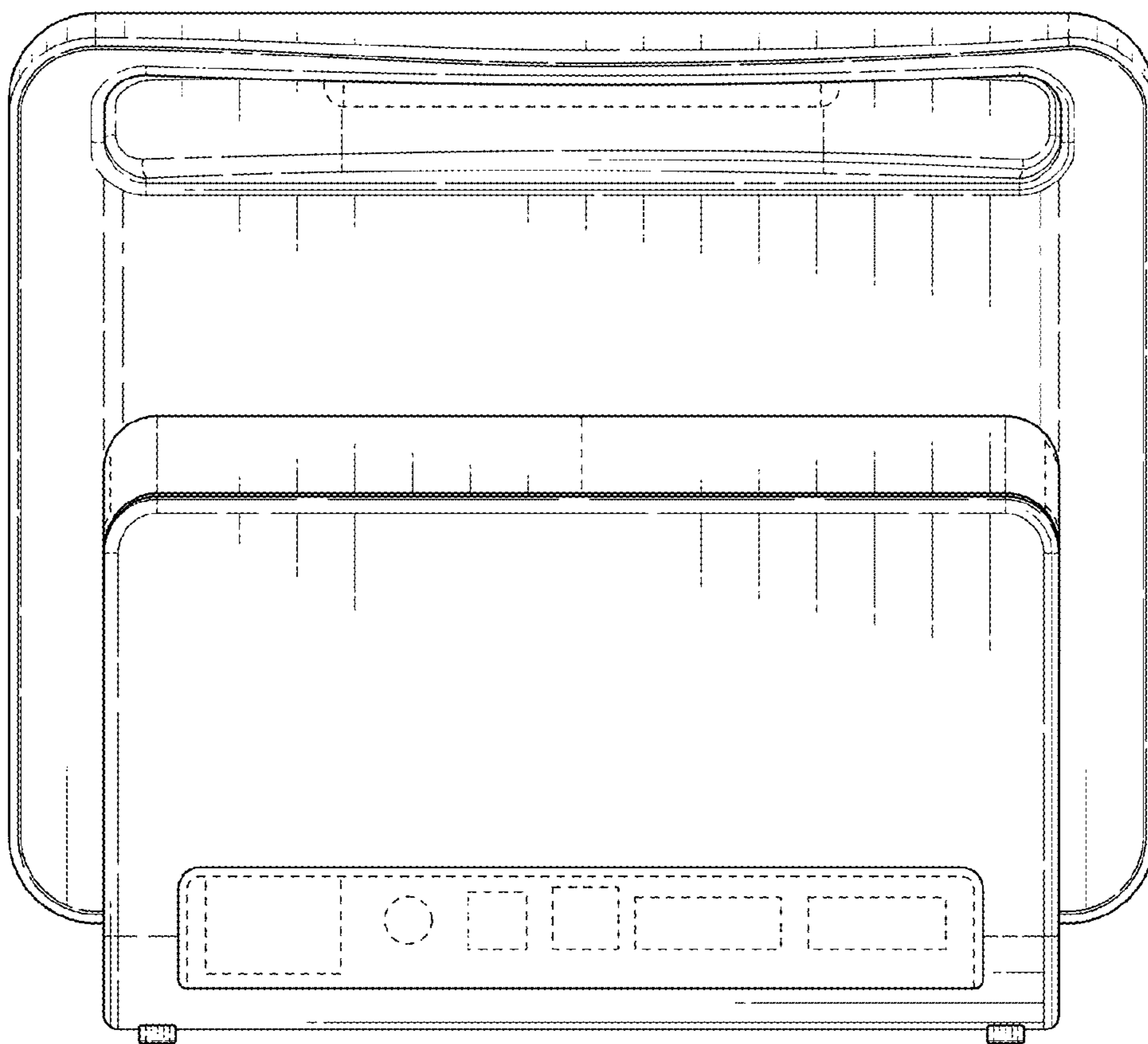


FIG. 4

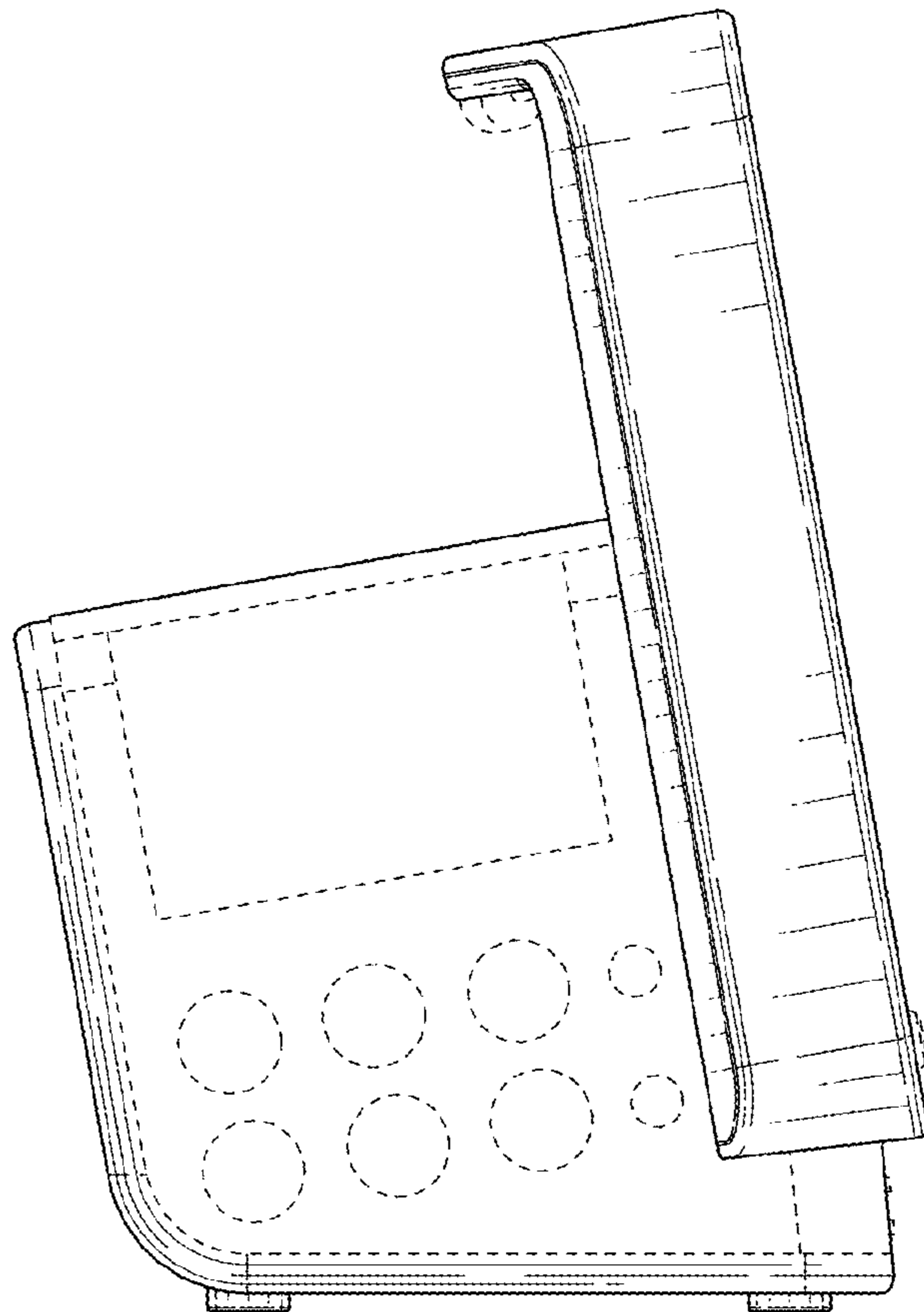


FIG. 5

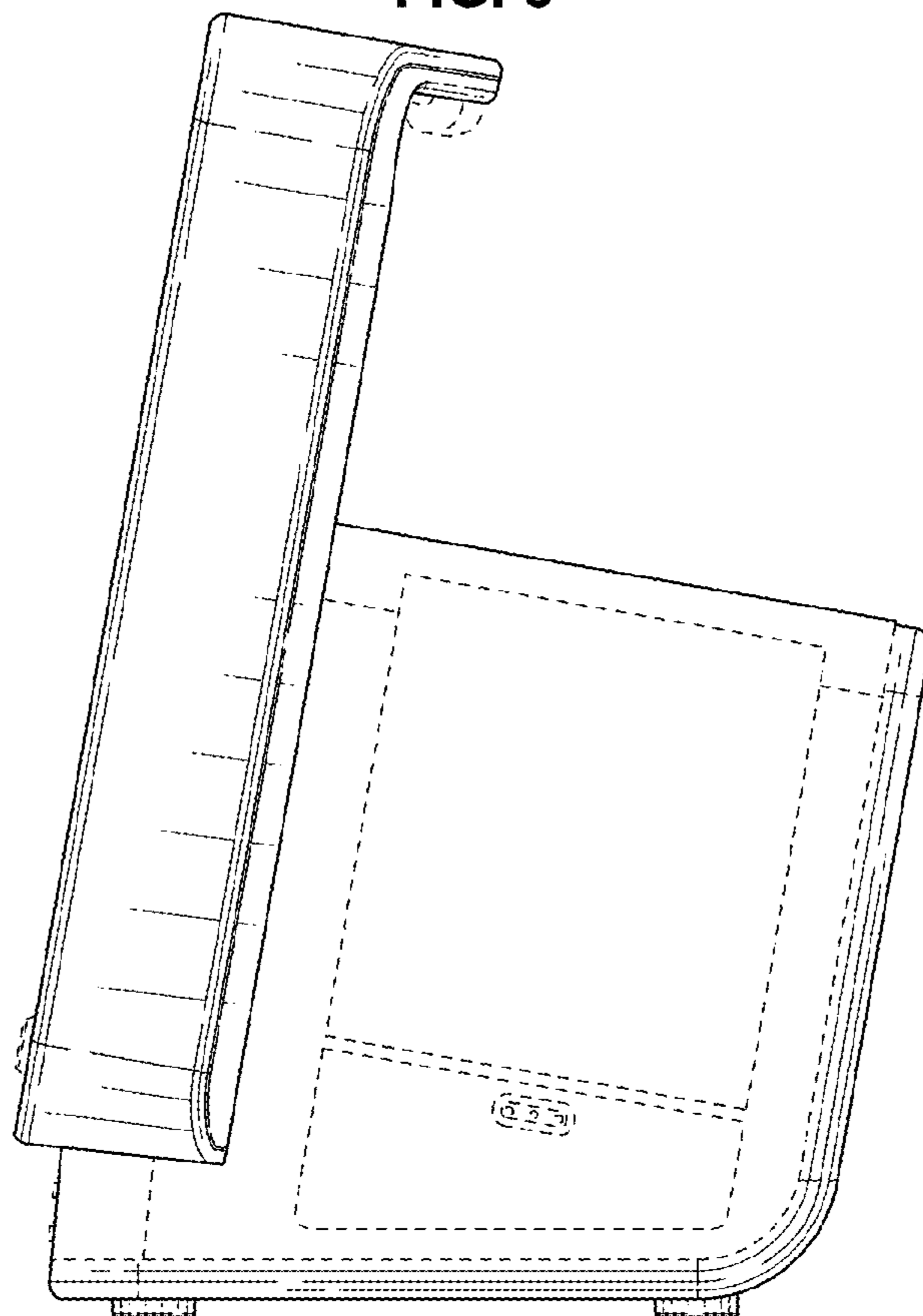


FIG. 6

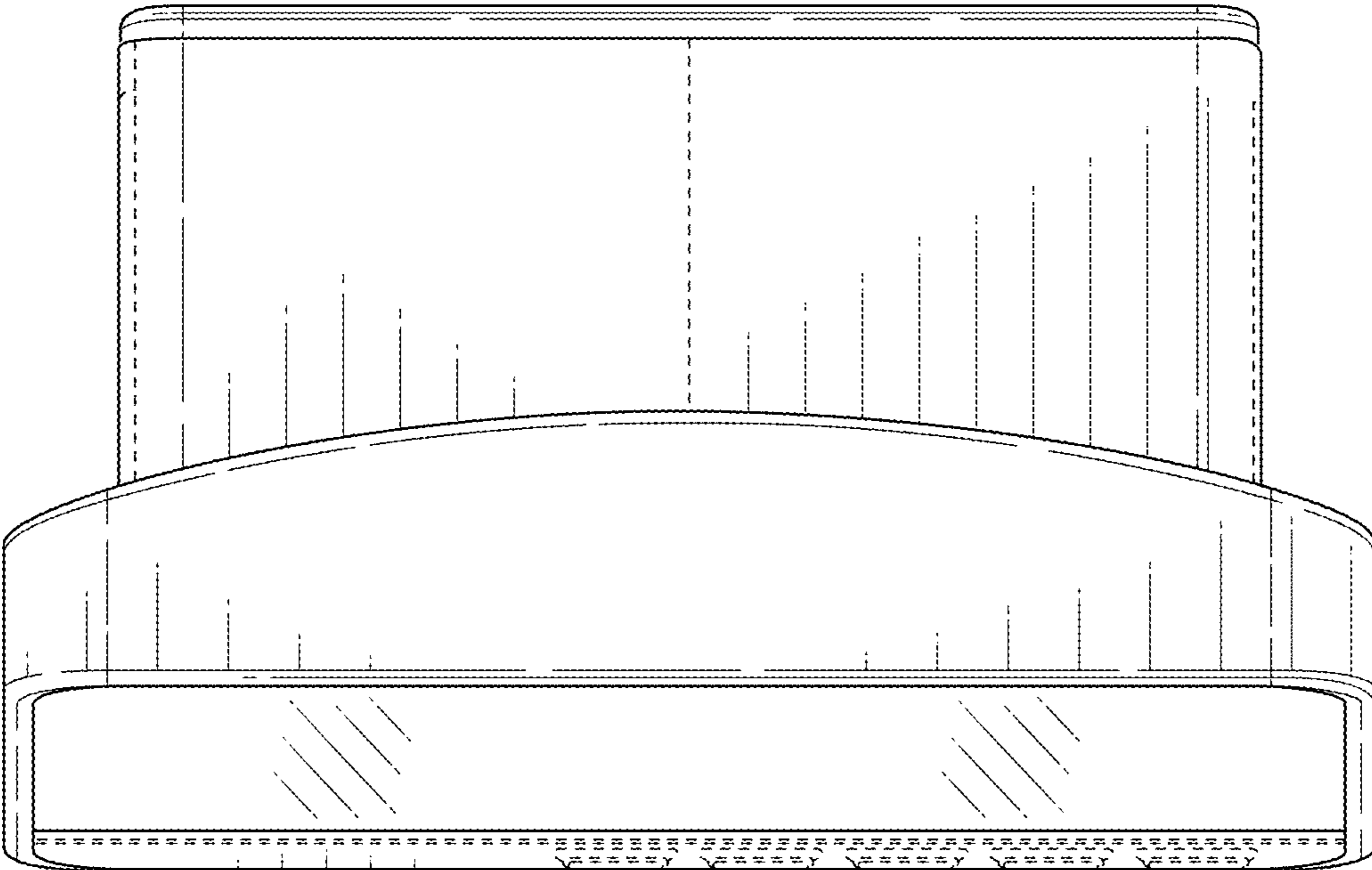


FIG. 7

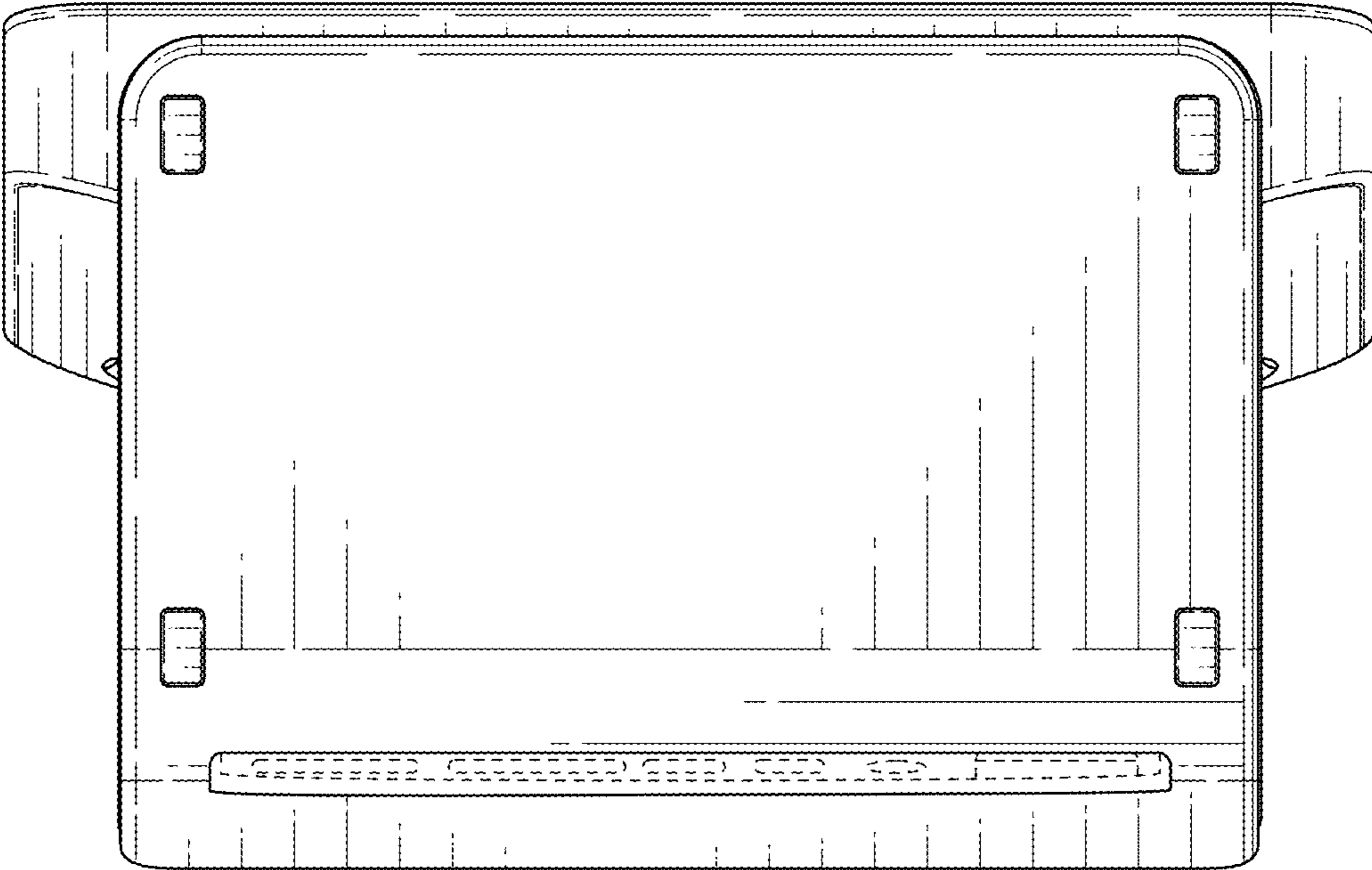


FIG. 8