



US00D905245S

(12) **United States Design Patent** (10) **Patent No.:** **US D905,245 S**
Borman (45) **Date of Patent:** **** Dec. 15, 2020**

(54) NIPPLE ENHANCER PAD	D346,656 S * 5/1994 Rosen D24/155
	D378,132 S * 2/1997 Strain D24/155
(71) Applicant: GIRLCAB PRODUCTIONS, INC., New York, NY (US)	5,653,732 A * 8/1997 Sheehy A61J 11/005 215/11.1
	5,782,672 A * 7/1998 Woodley A41C 3/065 2/267
(72) Inventor: Molly Rebecca Borman, New York, NY (US)	D465,028 S * 10/2002 Renz D24/196
	D504,724 S * 5/2005 Randolph D24/196
	D602,596 S * 10/2009 Yamashita D24/193
(73) Assignee: GIRLCAB PRODUCTIONS, INC., New York, NY (US)	D675,326 S * 1/2013 Sibhatu D24/181
	D699,839 S * 2/2014 Voic D24/127
	D720,077 S * 12/2014 Sakulsacha D24/194

(**) Term: **15 Years**

(21) Appl. No.: **29/603,788**

(22) Filed: **May 12, 2017**

(51) **LOC (12) Cl.** **24-03**

(52) **U.S. Cl.**
USPC **D24/155**

(58) **Field of Classification Search**
USPC D24/193, 194, 195, 196, 197, 198, 199,
D24/189, 190, 191, 192, 155, 156, 157;
215/11.1, 11.2, 11.3, 11.4, 11.5, 11.6;
606/236

CPC A61J 11/00; A61J 11/0035; A61J 11/002;
A61J 13/00; A61J 2205/20; A61B
2090/304; F21W 2131/20

See application file for complete search history.

(56) **References Cited**

U.S. PATENT DOCUMENTS

77,393 A *	4/1868	McLaughlin	A61F 13/141 128/890
1,922,947 A *	8/1933	Grotte	A61J 13/00 601/14
2,495,307 A *	1/1950	Abramson	A61F 13/141 128/890
2,822,102 A *	2/1958	Holland	A61J 11/02 215/11.1
D277,607 S *	2/1985	Himeno	D24/155
4,740,208 A *	4/1988	Cavon	A61F 2/12 623/8

OTHER PUBLICATIONS

I Wore Fake Nipples Like Samantha Jones For a Week <https://www.manrepeller.com/2018/04/i-tried-fake-nipples.html> Apr. 23, 2018 (Year: 2018).*

(Continued)

Primary Examiner — Samantha Q Lawrence
(74) *Attorney, Agent, or Firm* — Blue Filament Law PLLC


(57) **CLAIM**

The ornamental design for a nipple enhancer pad, as shown and described.

DESCRIPTION

FIG. 1 is a perspective view of a nipple enhancer pad showing my new design;
FIG. 2 is a top view thereof;
FIG. 3 is a bottom view thereof;
FIG. 4 is front side view thereof;
FIG. 5 is a rear view thereof;
FIG. 6 is a right side view thereof; and,
FIG. 7 is a left side view thereof.
The broken lines shown in FIGS. 1-7 illustrate portions of the nipple enhancer pad that form no part of the claimed design.

1 Claim, 5 Drawing Sheets



(56)

References Cited

U.S. PATENT DOCUMENTS

D723,164 S * 2/2015 Leedy D24/155
9,895,293 B2 * 2/2018 Blank A61J 13/00
D823,474 S * 7/2018 Brown D24/196
D861,896 S * 10/2019 Reed D24/196
D868,968 S * 12/2019 Haworth D24/155

OTHER PUBLICATIONS

Adhesive Silicone https://www.amazon.com/Adhesive-Silicone-Attachable-Reusable-Crossdressers/dp/B07KYZZKCY/ref=pd_cp_194_3/133-2479060-4194352?_encoding=UTF8&pd_rd_i=B07KSKBQMM&pd_rd_r=d7b5cd69-cc62-419e-9725-67f9a9382b47&pd_rd_w=LzLzu&pd_rd_wg=4T6Ub&pf_rd_p=0e5324e1-c848-4872-bbd5-5be6baedf80e& (Year: 2014).*

* cited by examiner




FIG. 1




FIG. 2




FIG. 3

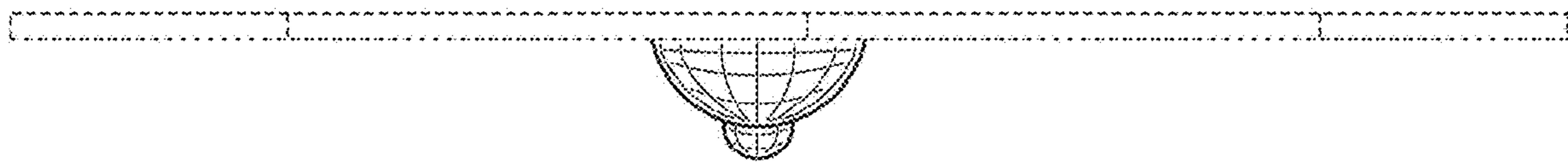


FIG. 4

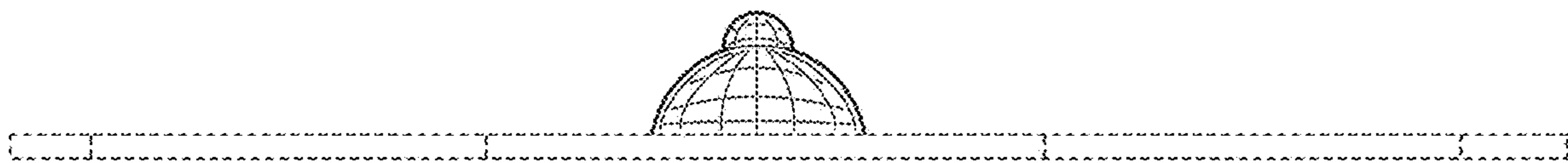


FIG. 5

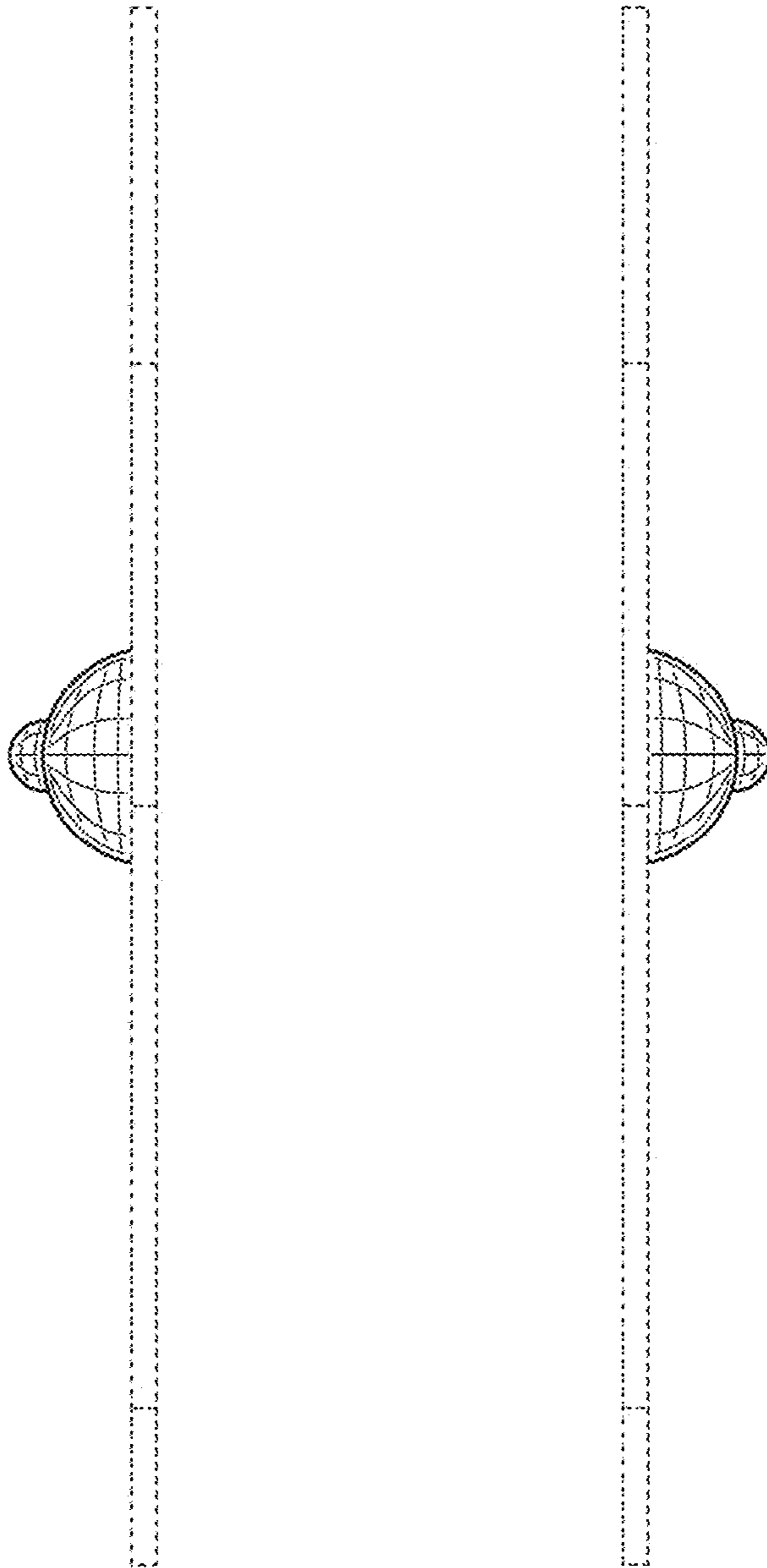


FIG. 6

FIG. 7