



US00D905226S

(12) **United States Design Patent** (10) **Patent No.:** **US D905,226 S**  
**Norwood et al.** (45) **Date of Patent:** **\*\* \*Dec. 15, 2020**

(54) **CEILING FAN BLADE**

FOREIGN PATENT DOCUMENTS

(71) Applicant: **Hunter Fan Company**, Memphis, TN (US)

CN 202073834 U 12/2011  
CN 202132275 U 2/2012

(Continued)

(72) Inventors: **Bobby Neal Norwood**, Oakland, TN (US); **Christine Marie Holmes Bradley**, Memphis, TN (US); **Charles William Botkin**, Cordova, TN (US)

OTHER PUBLICATIONS

<https://www.myfan.com.au/ceiling-fans/loft/>, Item specification for the Loft 60" Ceiling Fan Collection by Emerson—High Performance, 6 pages, item accessed on May 8, 2018.

(Continued)

(73) Assignee: **Hunter Fan Company**, Memphis, TN (US)

(\*) Notice: This patent is subject to a terminal disclaimer.

*Primary Examiner* — Cathron C Brooks

*Assistant Examiner* — Sharon S Oum

(\*\*) Term: **15 Years**

(74) *Attorney, Agent, or Firm* — McGarry Bair PC

(21) Appl. No.: **29/655,995**

(57) **CLAIM**

The ornamental design for a ceiling fan blade, as shown and described.

(22) Filed: **Jul. 10, 2018**

(51) **LOC (12) Cl.** ..... **23-03**

(52) **U.S. Cl.**  
USPC ..... **D23/413**

**DESCRIPTION**

(58) **Field of Classification Search**  
USPC ..... D23/370, 377, 379, 385, 411–414;  
D12/214, 339, 344  
CPC ..... F04D 29/38; F04D 29/384; F04D 29/386;  
F04D 29/388  
See application file for complete search history.

FIG. 1 is a top perspective view of a ceiling fan blade showing our new design;  
FIG. 2 is a bottom perspective view thereof;  
FIG. 3 is a top view thereof;  
FIG. 4 is a bottom view thereof;  
FIG. 5 is a rear view thereof, looking at a root of the ceiling fan blade;  
FIG. 6 is a front view thereof, looking at a tip of the ceiling fan blade;  
FIG. 7 is a left side view thereof;  
FIG. 8 is a right side view thereof;  
FIG. 9 is an enlarged view of the tip of the ceiling fan blade of FIG. 8; and,  
FIG. 10 is an enlarged view of the root of the ceiling fan blade of FIG. 8.  
Portions of the ceiling fan blade shown in broken lines form no part of the claimed design.


(56) **References Cited**

U.S. PATENT DOCUMENTS

1,455,591 A \* 5/1923 Lawson ..... B63H 1/26  
416/243  
2,008,957 A 7/1935 Hueglin  
2,157,999 A 5/1939 Charavay  
2,283,956 A \* 5/1942 Smith ..... F03B 3/121  
416/223 R  
2,592,471 A 4/1952 Sawyer  
2,682,925 A 7/1954 Wosika  
2,918,977 A 12/1959 Ely

(Continued)

**1 Claim, 7 Drawing Sheets**



(56)

References Cited

U.S. PATENT DOCUMENTS

3,053,325 A \* 9/1962 Ferreira ..... B64C 11/16  
416/228

3,891,349 A 6/1975 Woollenweber, Jr.

4,046,489 A 9/1977 Fairchild

4,275,993 A 6/1981 Sprengling

4,358,245 A 11/1982 Gray

4,630,787 A \* 12/1986 Middlebrook ..... B64C 11/18  
244/35 R

4,662,819 A 5/1987 Lakowske

4,892,460 A 1/1990 Volk

5,193,983 A 3/1993 Shyu

5,230,850 A 7/1993 Lewis

5,244,347 A 9/1993 Gallivan

5,401,138 A 3/1995 Mosiewicz

5,575,624 A 11/1996 Bogage

5,681,145 A 10/1997 Neely

6,039,533 A 3/2000 McCabe

6,039,541 A 3/2000 Parker

6,146,097 A 11/2000 Bradt

6,183,201 B1 2/2001 Maby

6,244,821 B1 5/2001 Takahashi et al.

6,250,886 B1 6/2001 Immell

6,402,475 B1 6/2002 Chen

6,508,627 B2 1/2003 Gerken et al.

6,685,436 B2 2/2004 Huang

6,884,034 B1 4/2005 Parker et al.

D527,097 S \* 8/2006 Ertze ..... D23/413

7,210,910 B1 5/2007 Parker et al.

7,284,960 B2 10/2007 Aynsley

D574,945 S \* 8/2008 Hidalgo ..... D23/377

D594,551 S \* 6/2009 Parker ..... F04D 29/38  
D23/413

7,665,967 B1 \* 2/2010 Parker ..... F04D 29/38  
416/223 R

D628,688 S \* 12/2010 Pan ..... D23/377

7,927,071 B2 4/2011 Parker

8,066,480 B2 11/2011 Madsen

8,162,613 B2 4/2012 Oleson

D679,795 S \* 4/2013 Allen ..... D23/377

8,529,212 B2 9/2013 Smith

8,579,588 B1 11/2013 Boyd

8,721,305 B2 5/2014 Oleson

D725,548 S \* 3/2015 Herald ..... D12/16.1

9,011,099 B2 4/2015 Wortman

9,360,020 B2 6/2016 Janecek

9,523,371 B2 12/2016 Hollan

9,546,665 B2 1/2017 Stull

D778,422 S \* 2/2017 Gajewski ..... D23/377

D788,283 S \* 5/2017 Busta ..... D23/377

D789,509 S \* 6/2017 Wang ..... D23/377

D789,511 S \* 6/2017 Wang ..... D23/377

D795,410 S \* 8/2017 Holmes ..... D23/377

D795,411 S \* 8/2017 Wang ..... D23/377

9,726,192 B2 8/2017 Whitley

D798,431 S \* 9/2017 McRoberts ..... D23/377

D799,663 S \* 10/2017 Wang ..... D23/377

D800,289 S \* 10/2017 Guthrie ..... D23/377

D800,290 S \* 10/2017 Searle ..... D23/377

D800,891 S \* 10/2017 McRoberts ..... D23/377

D802,114 S \* 11/2017 Busta ..... D23/377

D804,010 S \* 11/2017 Guthrie ..... D23/377

D804,011 S \* 11/2017 Holmes ..... D23/377

D804,629 S \* 12/2017 McRoberts ..... D23/377

D804,632 S \* 12/2017 Holmes ..... D23/377

D804,633 S \* 12/2017 Holmes ..... D23/377

D808,508 S \* 1/2018 Guthrie ..... D23/377

D814,622 S \* 4/2018 Gajewski ..... D23/377

D821,559 S \* 6/2018 Hidalgo ..... D23/377

D855,789 S \* 8/2019 Hagggar ..... D23/377

D880,684 S \* 4/2020 Norwood ..... D23/413

2007/0154315 A1 7/2007 Bucher

2008/0008596 A1 1/2008 Aynsley

2010/0104461 A1 4/2010 Smith

2012/0003098 A1 1/2012 Lewis

2013/0189109 A1 7/2013 Noble

2015/0037164 A1 2/2015 Fizer

2017/0167495 A1 6/2017 Santolucito

FOREIGN PATENT DOCUMENTS

CN 202646153 U 1/2013

CN 103410777 A 11/2013

CN 205243900 U 5/2016

CN 206845502 U 1/2018

EP D292086 B1 5/1987

EP 0610273 B1 10/1991

EP 1173359 B1 2/1999

EP 1205668 B1 11/2000

EP 1588024 B1 1/2003

EP 1619392 B1 7/2004

EP 2397783 A1 6/2010

EP 2397784 A1 6/2010

EP 2761169 B1 9/2011

IN 201731045349 A 1/2018

JP 2007170292 A2 7/2007

KR 101331103 B1 11/2013

TW M279748 Y 11/2005

WO 2017164586 A1 9/2017

OTHER PUBLICATIONS

<http://www.multi-wing.net/blade-profiles/airfoil-fan-blades/>, Item specification for Airfoil Fan Blades, 2 pages, item accessed on May 8, 2018.

<http://www.multi-wing.net/downloads/>, Item specification for Multi-Wing pdf brochure downloads, 2 pages, item accessed on May 8, 2018.

\* cited by examiner



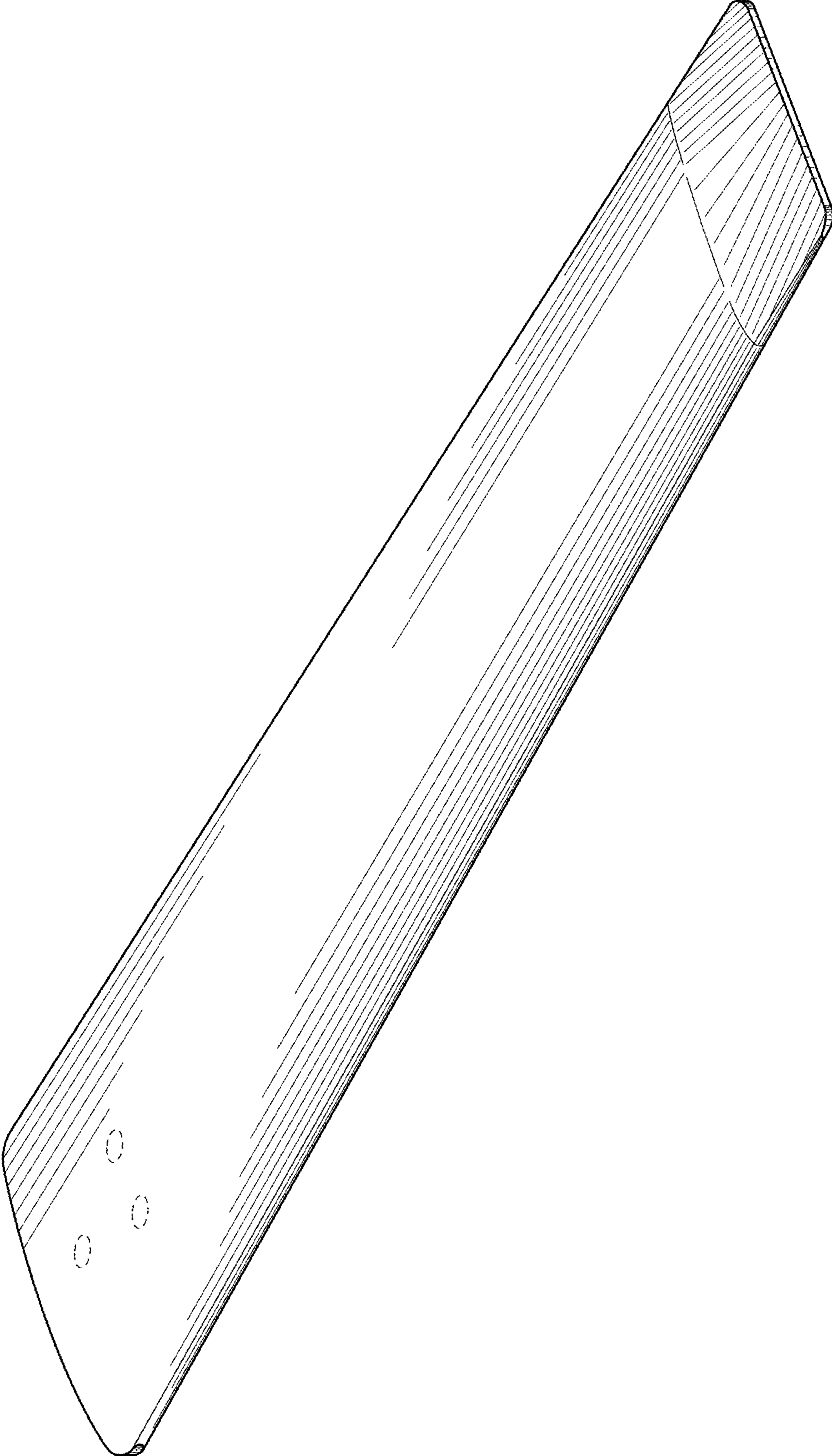


FIG. 1

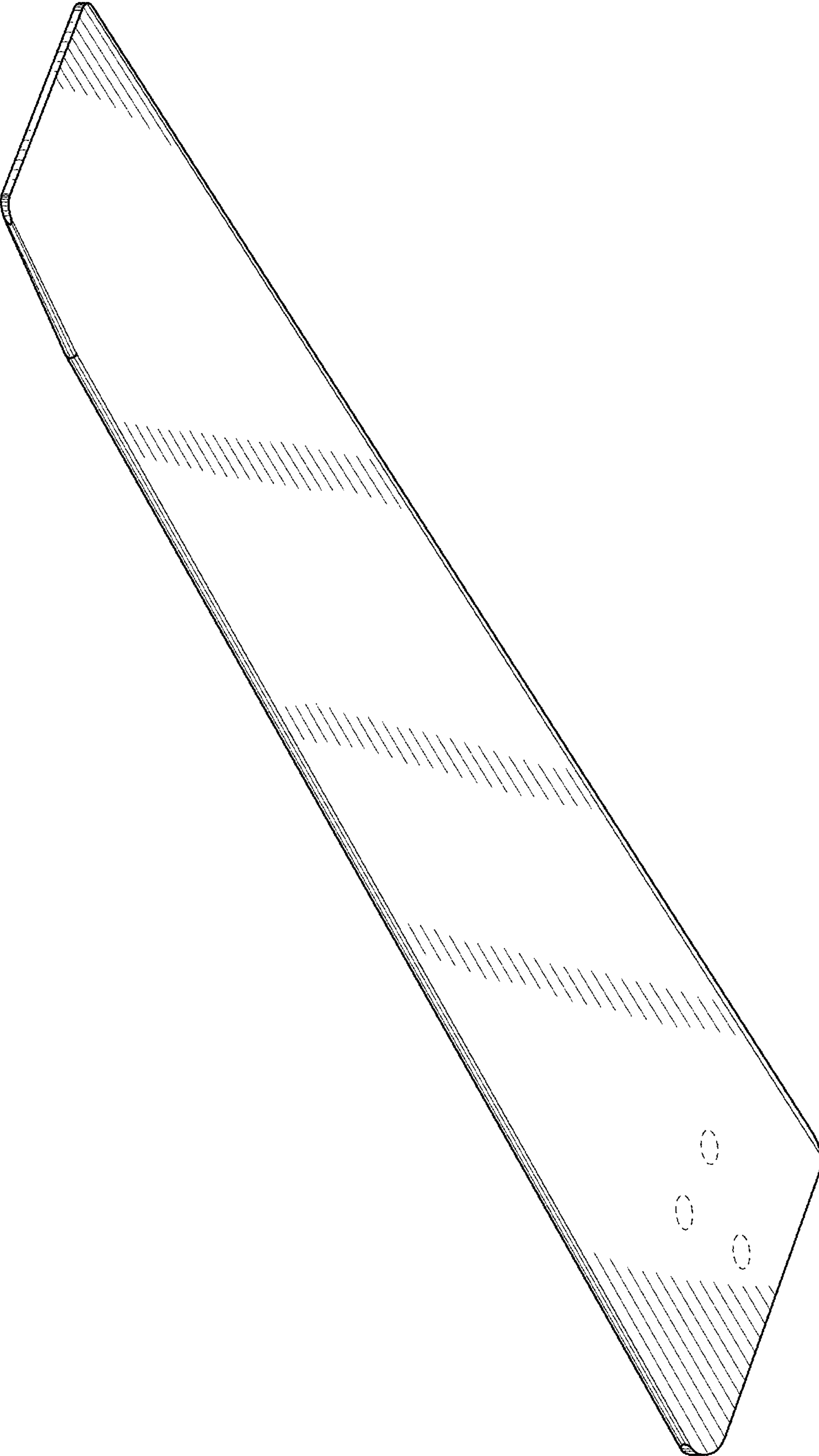


FIG. 2

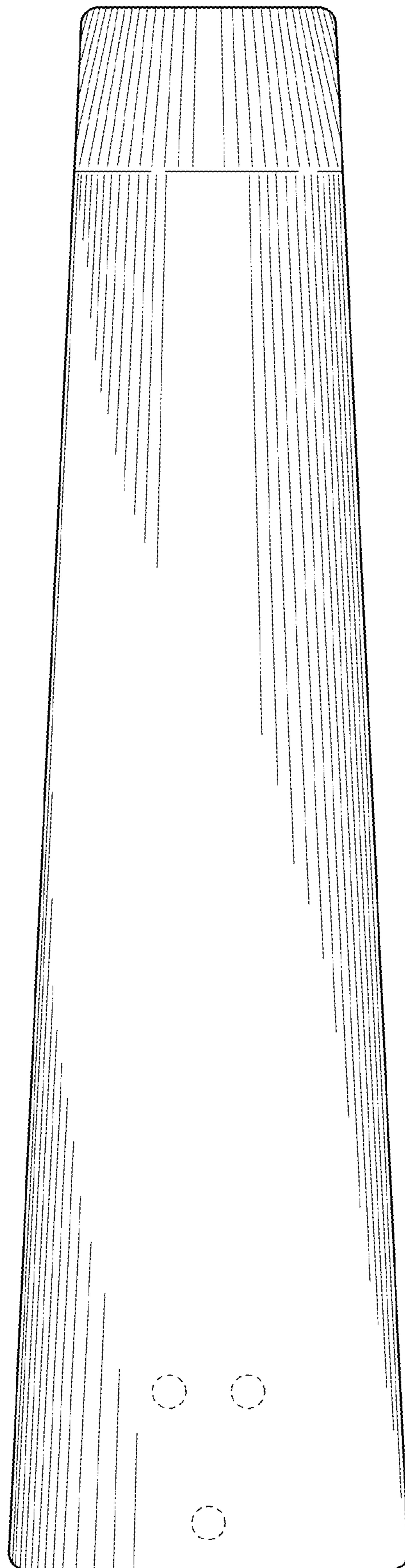


FIG. 3

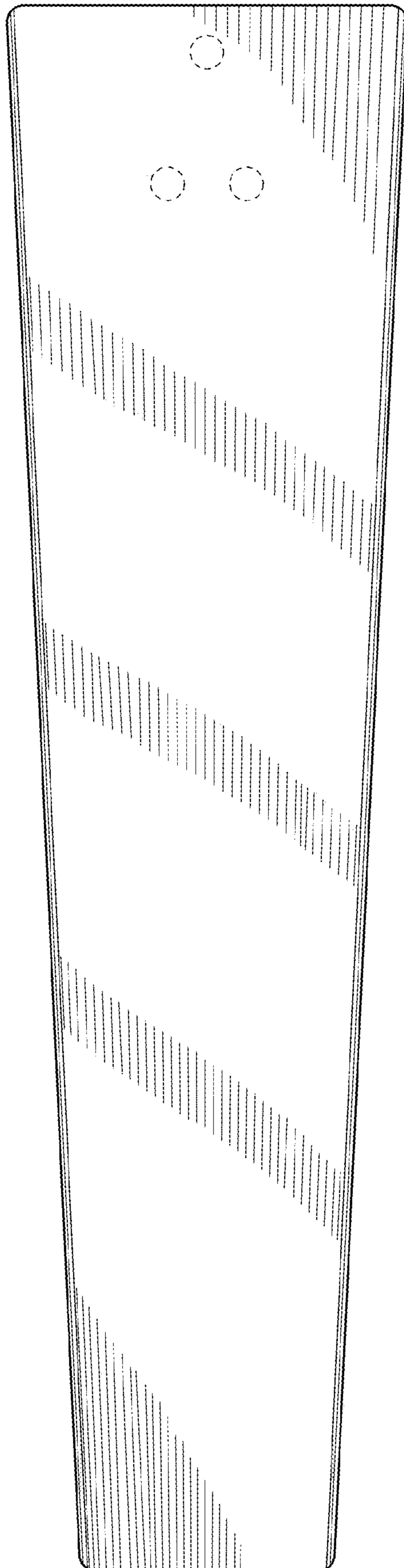


FIG. 4




FIG. 5

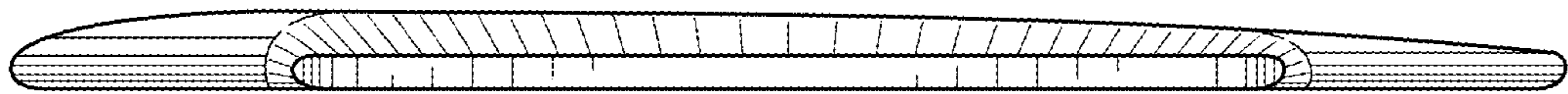


FIG. 6



FIG. 7

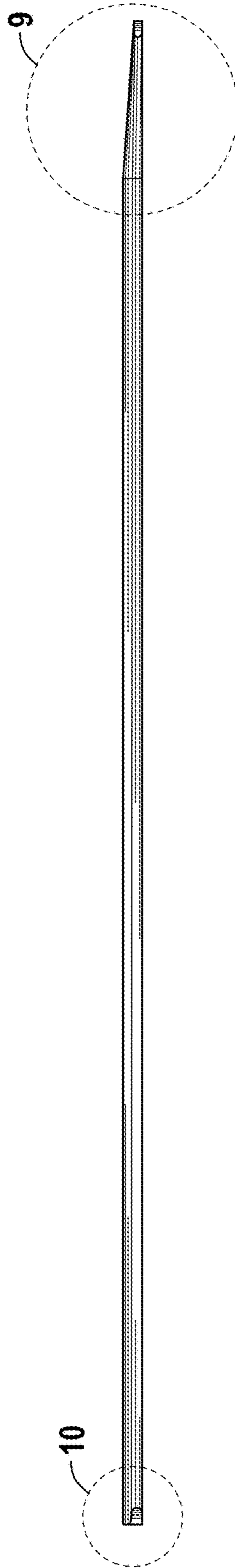


FIG. 8



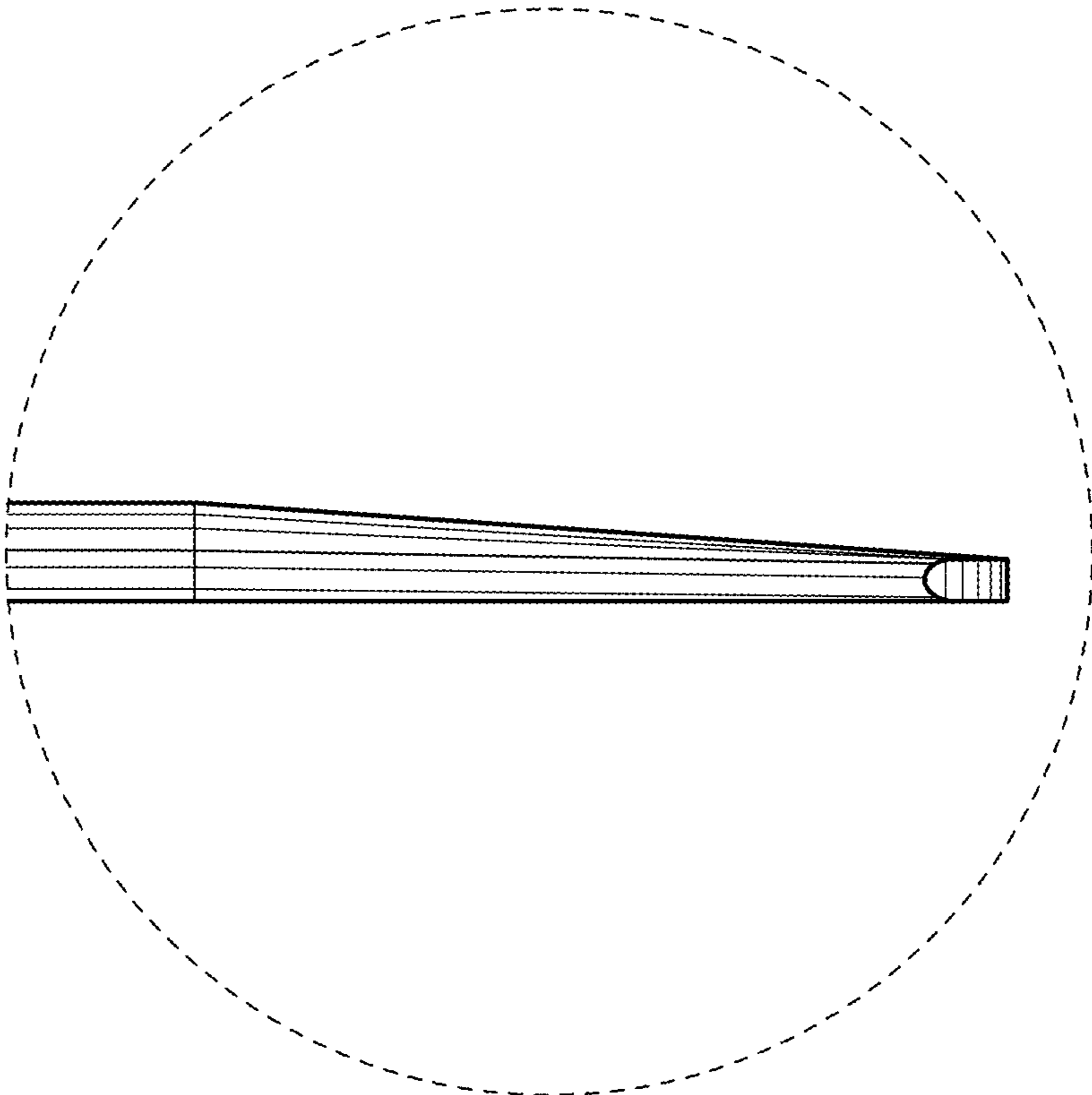


FIG. 9

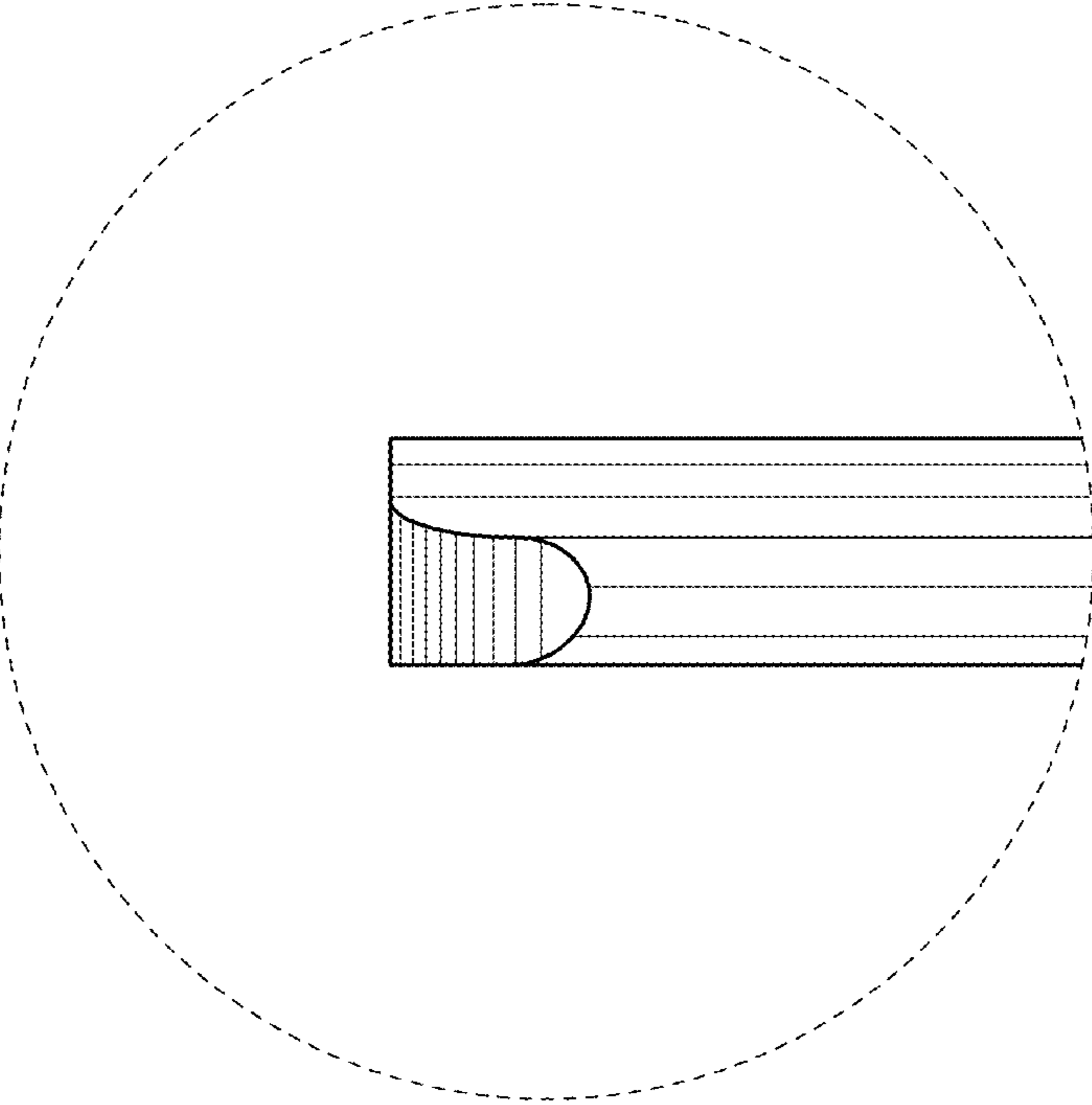


FIG. 10