



US00D905210S

(12) **United States Design Patent** (10) **Patent No.:** **US D905,210 S**  
**Moir** (45) **Date of Patent:** **\*\* Dec. 15, 2020**

(54) **BATHTUB**  
(71) Applicant: **Jacuzzi Inc.**, Chino Hills, CA (US)  
(72) Inventor: **Erica A. Moir**, Santa Ana, CA (US)  
(73) Assignee: **Jacuzzi Inc.**, Chino Hills, CA (US)  
(\*\*) Term: **15 Years**

D654,991 S 2/2012 Oliveira  
D724,706 S 3/2015 Meneghello et al.  
D726,292 S 4/2015 Spangler  
D745,644 S 12/2015 Burke  
D745,645 S 12/2015 Burke  
D794,168 S 8/2017 Starck et al.  
D827,791 S 9/2018 Bowen et al.

(21) Appl. No.: **29/744,246**  
(22) Filed: **Jul. 28, 2020**

**FOREIGN PATENT DOCUMENTS**

GB 4007911 S 6/2008  
*Primary Examiner* — Robert A Delehanty  
(74) *Attorney, Agent, or Firm* — The Webb Law Firm

**Related U.S. Application Data**

(62) Division of application No. 29/671,418, filed on Nov. 27, 2018.  
(51) **LOC (12) Cl.** ..... **23-02**  
(52) **U.S. Cl.**  
USPC ..... **D23/280.1**  
(58) **Field of Classification Search**  
USPC ..... D23/277, 280.1, 304  
CPC ..... A61H 2035/004  
See application file for complete search history.

(57) **CLAIM**

The ornamental design for a bathtub, as shown and described.

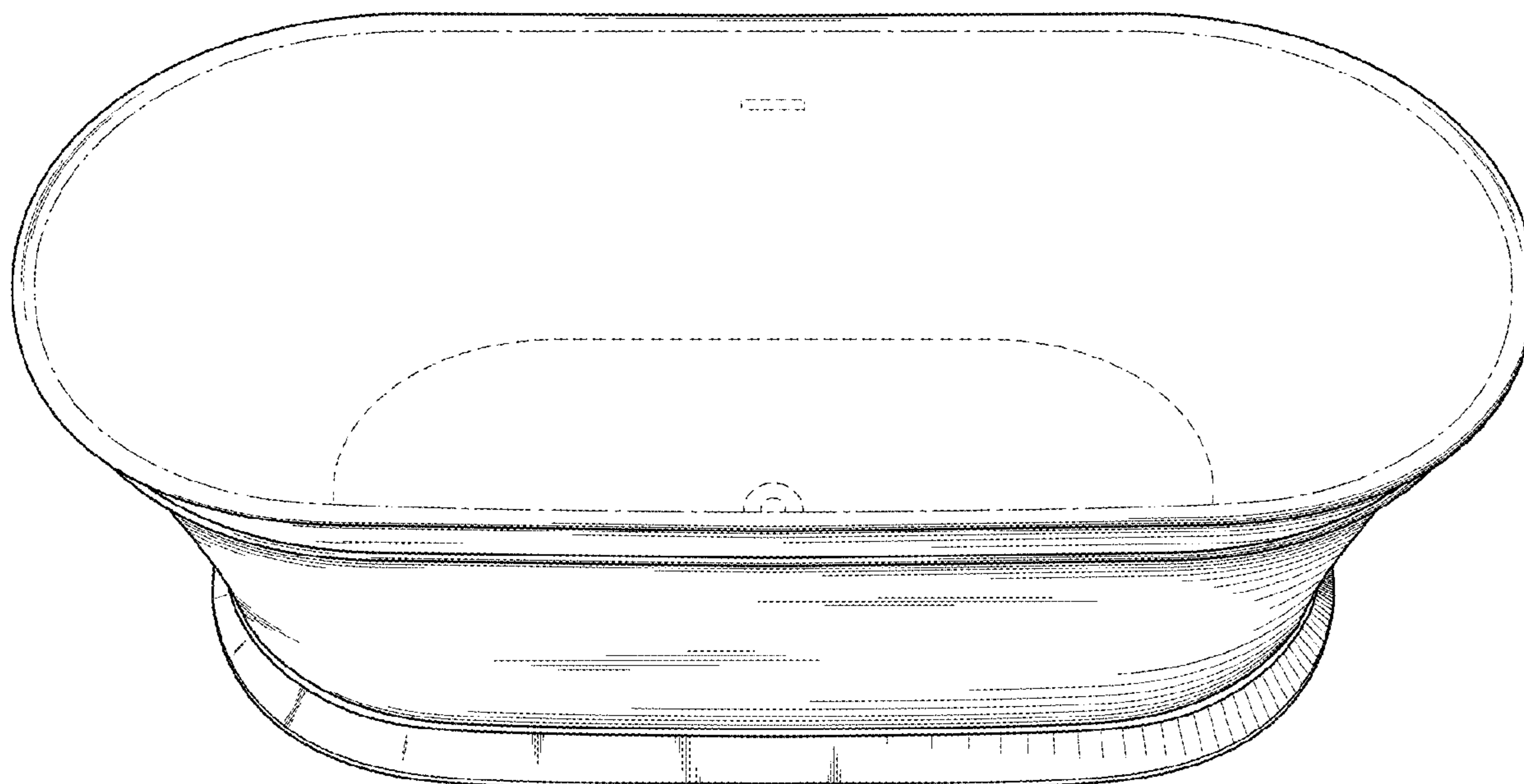
**DESCRIPTION**

FIG. 1 is an upper front perspective view of a bathtub showing my new design;  
FIG. 2 is an upper left perspective view thereof;  
FIG. 3 is a front elevation view thereof;  
FIG. 4 is a rear elevation view thereof;  
FIG. 5 is a left side elevation view thereof;  
FIG. 6 is a right side elevation view thereof;  
FIG. 7 is a top view thereof; and,  
FIG. 8 is a bottom view thereof.  
The portions of the bathtub shown in broken lines form no part of the claimed design.  
The dashed-dotted line showings of FIGS. 1, 2, and 7 illustrate boundaries between the claimed design and environmental features.

(56) **References Cited**  
U.S. PATENT DOCUMENTS

D32,411 S 3/1900 Scott  
D32,713 S 5/1900 Bowman  
D32,858 S 6/1900 Wells  
D36,881 S 4/1904 Weelans  
4,535,489 A 8/1985 Elkins  
D444,861 S 7/2001 Smith  
D631,949 S 2/2011 Richmond

**1 Claim, 7 Drawing Sheets**



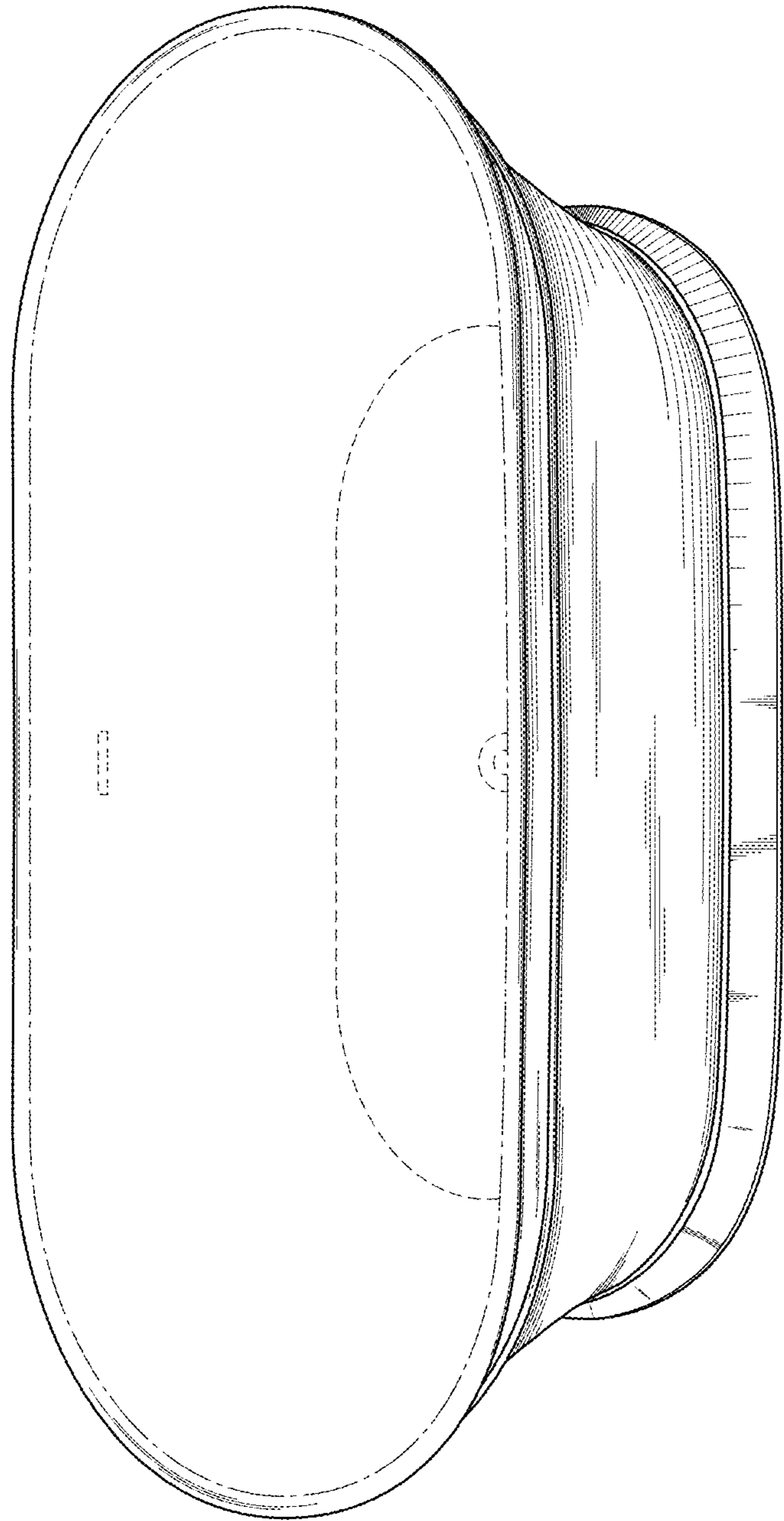
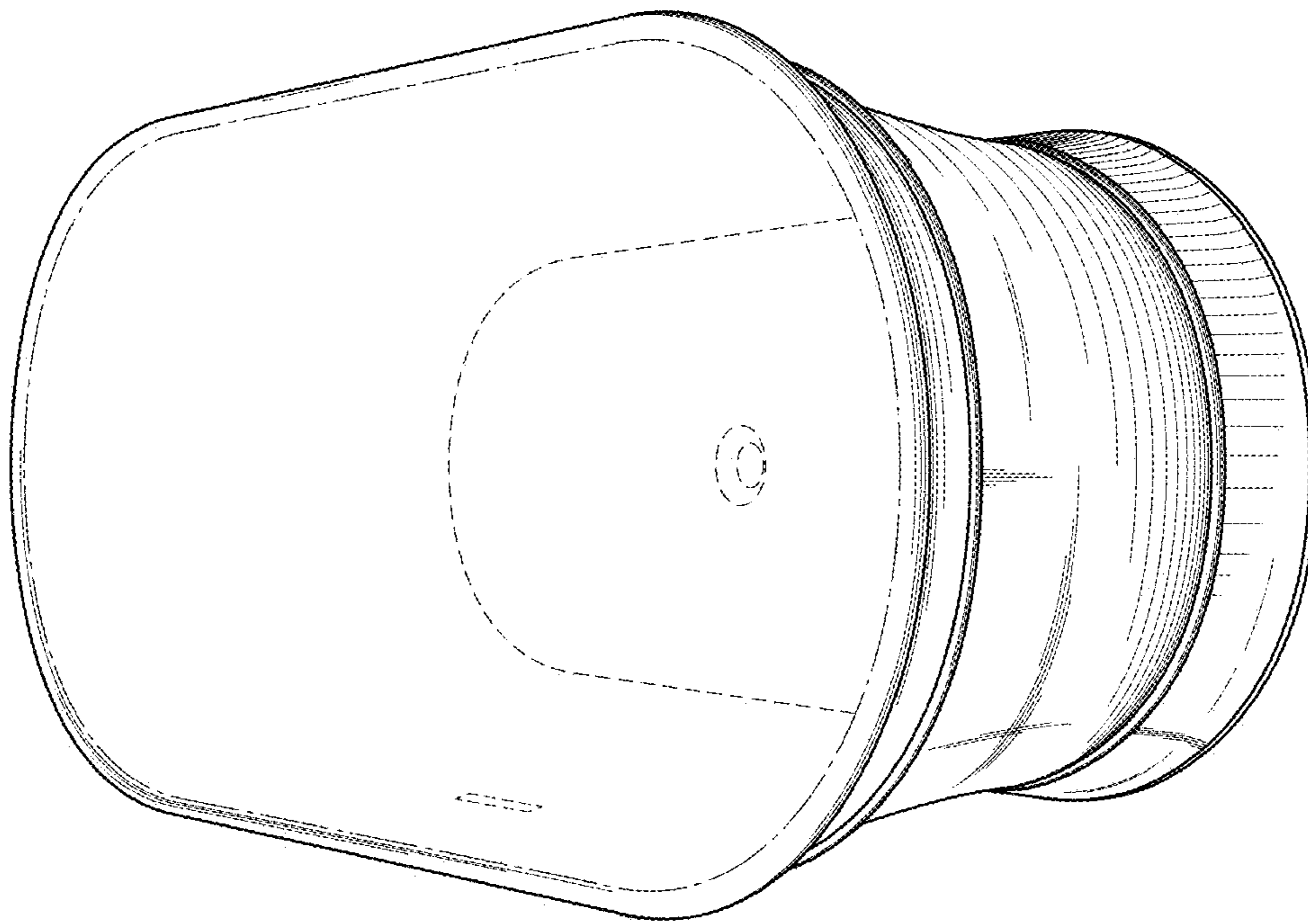




FIG. 1



**FIG. 2**



**FIG. 3**



**FIG. 4**




FIG. 5


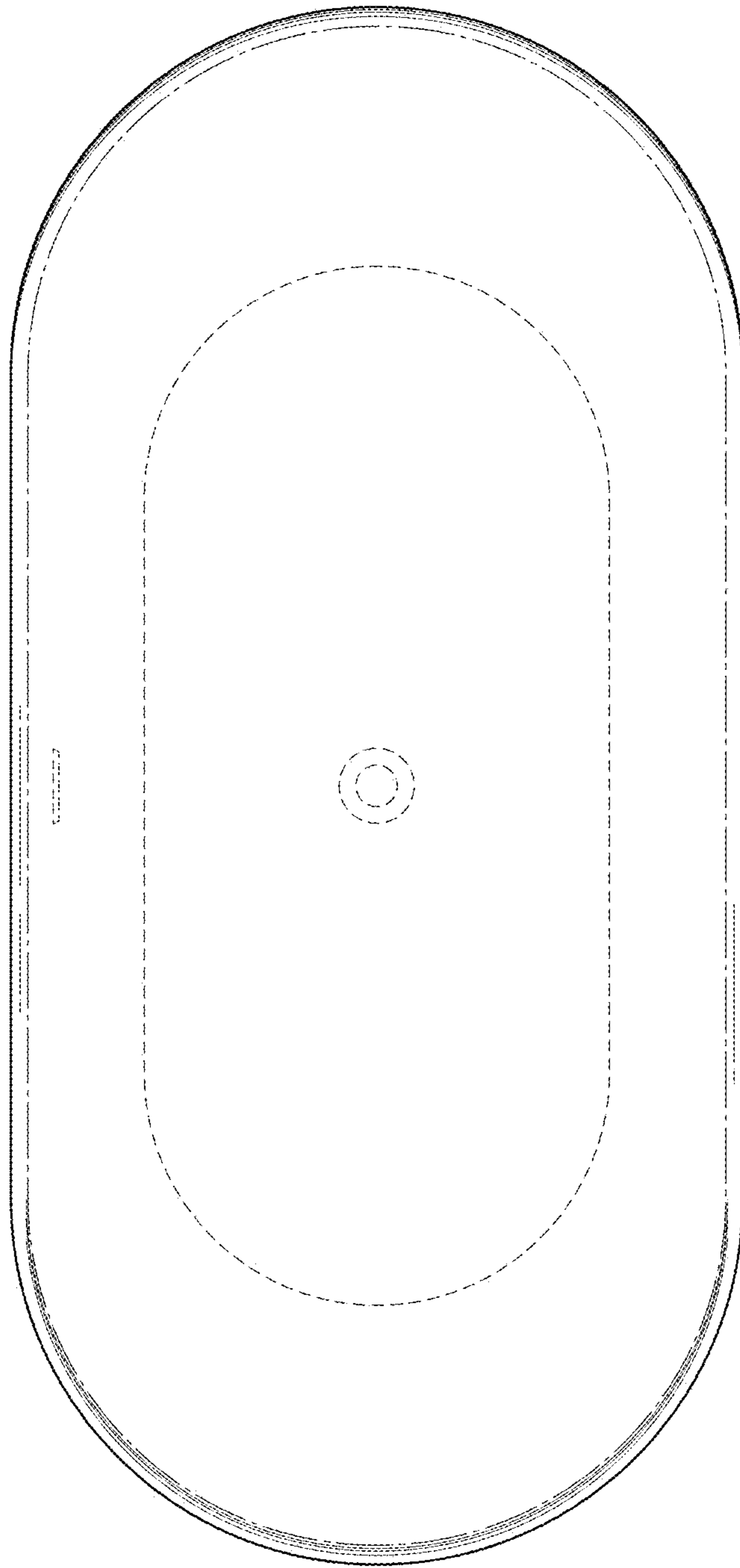


FIG. 6



**FIG. 7**

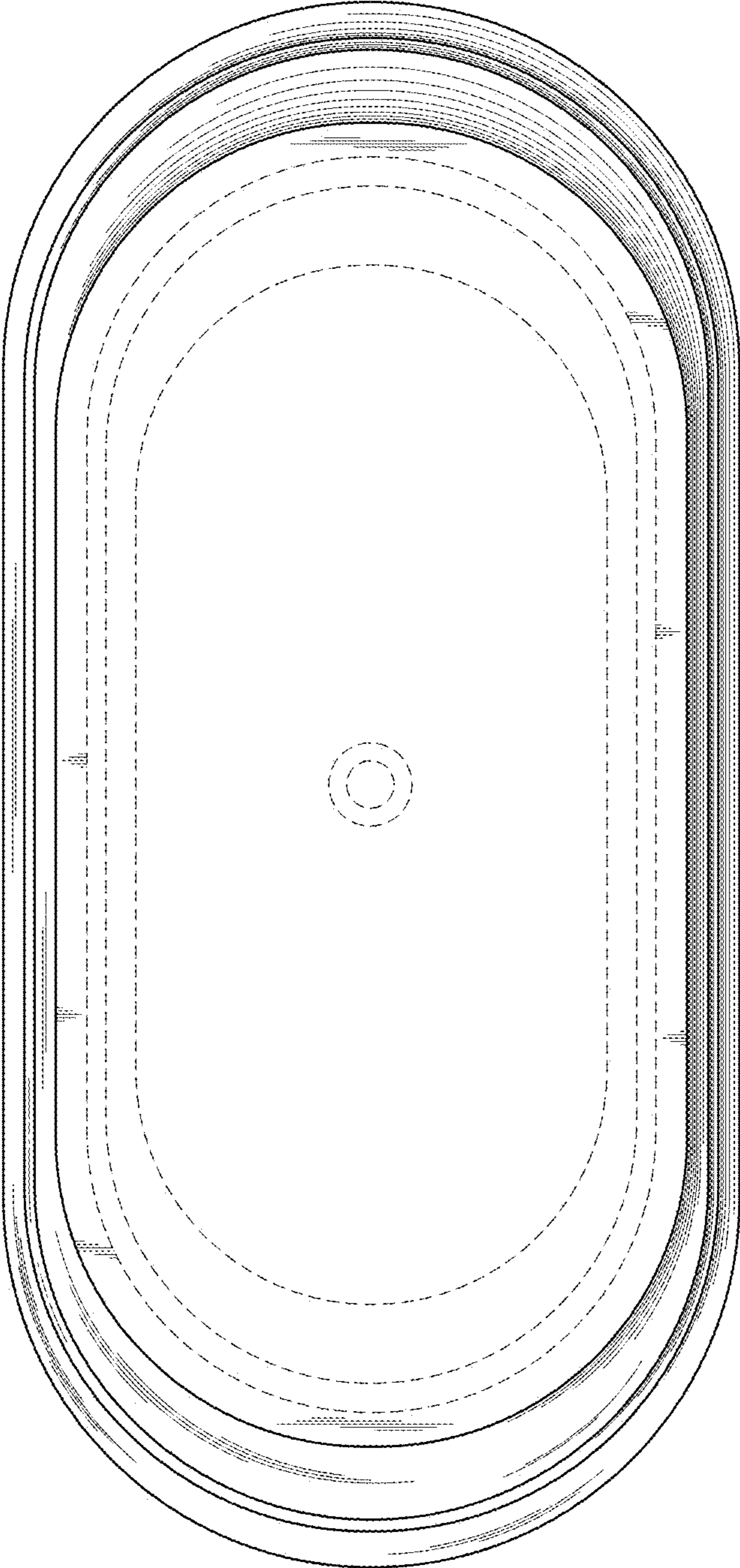


FIG. 8