



US00D905186S

(12) **United States Design Patent** (10) **Patent No.:** **US D905,186 S**
Meredith et al. (45) **Date of Patent:** **** Dec. 15, 2020**

(54) **PITCHING RUBBER**
(71) Applicant: **Pick Pocket LLC**, Grand Ledge, MI (US)
(72) Inventors: **David Meredith**, Portland, MI (US); **Lynn Vandersteen**, Six Lakes, MI (US)
(**) Term: **15 Years**
(21) Appl. No.: **29/689,499**
(22) Filed: **Apr. 30, 2019**
(51) **LOC (12) Cl.** **21-02**
(52) **U.S. Cl.**
USPC **D21/780**; D21/792
(58) **Field of Classification Search**
USPC D21/300, 312, 313, 314, 315, 318, 334, D21/335, 339, 350, 355-358, 365, 366, D21/385, 662, 701, 780, 792, 809; D19/52, 59, 64; D6/315, 588; D30/120
CPC .. A63B 67/00; A63F 3/00; G09B 1/00; G09B 11/04; G09B 11/11; G09B 17/00; G09B 19/00; G09B 19/22
See application file for complete search history.

D605,718 S * 12/2009 Jenkins D21/698
D632,750 S * 2/2011 Callowhill D21/791
D634,385 S * 3/2011 Parrish, Jr. D21/780
D646,517 S * 10/2011 Noonan D6/582
D657,433 S * 4/2012 Vidales D21/780
D674,032 S * 1/2013 Howard, II D21/698
D705,579 S * 5/2014 Lomonico D6/588
D717,074 S * 11/2014 Mitchell D6/588
D742,466 S * 11/2015 Jaguan D21/780
D773,578 S * 12/2016 Gerut D21/780
D776,947 S * 1/2017 Breeden, III D6/315
D783,739 S * 4/2017 Jelinski D21/662
D783,740 S * 4/2017 Jelinski D21/662
D790,879 S * 7/2017 Maggard D6/601
D801,456 S * 10/2017 Simon A63B 69/0026
D805,811 S * 12/2017 Armitage D6/582
D825,701 S * 8/2018 Berkley D21/780
D843,500 S * 3/2019 Barr D21/662
D854,104 S * 7/2019 McLeod D21/706
D856,704 S * 8/2019 Fishbein D6/582

(Continued)

Primary Examiner — Sandra Snapp
Assistant Examiner — Mehri Bajoul
(74) *Attorney, Agent, or Firm* — Zachary W. Behler;
Foster Swift Collins & Smith, PC

(57) **CLAIM**

The ornamental design for a pitching rubber substantially, as shown and described.

(56) **References Cited**

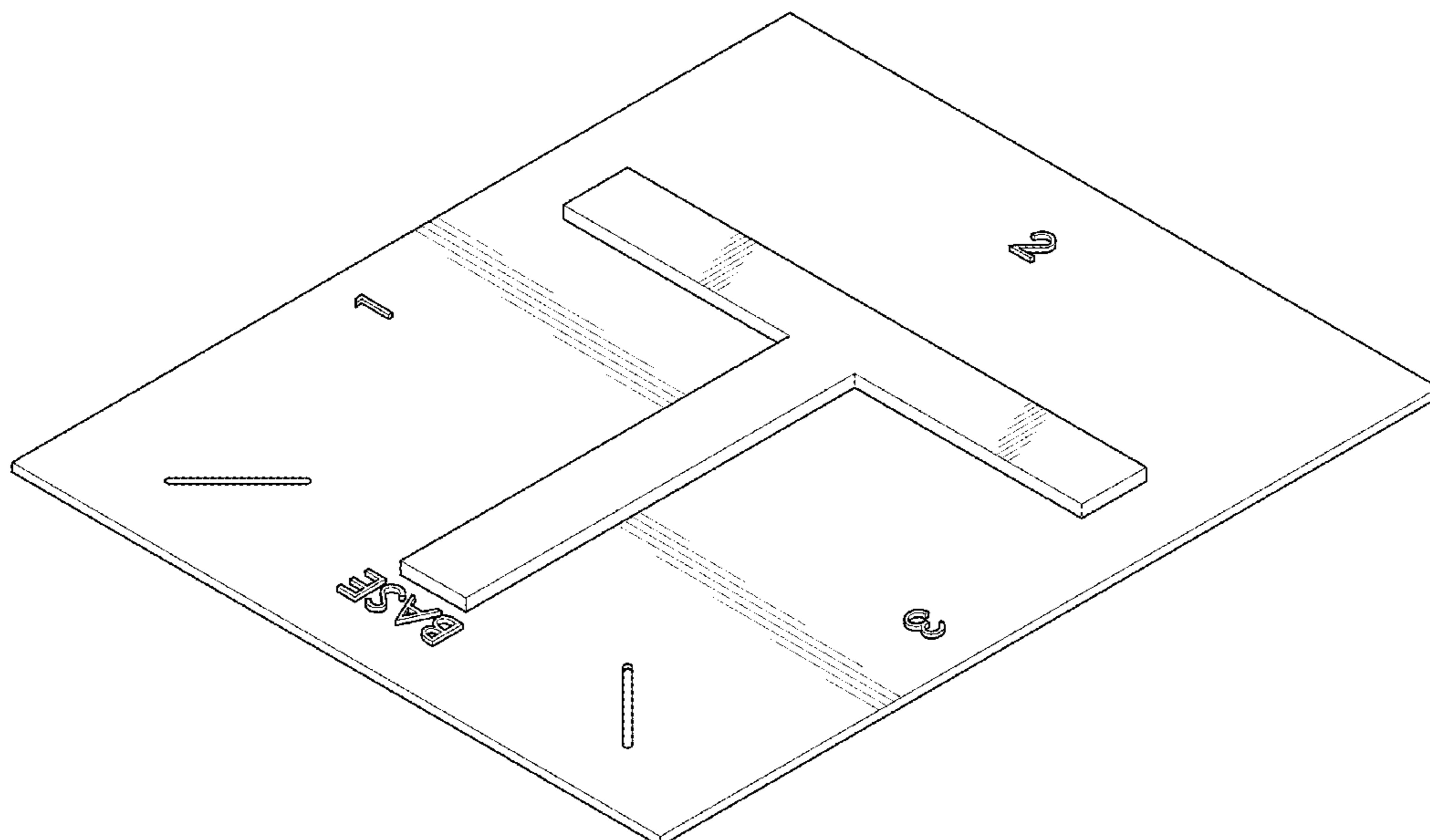
U.S. PATENT DOCUMENTS

D248,424 S * 7/1978 Priovolos D10/46.1
D338,248 S * 8/1993 Beck D21/780
D355,459 S * 2/1995 Cornelison D21/780
5,836,835 A * 11/1998 Grimsley A63B 5/22
473/414
D418,569 S * 1/2000 Murphy D21/780
D457,373 S * 5/2002 Prinzmatal D6/582
6,499,421 B1 * 12/2002 Honigsbaum G09F 19/22
116/205
D501,239 S * 1/2005 Bodor D21/792
D509,873 S * 9/2005 Dias D21/792
D568,956 S * 5/2008 Wilson D21/780

DESCRIPTION

FIG. 1 is a top perspective view of a pitching rubber showing our new design;
FIG. 2 is a top plan view thereof;
FIG. 3 is a left elevational view thereof;
FIG. 4 is a right elevational view thereof;
FIG. 5 is a bottom plan view thereof;
FIG. 6 front elevational view thereof; and,
FIG. 7 is a rear elevational view thereof.

1 Claim, 5 Drawing Sheets



(56)

References Cited

U.S. PATENT DOCUMENTS

D857,421	S	*	8/2019	Yau	D6/588
D861,069	S	*	9/2019	Flores	D19/59
D877,269	S	*	3/2020	Cupak	D21/686
D883,407	S	*	5/2020	Sheaffer, Jr.	D21/699
2017/0291063	A1	*	10/2017	Polenz	A63B 21/00047
2018/0043229	A1	*	2/2018	Stemle	G06T 7/11
2020/0215379	A1	*	7/2020	Stryka	B32B 7/12

* cited by examiner

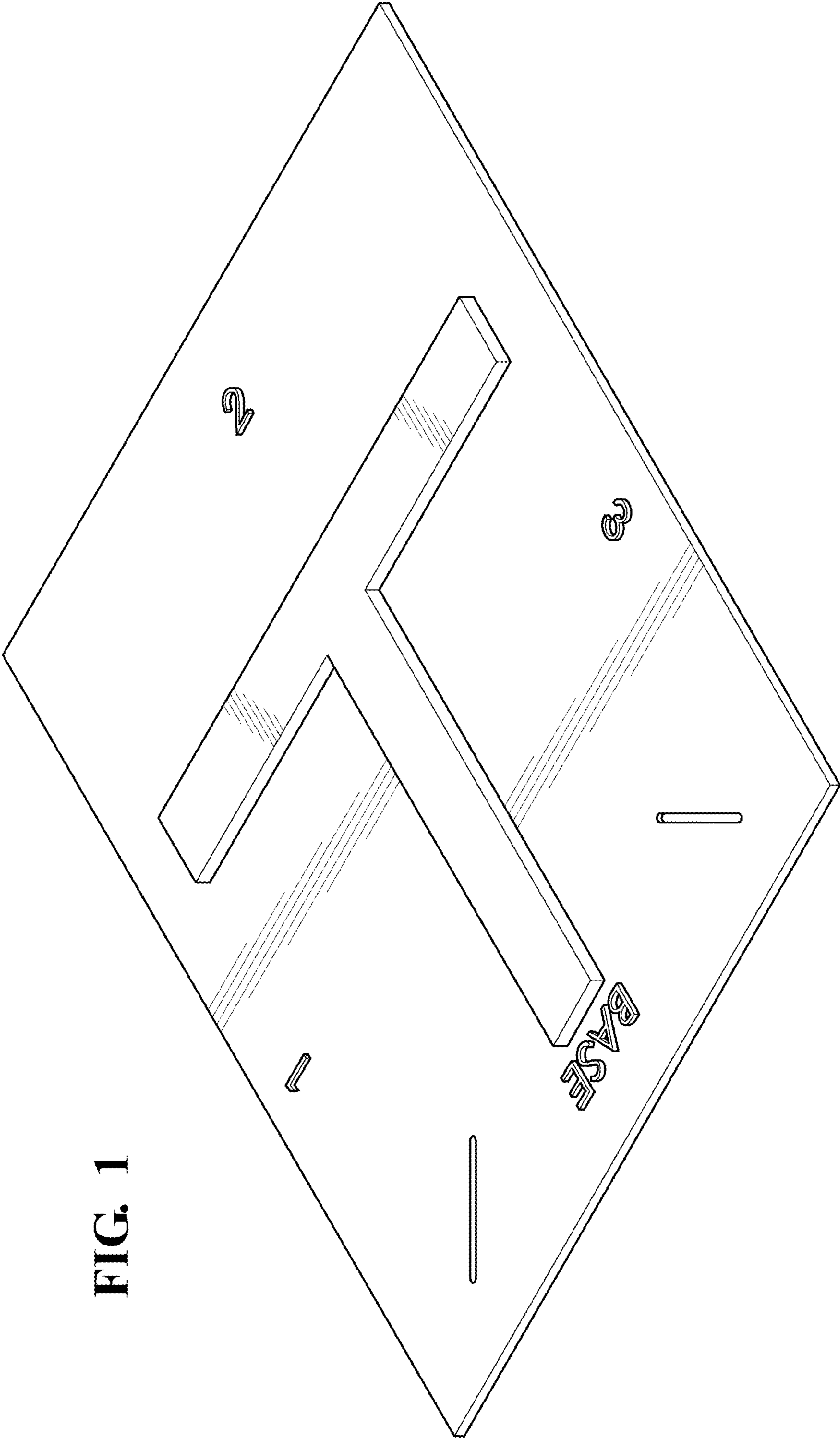


FIG. 1




FIG. 2

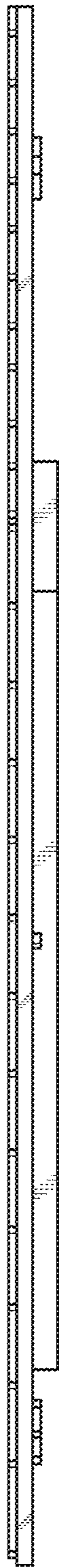


FIG. 3

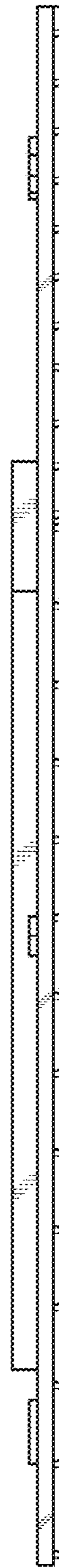


FIG. 4




FIG. 5




FIG. 6




FIG. 7