



US00D905159S

(12) **United States Design Patent** (10) **Patent No.:** **US D905,159 S**  
**Winsor** (45) **Date of Patent:** **\*\* \*Dec. 15, 2020**

(54) **VENDING MACHINE**  
(71) Applicant: **ViaTouch Media, Inc.**, New York, NY (US)

8,788,341 B1 7/2014 Patel et al.  
8,998,082 B2 4/2015 Illingworth et al.  
D728,643 S \* 5/2015 Yamada ..... D15/79  
(Continued)

(72) Inventor: **James Winsor**, Riverside, CA (US)

**FOREIGN PATENT DOCUMENTS**

(73) Assignee: **VIATOUCH MEDIA, INC.**, New York, NY (US)

WO 2013059716 A2 4/2013  
WO 2013059716 A3 6/2013  
WO 2016048159 A1 3/2016

(\* ) Notice: This patent is subject to a terminal disclaimer.

**OTHER PUBLICATIONS**

(\*\*) Term: **15 Years**

The Artificial Intelligence Machine, posted at Newsday.com, posted on Apr. 4, 2017, site visited Jun. 14, 2019. online, available from internet: <https://www.newsday.com/business/technology/li-companies-enter-brave-new-world-of-smart-vending-machine-1.13466589> (Year: 2017).\*

(21) Appl. No.: **29/626,244**

(22) Filed: **Nov. 15, 2017**

*Primary Examiner* — Mary Ann Calabrese

(51) **LOC (12) Cl.** ..... **20-01**

*Assistant Examiner* — Catherine Ho

(52) **U.S. Cl.**  
USPC ..... **D20/1**

(74) *Attorney, Agent, or Firm* — Weber Rosselli & Cannon LLP

(58) **Field of Classification Search**  
USPC ..... D20/1-9; D15/79, 81, 89; D99/28  
CPC ..... G06Q 20/18; G07F 7/00; G07F 7/025;  
G07F 7/08; G07F 7/12; G07F 11/00;  
G07F 11/02; G07F 11/62; G07F 11/165;  
G07F 7/069; G07F 17/00; G07F 17/40  
See application file for complete search history.

(57) **CLAIM**

The ornamental design for a vending machine, as shown and described.

**DESCRIPTION**

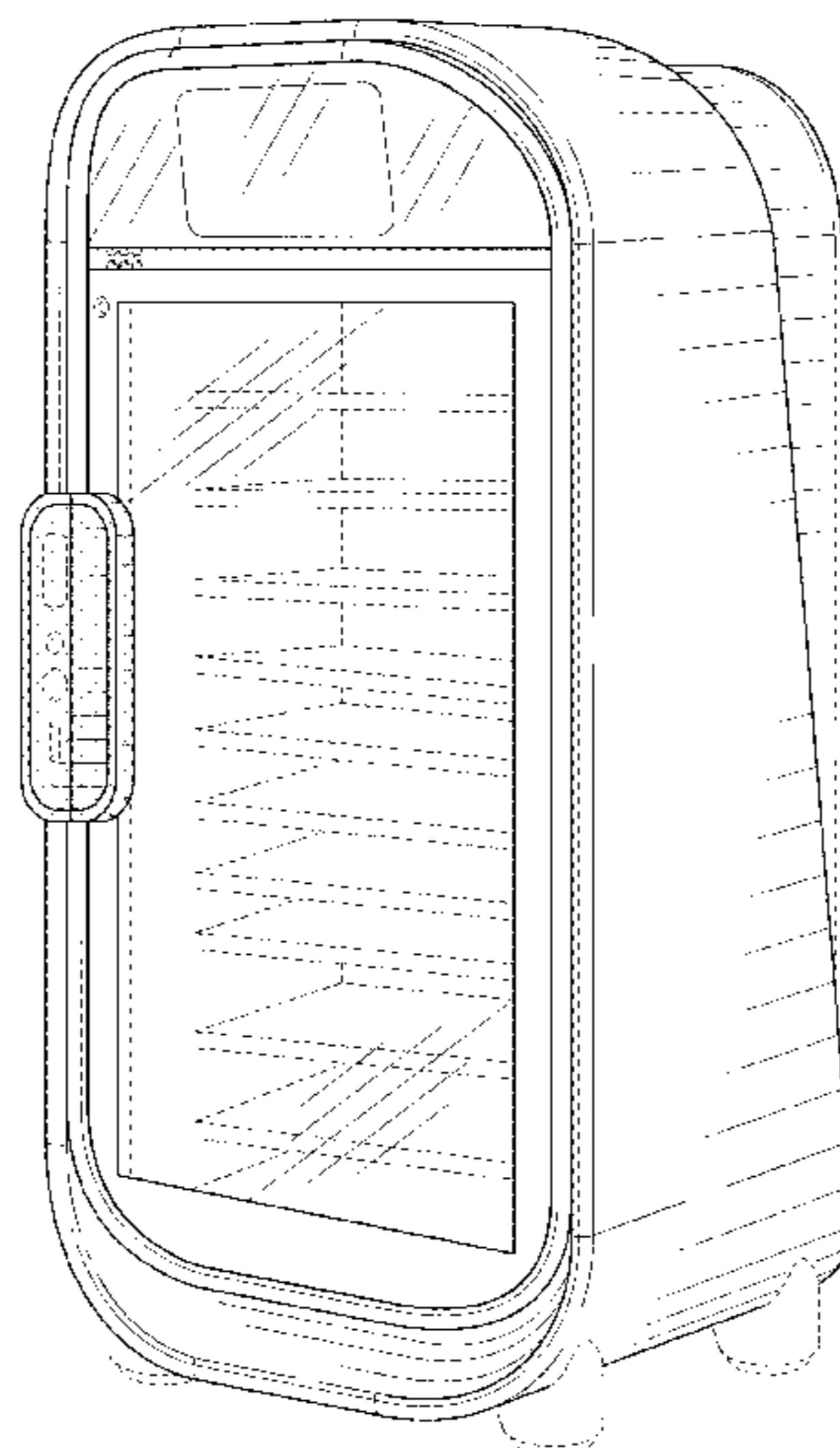
(56) **References Cited**

**U.S. PATENT DOCUMENTS**

4,866,661 A 9/1989 de Prins  
5,671,362 A 9/1997 Cowe et al.  
5,728,999 A 3/1998 Teicher  
5,963,452 A 10/1999 Etoh et al.  
6,317,649 B1 11/2001 Tedesco et al.  
6,695,166 B2 2/2004 Long  
D511,176 S \* 11/2005 Howell ..... D15/81  
7,516,848 B1 4/2009 Shakes et al.  
D620,050 S \* 7/2010 Hultzman ..... D20/2  
7,780,081 B1 8/2010 Liang  
D647,113 S \* 10/2011 Howell ..... D15/81  
8,191,779 B2 6/2012 Illingworth et al.

FIG. 1 is a front right side perspective view of a vending machine, showing our new design;  
FIG. 2 is a front left side perspective view of a vending machine with the door open;  
FIG. 3 is a front elevation view of FIG. 1;  
FIG. 4 is a right side elevation view thereof;  
FIG. 5 is a left side elevation view thereof;  
FIG. 6 is a bottom view thereof;  
FIG. 7 is a top view thereof; and,  
FIG. 8 is a rear, perspective view thereof.  
The broken line portion of the figure drawings is included to show portions of the article that forms no part of the claimed design.

**1 Claim, 7 Drawing Sheets**



(56)

References Cited

U.S. PATENT DOCUMENTS

D733,768 S *	7/2015	Resch .....	D15/81	2005/0216120 A1	9/2005	Rosenberg et al.
D736,276 S *	8/2015	Kim .....	D15/89	2006/0070929 A1	4/2006	Fry et al.
9,129,250 B1	9/2015	Sestini et al.		2007/0050271 A1	3/2007	Ufford et al.
9,171,415 B2	10/2015	Adams et al.		2007/0235465 A1	10/2007	Walker et al.
D745,580 S *	12/2015	Miller .....	D15/89	2008/0103939 A1	5/2008	Gibb
D747,367 S *	1/2016	Stolarz .....	D15/81	2009/0119168 A1	5/2009	Otto et al.
D762,741 S *	8/2016	Galiatsis .....	D15/81	2009/0222359 A1	9/2009	Henry
D787,565 S *	5/2017	Broen .....	D15/81	2010/0100236 A1	4/2010	Segal et al.
D794,090 S *	8/2017	Coe Coon .....	D15/81	2011/0130873 A1	6/2011	Yepez et al.
D803,277 S *	11/2017	Stolarz .....	D15/81	2011/0301749 A1	12/2011	Hammonds et al.
10,163,293 B2 *	12/2018	Hammonds et al. ....		2011/0313775 A1	12/2011	Laligand et al.
			G06Q 20/203	2012/0200385 A1	8/2012	Savage et al.
2001/0025883 A1	10/2001	Ichihara et al.		2013/0173435 A1	7/2013	Cozad, Jr.
2002/0038167 A1	3/2002	Chirnomas		2013/0284806 A1	10/2013	Margalit
2002/0087413 A1	7/2002	Mahaffy et al.		2014/0222195 A1	8/2014	Bruck et al.
2002/0113123 A1	8/2002	Otto et al.		2015/0039458 A1	2/2015	Reid
2003/0036985 A1	2/2003	Soderholm		2015/0127496 A1	5/2015	Marathe et al.
2005/0171854 A1	8/2005	Lyon		2015/0279147 A1	10/2015	Illingworth et al.
				2016/0135001 A1	5/2016	Kao
				2017/0148005 A1	5/2017	Murn

\* cited by examiner

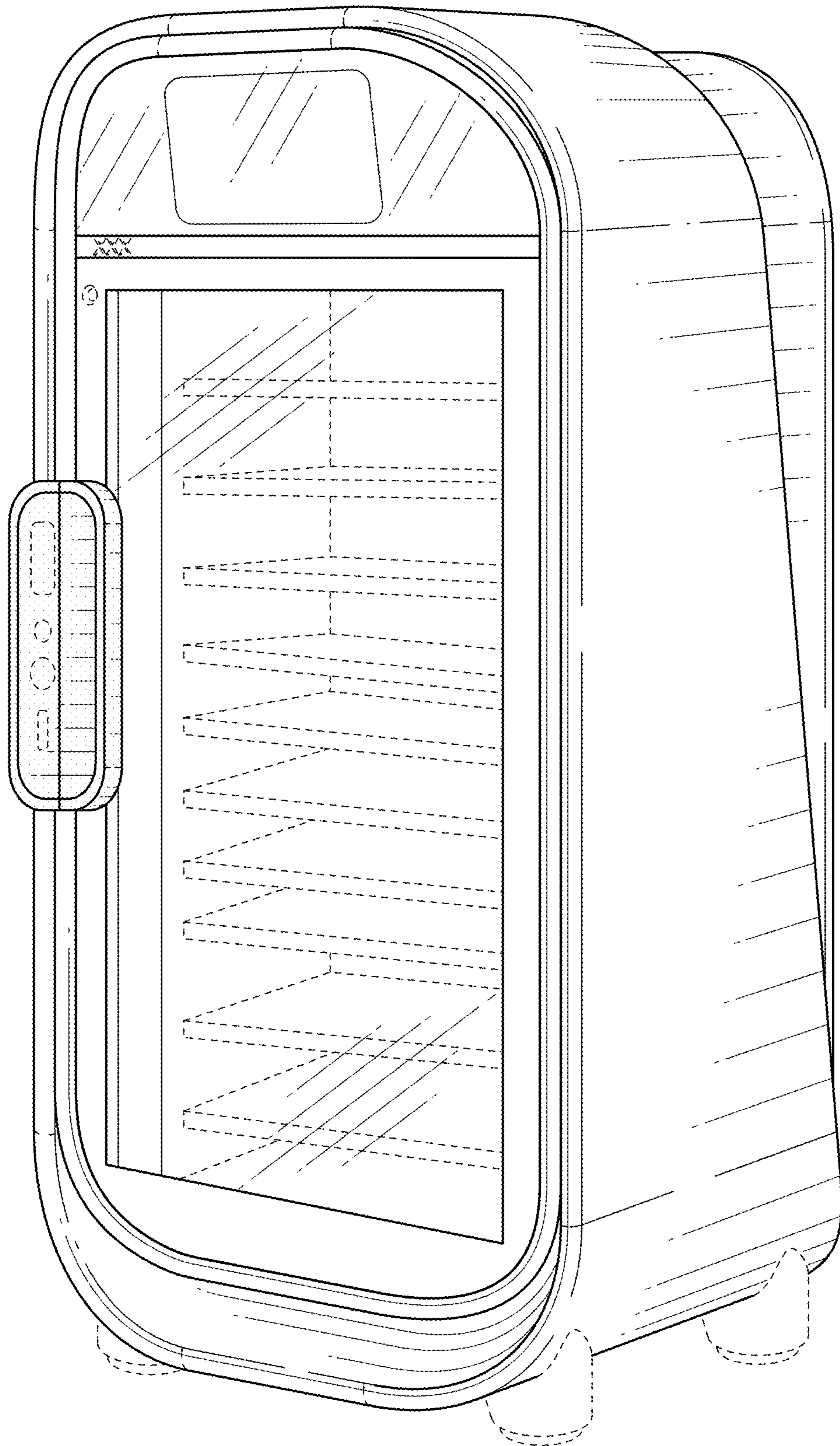


FIG. 1

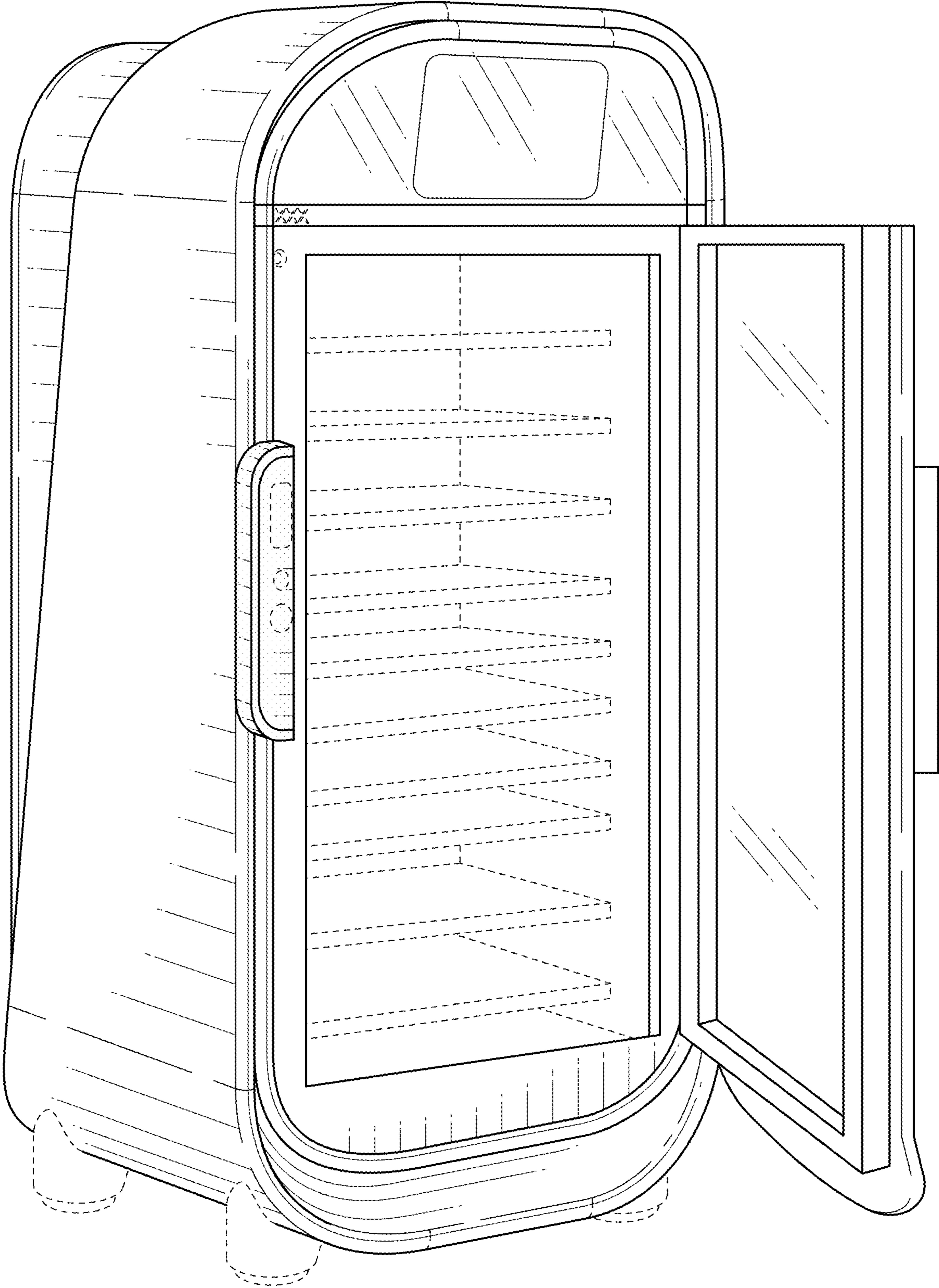


FIG. 2

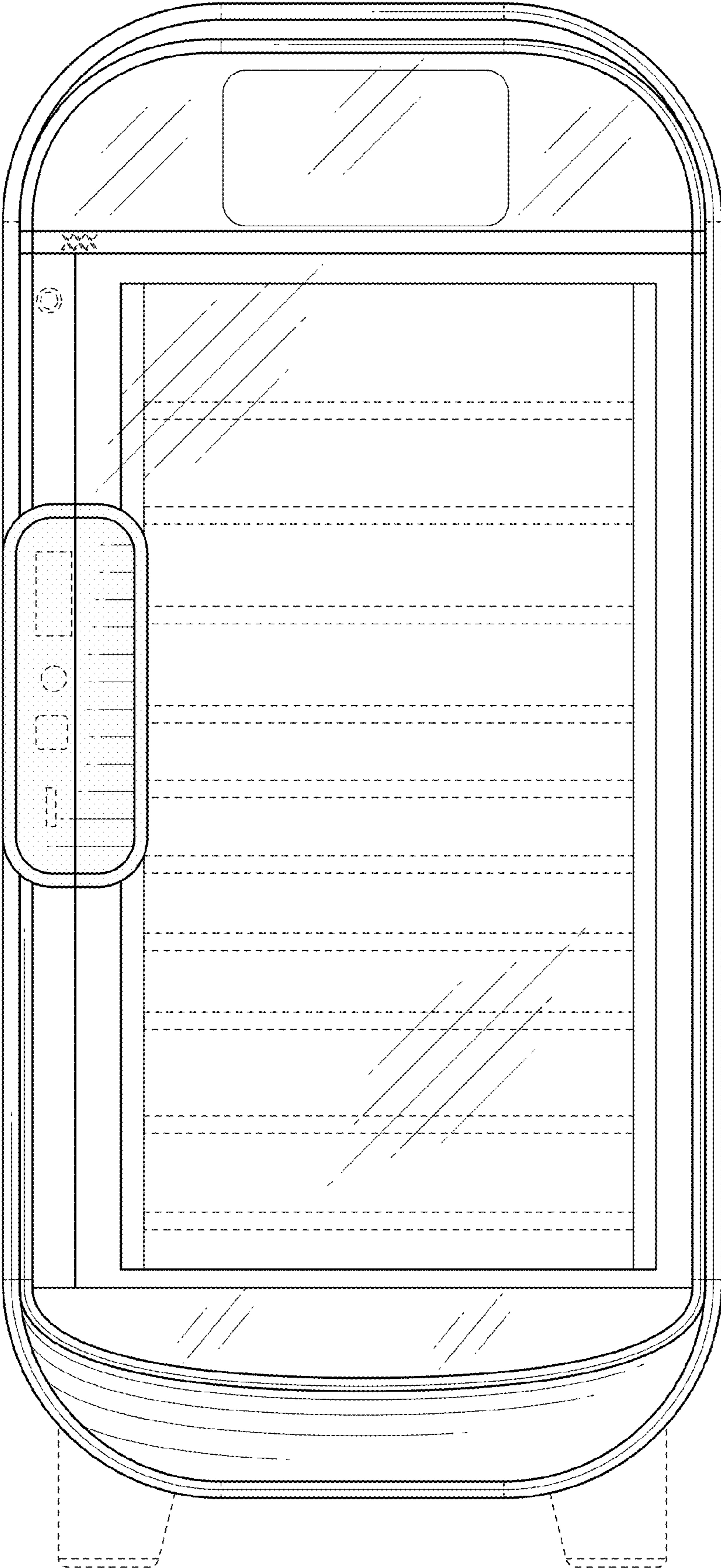


FIG. 3

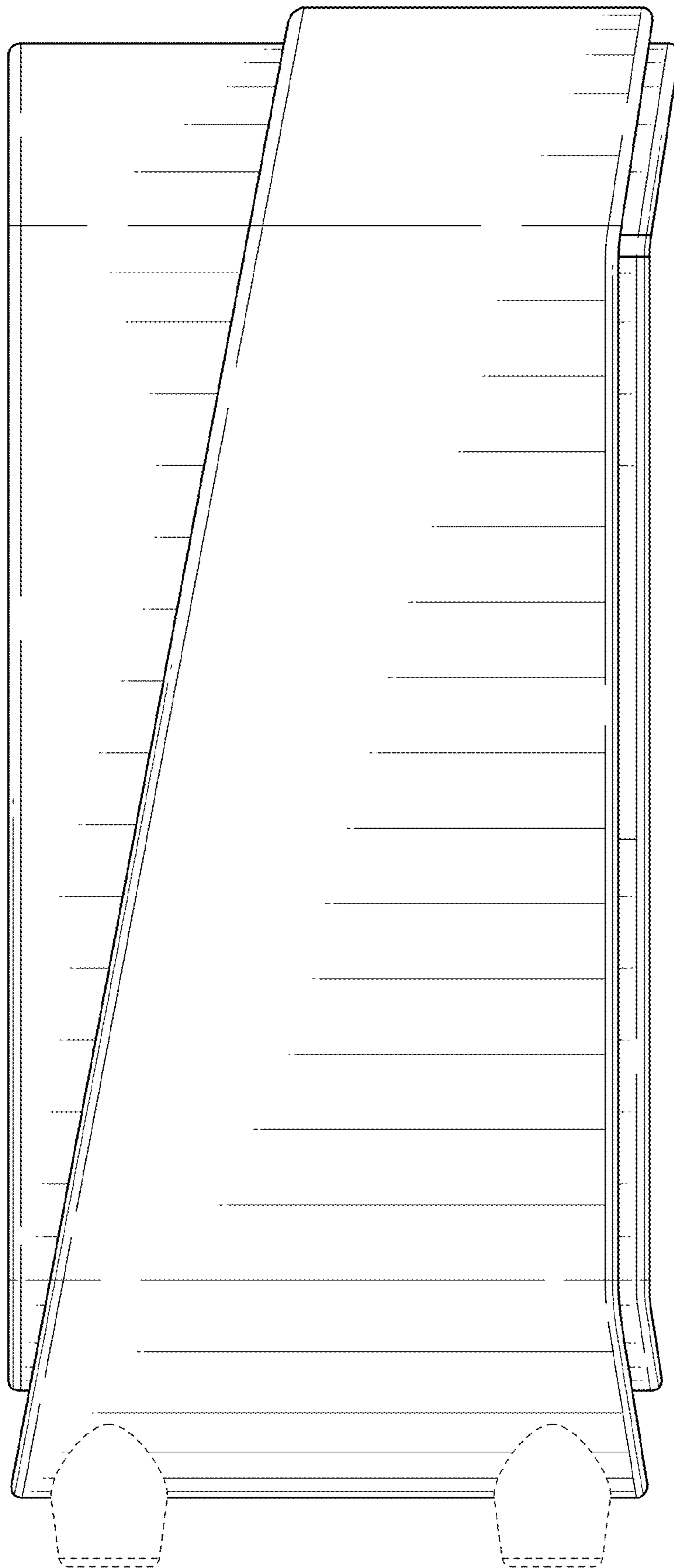


FIG. 4

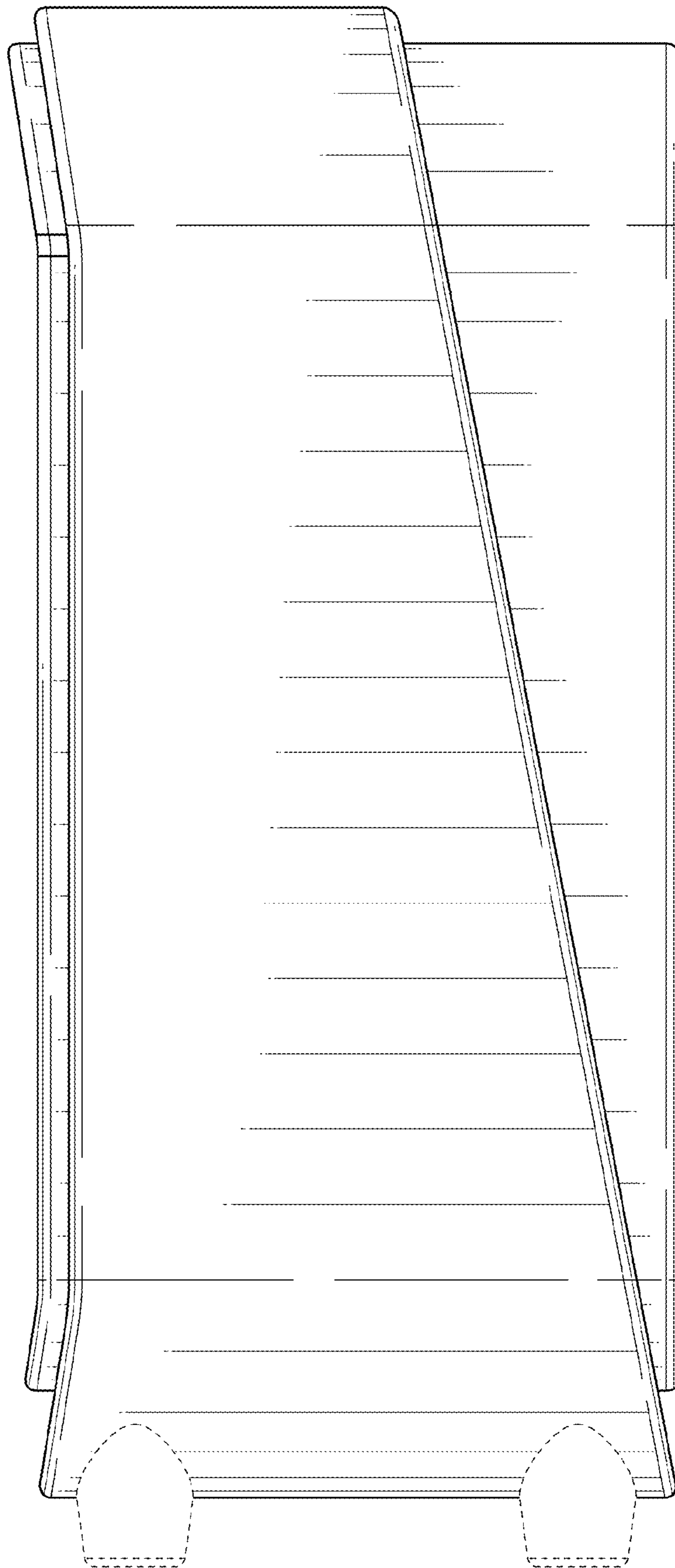


FIG. 5

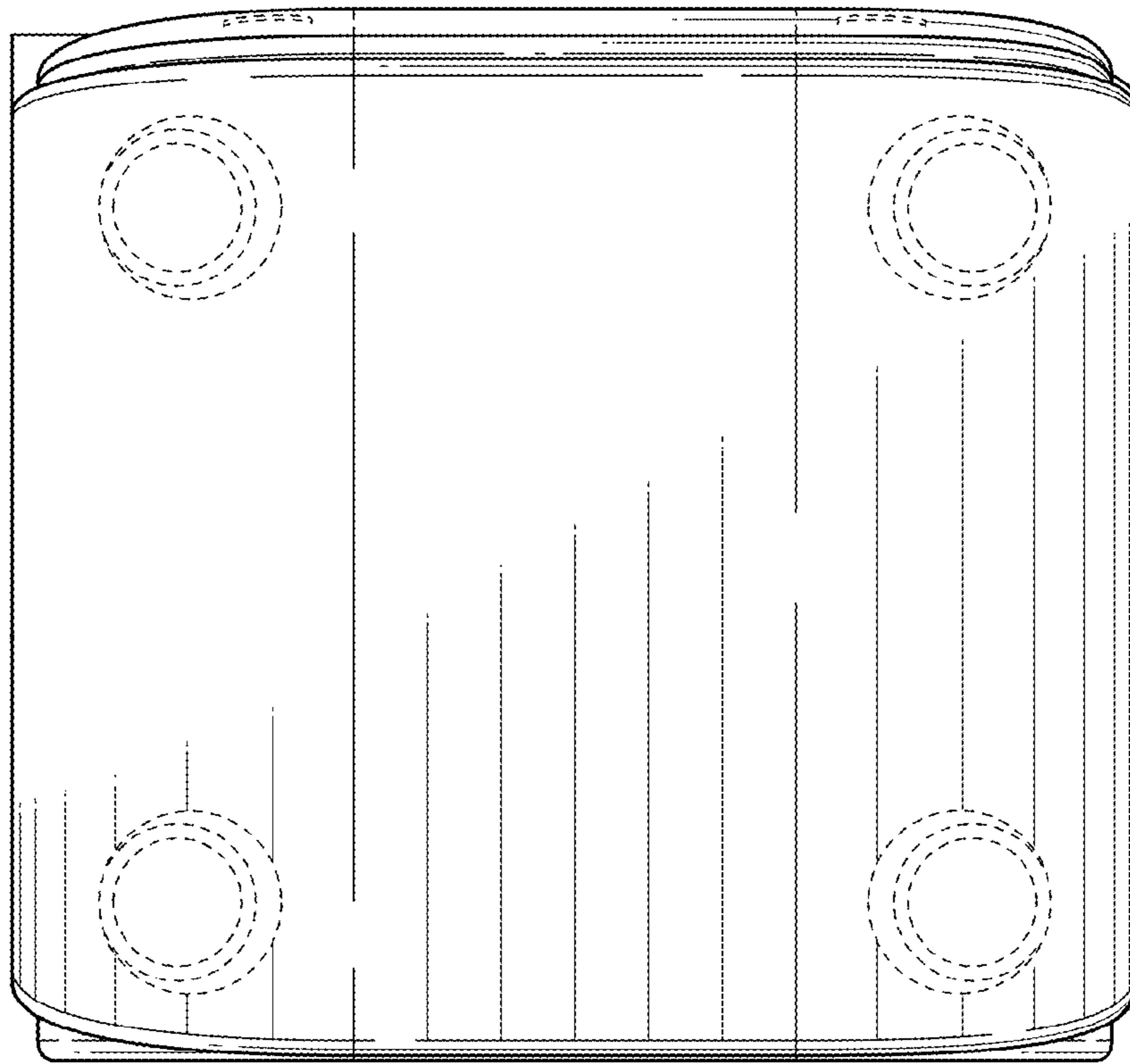


FIG. 6

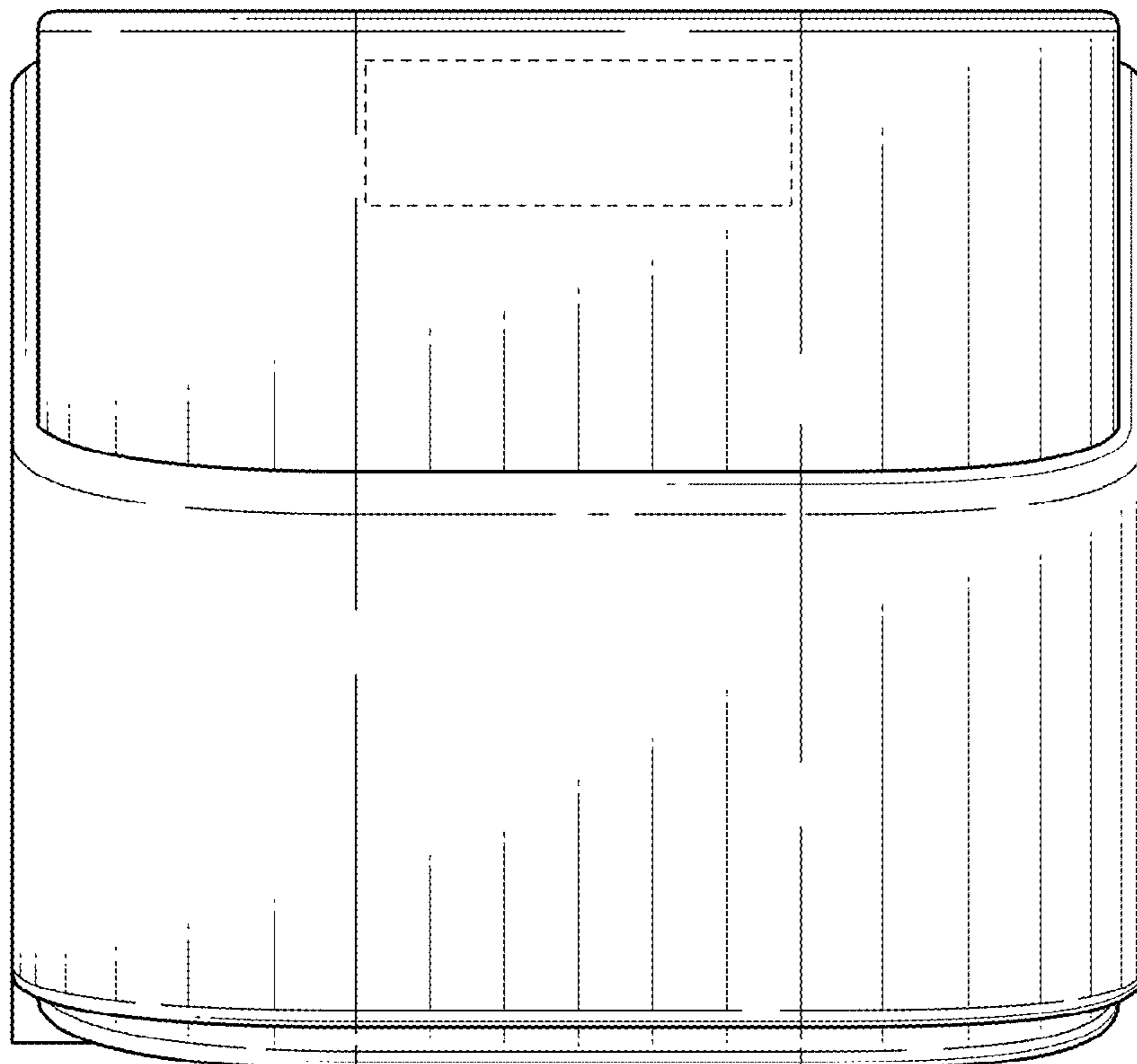


FIG. 7






FIG. 8