

US00D905153S

(12) **United States Design Patent**  
**Hovanky et al.**

(10) **Patent No.:** **US D905,153 S**

(45) **Date of Patent:** **\*\* Dec. 15, 2020**

(54) **3D GLASSES**

(71) Applicant: **Dolby Laboratories Licensing Corporation**, San Francisco, CA (US)

(72) Inventors: **Thao D. Hovanky**, San Francisco, CA (US); **Wilson Heaton Allen**, Mill Valley, CA (US)

(73) Assignee: **DOLBY LABORATORIES LICENSING CORPORATION**, San Francisco, CA (US)

(\*\*) Term: **15 Years**

(21) Appl. No.: **29/701,670**

(22) Filed: **Aug. 13, 2019**

**Related U.S. Application Data**

(63) Continuation of application No. 29/671,040, filed on Nov. 21, 2018, now Pat. No. Des. 856,409, which is a continuation of application No. 29/600,483, filed on Apr. 12, 2017, now Pat. No. Des. 835,707.

(51) **LOC (12) Cl.** ..... **16-06**

(52) **U.S. Cl.**  
USPC ..... **D16/326**

(58) **Field of Classification Search**  
USPC ..... D16/100–101, 300–329, 330, 332–342;  
D29/106, 107, 110  
CPC ... G02C 1/02; G02C 1/04; G02C 5/12; G02B  
2027/0178; H04N 13/332  
See application file for complete search history.

(56) **References Cited**

**U.S. PATENT DOCUMENTS**

D461,486 S 8/2002 Katagiri et al.  
D497,379 S \* 10/2004 Tran ..... D16/101  
D548,268 S 8/2007 Yee  
D603,445 S 11/2009 Carlow et al.

D628,616 S \* 12/2010 Yuan ..... D16/306  
D639,332 S 6/2011 Basler et al.  
D645,498 S 9/2011 Seo et al.  
D645,500 S 9/2011 Seo et al.  
D647,948 S 11/2011 Arnaud  
D658,701 S 5/2012 Inuma et al.  
D665,838 S 8/2012 Kim et al.  
D667,482 S 9/2012 Healy et al.  
8,297,750 B2 10/2012 Wang  
D695,333 S 12/2013 Farnam et al.  
D704,248 S 5/2014 DiChiara  
RE45,394 E 3/2015 Carlow et al.  
9,232,274 B2 1/2016 Meuninck et al.  
9,766,479 B2 9/2017 Healy et al.  
D802,048 S 11/2017 Lundberg  
D810,182 S 2/2018 Porter et al.  
D835,707 S 12/2018 Hovanky et al.  
D842,369 S 3/2019 Orzel et al.

(Continued)

*Primary Examiner* — Cathron C Brooks

*Assistant Examiner* — Sharon S Oum

(74) *Attorney, Agent, or Firm* — McAndrews, Held & Malloy, Ltd.

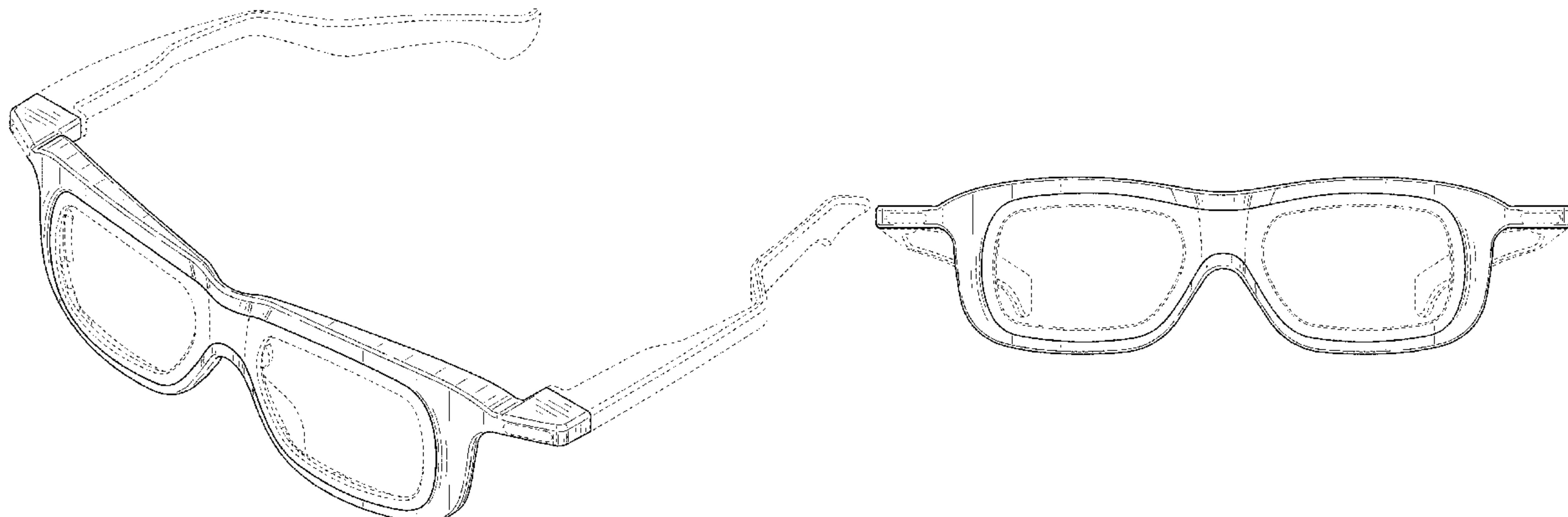
(57) **CLAIM**

The ornamental design for 3D glasses, as shown and described.

**DESCRIPTION**

FIG. 1 is a front perspective view of 3D glasses showing our new design;  
FIG. 2 is a front view thereof;  
FIG. 3 is a rear view thereof;  
FIG. 4 is a right side view thereof;  
FIG. 5 is a left side view thereof;  
FIG. 6 is a top view thereof;  
FIG. 7 is a bottom view thereof; and,  
FIG. 8 is a rear perspective view thereof.  
The dashed broken lines in the figures illustrate portions of the 3D glasses that form no part of the claimed design.

**1 Claim, 5 Drawing Sheets**



(56)

**References Cited**

U.S. PATENT DOCUMENTS

D856,409 S \* 8/2019 Hovanky ..... 16/326  
D872,793 S \* 1/2020 Gorny ..... D16/326  
2012/0224260 A1\* 9/2012 Healy ..... G02C 7/16  
359/464

\* cited by examiner

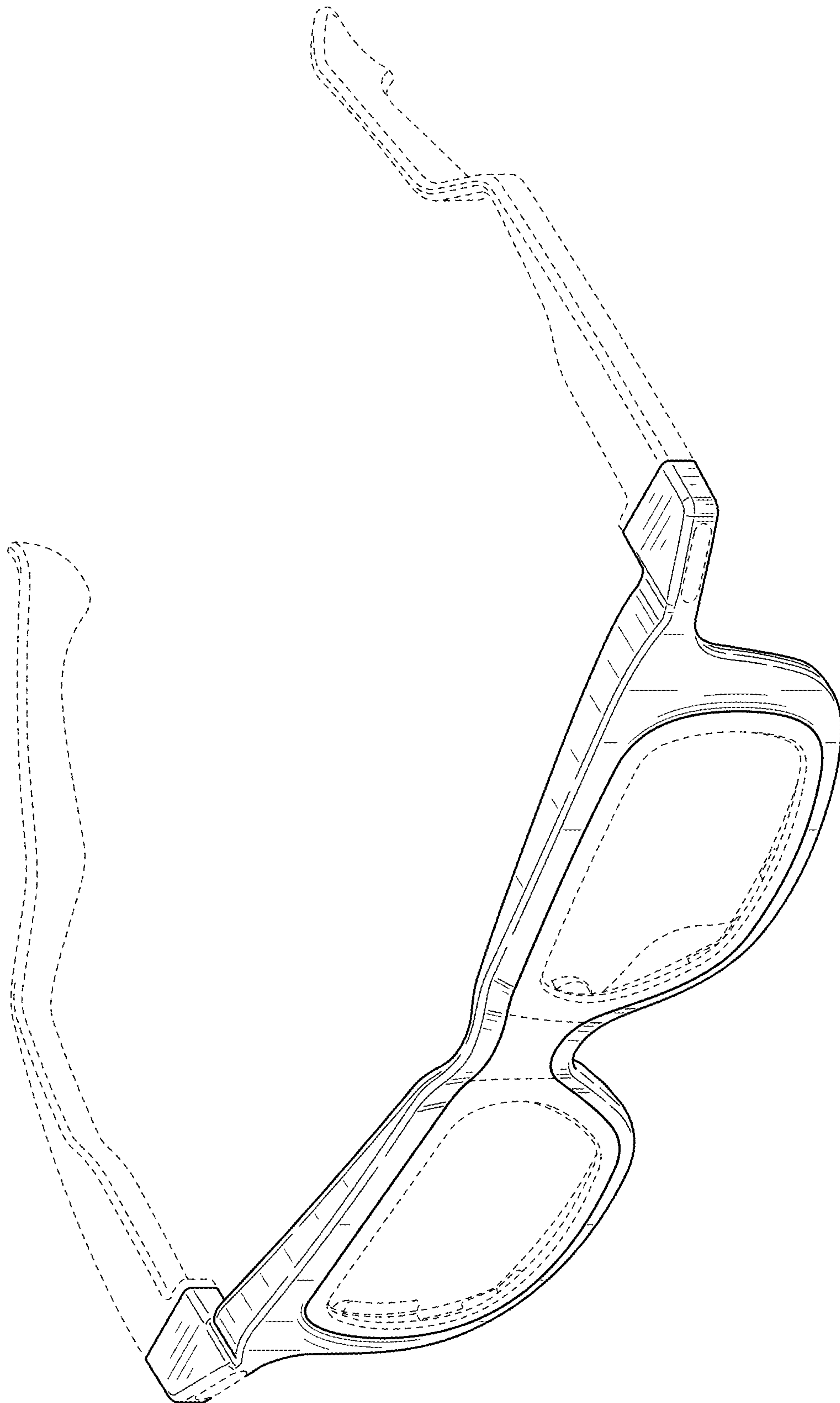


FIG. 1

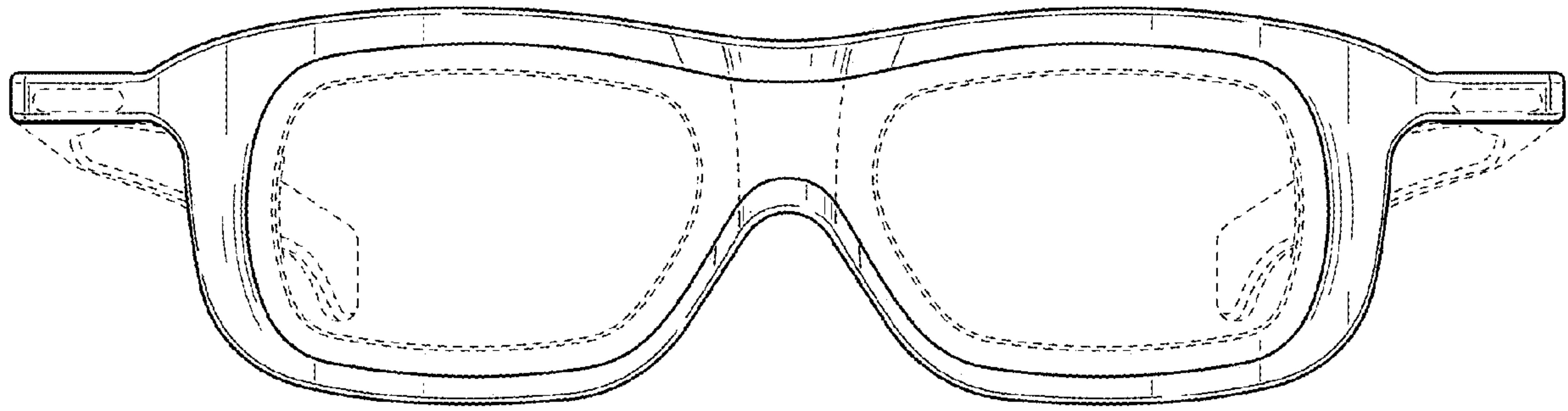


FIG. 2

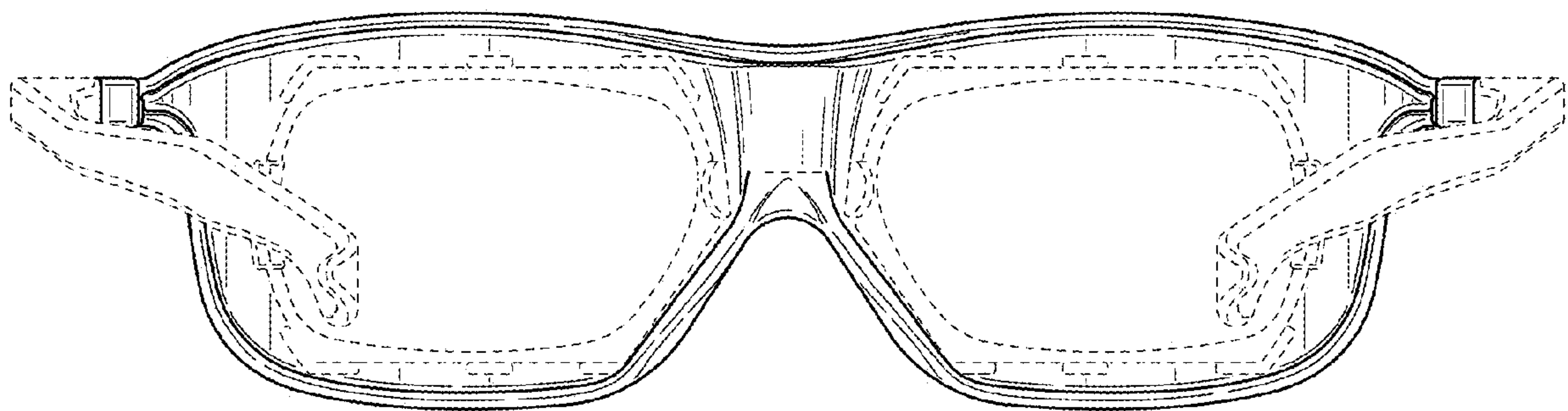


FIG. 3

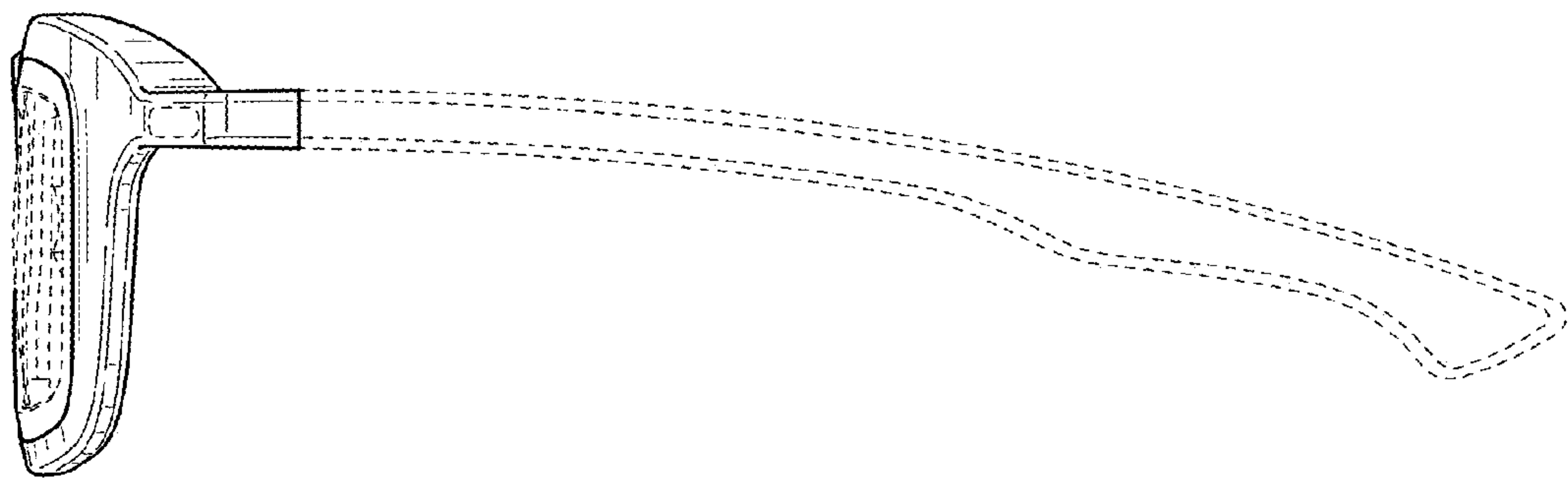


FIG. 4

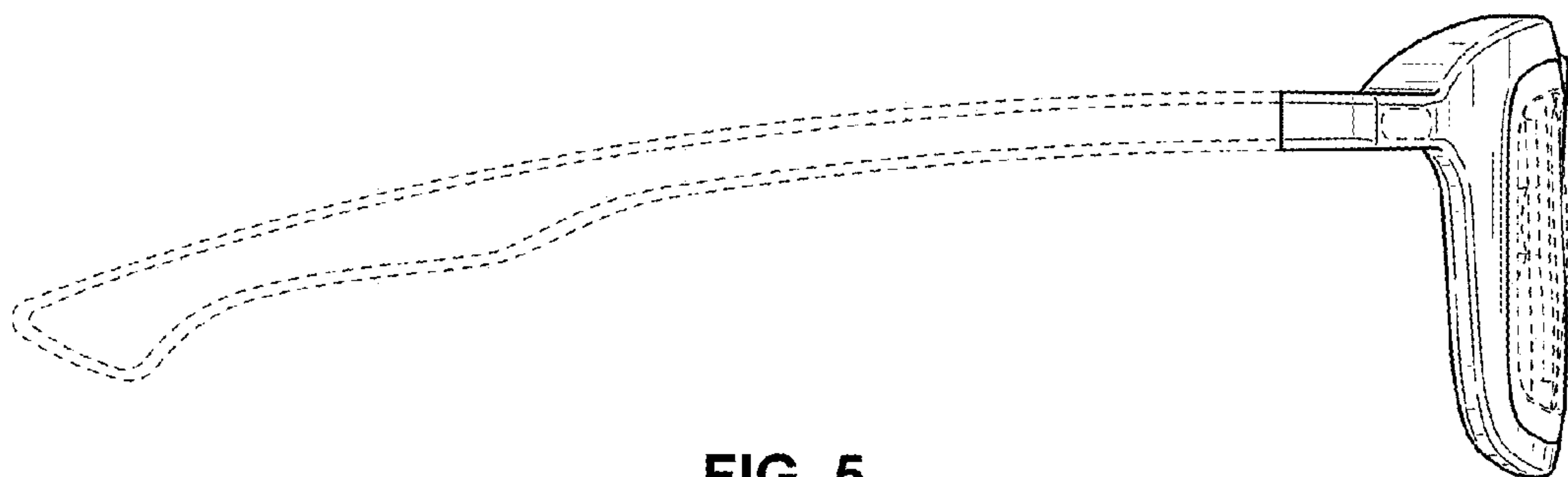


FIG. 5

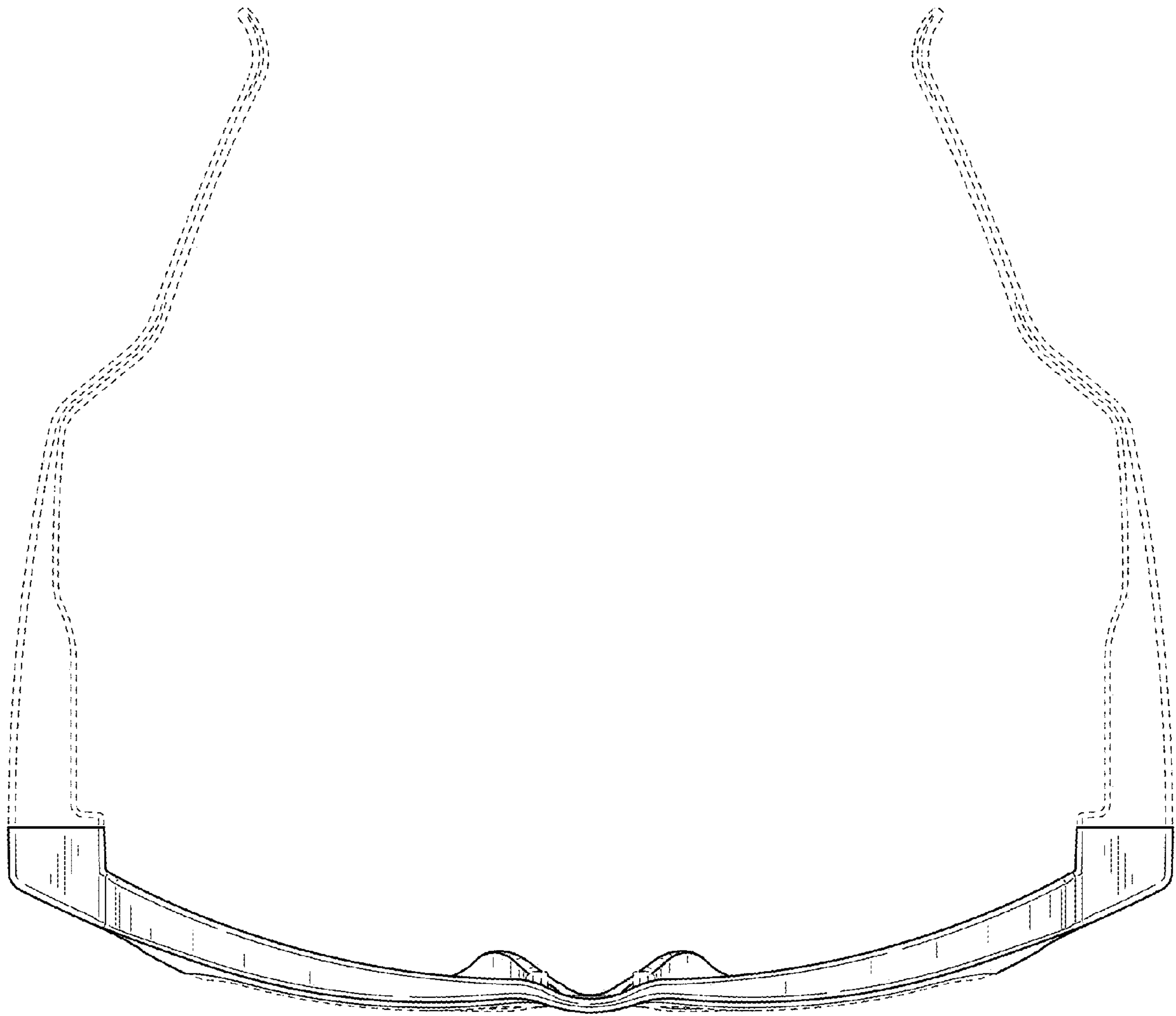


FIG. 6



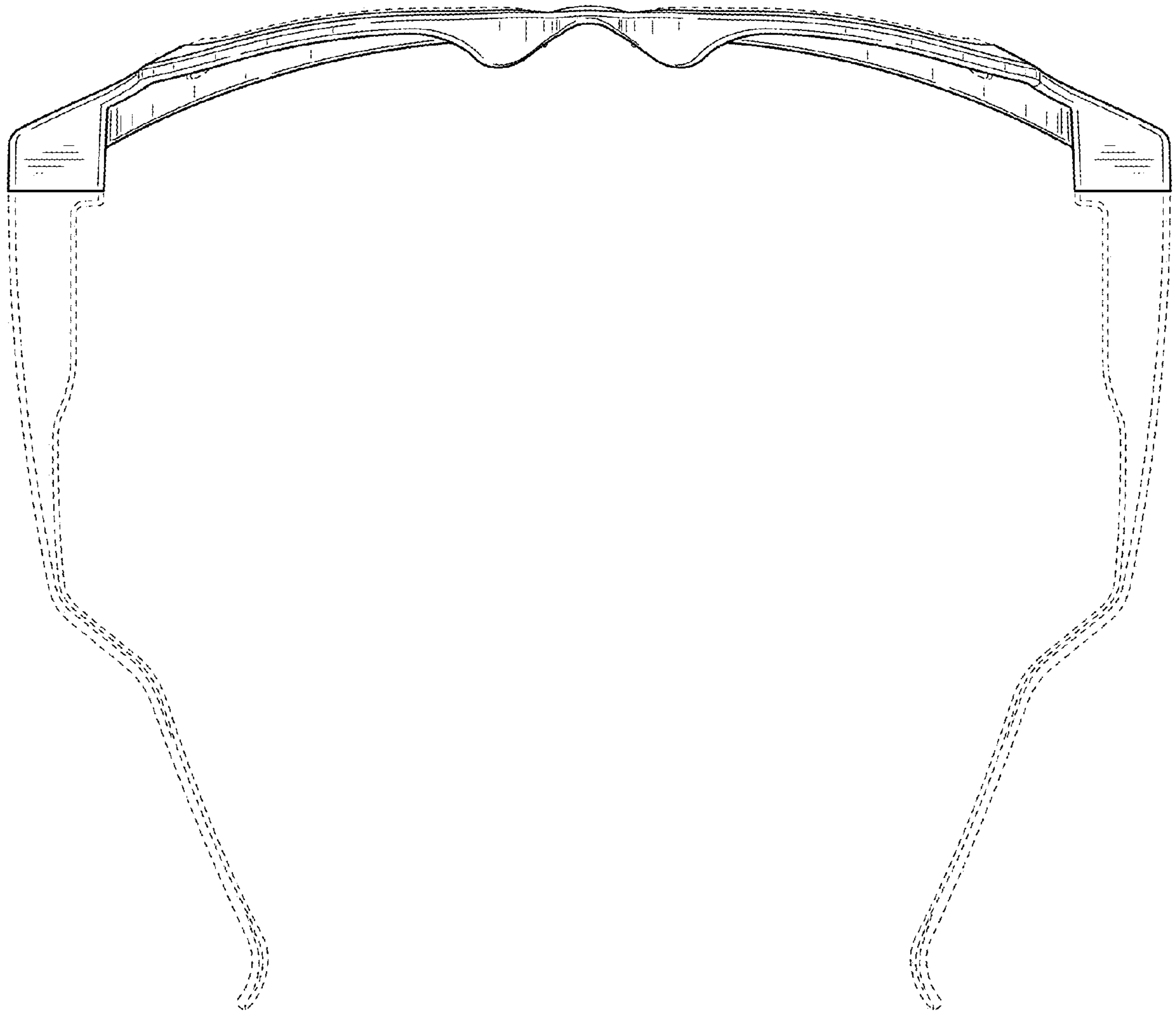


FIG. 7

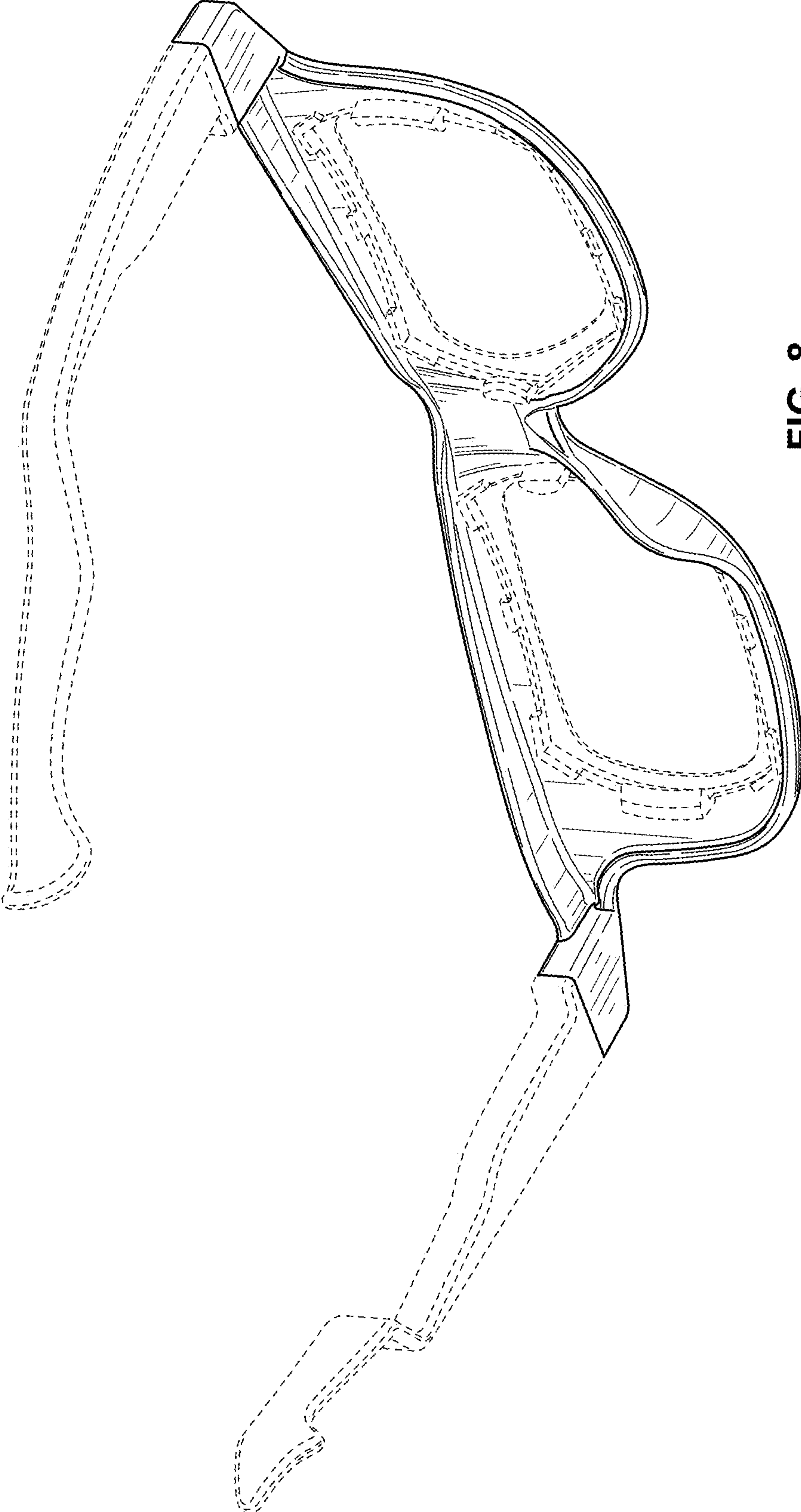


FIG. 8