



US00D905148S

(12) **United States Design Patent** (10) **Patent No.:** **US D905,148 S**
Sjögren et al. (45) **Date of Patent:** **** Dec. 15, 2020**

(54) **BODY-WORN CAMERA**

(71) Applicant: **Axis AB**, Lund (SE)

(72) Inventors: **Jonas Sjögren**, Lund (SE); **Mathias Walter**, Lund (SE); **Newer Wu**, Shanghai (CN); **Leo Leng**, Shanghai (CN)

(73) Assignee: **AXIS AB**, Lund (SE)

(**) Term: **15 Years**

(21) Appl. No.: **29/702,261**

(22) Filed: **Aug. 18, 2019**

(30) **Foreign Application Priority Data**

Feb. 27, 2019 (EM) 006269148

(51) **LOC (12) Cl.** **16-01**

(52) **U.S. Cl.**
USPC **D16/218**

(58) **Field of Classification Search**
USPC D16/200, 202-205, 208, 218, 219;
D14/125, 496, 507; 348/373-376;
396/535, 539-541

CPC G03B 15/03; G03B 17/02; G03B 17/04;
G03B 17/56; G03B 19/04; H04N 5/2251;
H04N 5/2252; H04N 5/2253; H04N
5/2254; H04N 2101/00

See application file for complete search history.

(56) **References Cited**

U.S. PATENT DOCUMENTS

6,950,142 B2 * 9/2005 Soumi H04N 5/232
348/375
D616,901 S * 6/2010 Ward D14/507
D638,458 S * 5/2011 Miyamori D16/202
D641,771 S * 7/2011 Sasaki D16/202
D725,691 S * 3/2015 De Rosa D16/202
D729,295 S * 5/2015 Onruang D16/202

D747,379 S * 1/2016 Onruang D16/202
D754,767 S * 4/2016 Sandy D16/202
D755,272 S * 5/2016 Patulski D16/202
D794,695 S * 8/2017 Zhang D16/218
D797,836 S * 9/2017 Li D16/218
D802,644 S * 11/2017 Lee D16/202
D818,513 S * 5/2018 Girotti D16/202

(Continued)

FOREIGN PATENT DOCUMENTS

TW D147512 6/2012
TW D164142 11/2014

(Continued)

OTHER PUBLICATIONS

Taiwanese Search Report for Design Patent Application No. 108305146,
dated Apr. 20, 2020, 4 pages.

(Continued)

Primary Examiner — Ramzi S Almatrahi

(74) *Attorney, Agent, or Firm* — Tucker Ellis LLP

(57) **CLAIM**

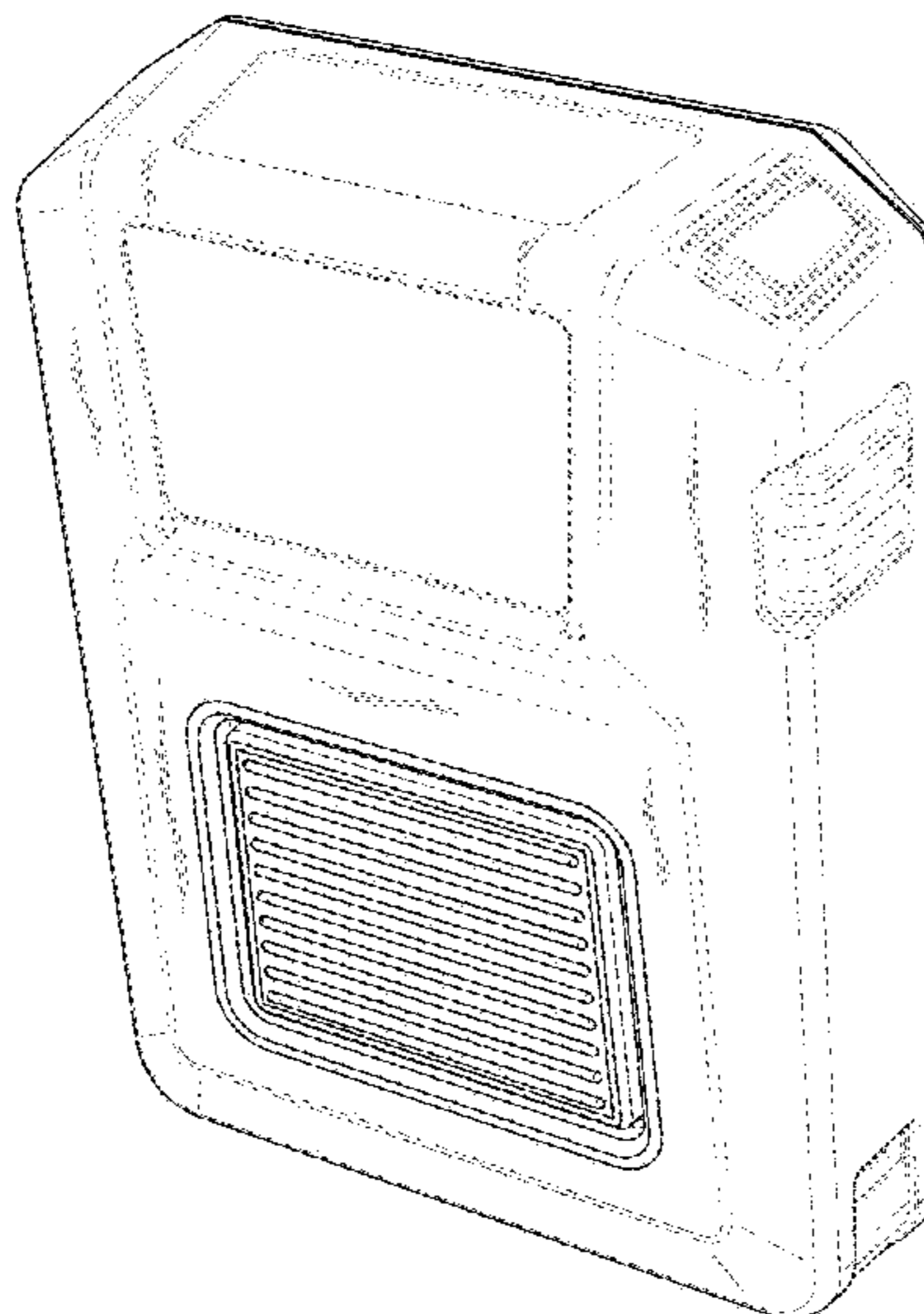
The ornamental design for a body-worn camera, as shown
and described.

DESCRIPTION

FIG. 1 is a top, front and left side perspective view of a
body-worn camera showing our new design;
FIG. 2 is a front view thereof;
FIG. 3 is a rear view thereof;
FIG. 4 is a left side view thereof;
FIG. 5 is a right side view thereof;
FIG. 6 is a top view thereof; and,
FIG. 7 is a bottom view thereof.

The broken lines are for the purpose of illustrating portions
of the body-worn camera and form no part of the claimed
design.

1 Claim, 5 Drawing Sheets



(56)

References Cited

U.S. PATENT DOCUMENTS

D849,078	S	*	5/2019	Girotti	D16/202
D865,844	S	*	11/2019	Jalala	D16/218
D867,427	S	*	11/2019	Bai	D16/210
D868,132	S	*	11/2019	Lee	D16/218
D876,518	S	*	2/2020	Tran	D16/218
D887,478	S	*	6/2020	Brickner	D16/218
2013/0038728	A1	*	2/2013	Kim	H04N 5/2256 348/143

FOREIGN PATENT DOCUMENTS

TW	D187832	1/2018
TW	D188901	3/2018
TW	D192869	9/2018
TW	D192870	9/2018
TW	D194470	12/2018

OTHER PUBLICATIONS

Axon Body 3: The Power to See Truth in the Moment, Copyright 2018, 2 pages.

Axon Body 3: The Connected Camera is Here, 2018, 1 page.

* cited by examiner

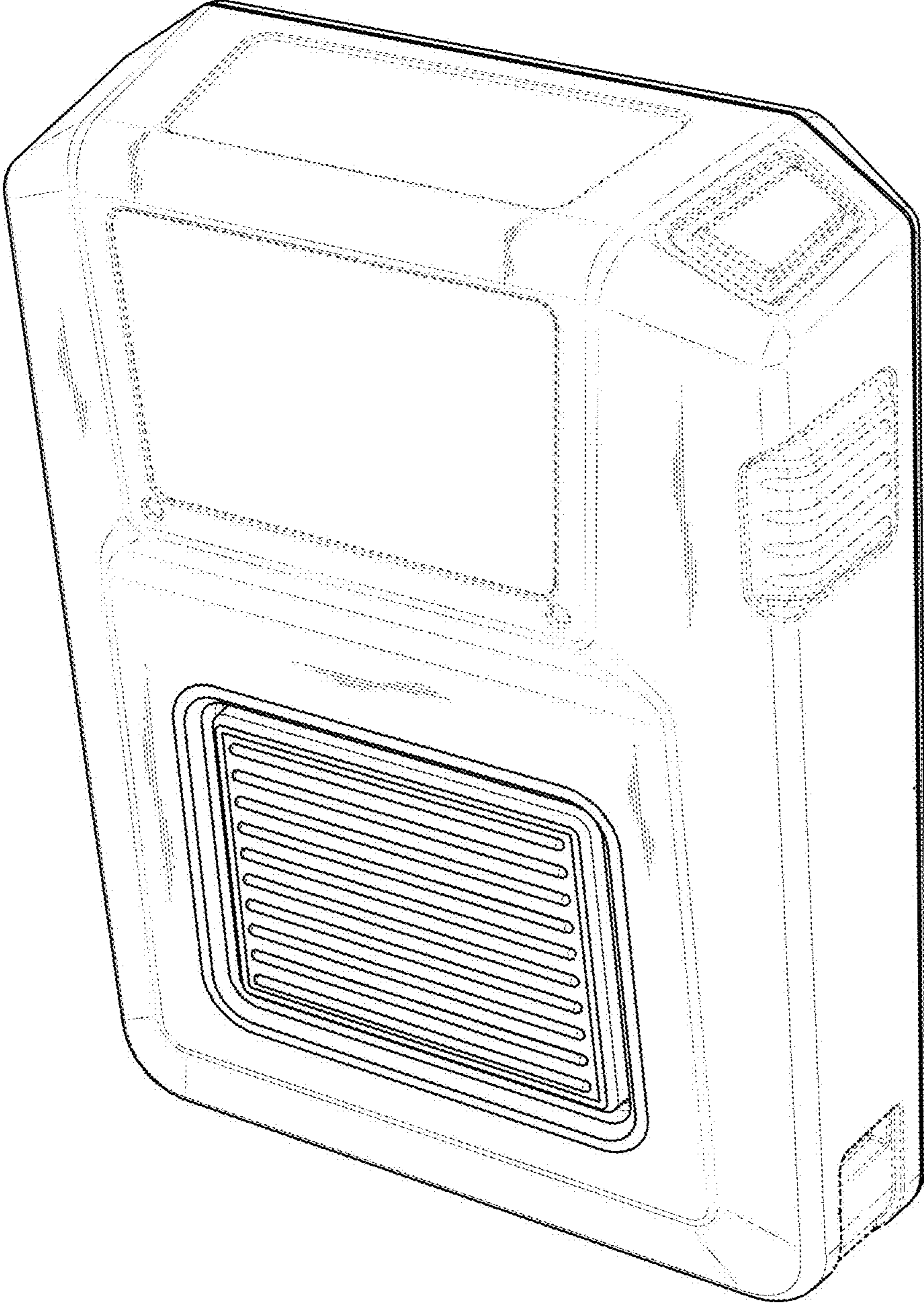


FIG. 1

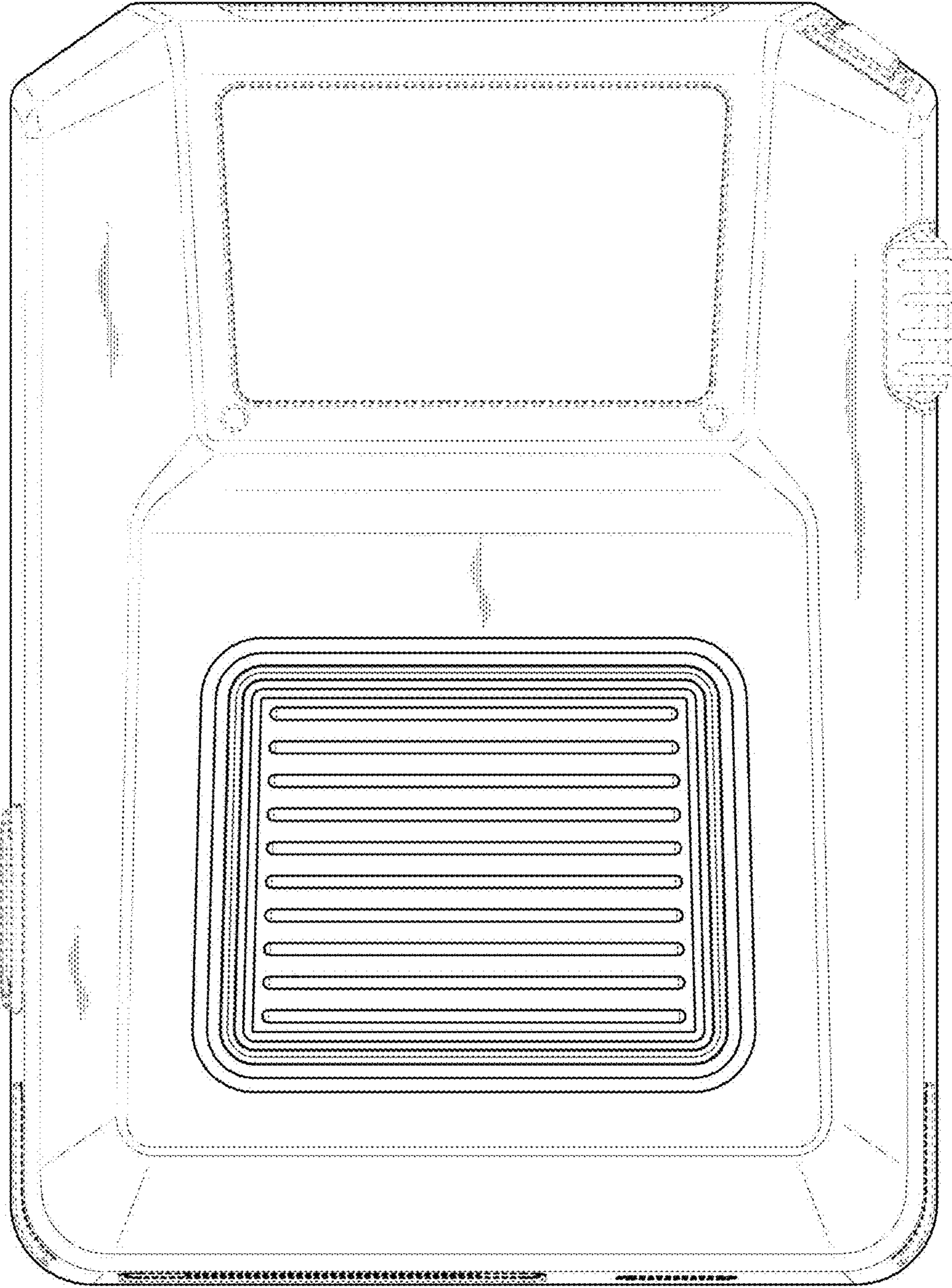


FIG. 2

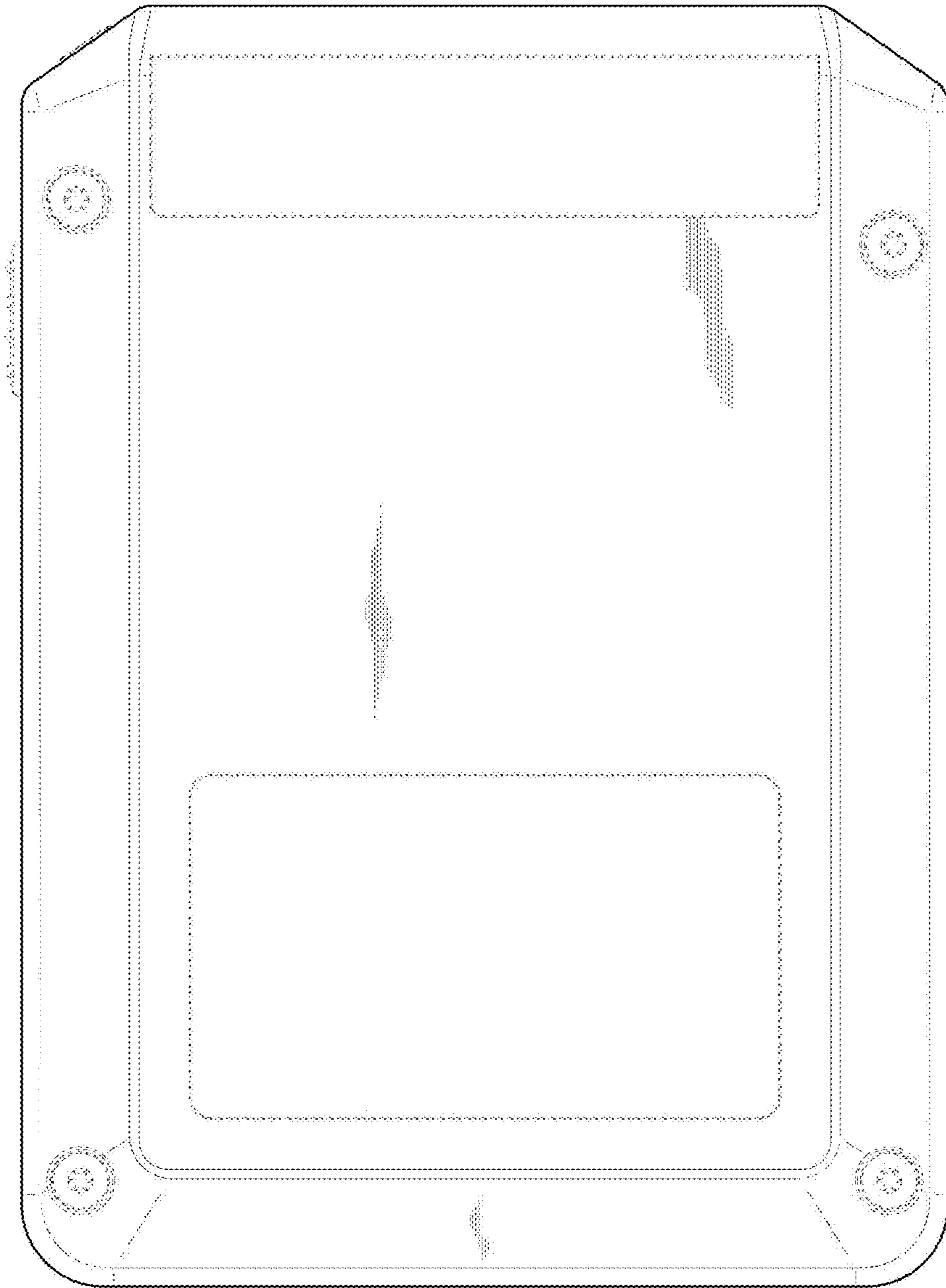


FIG. 3

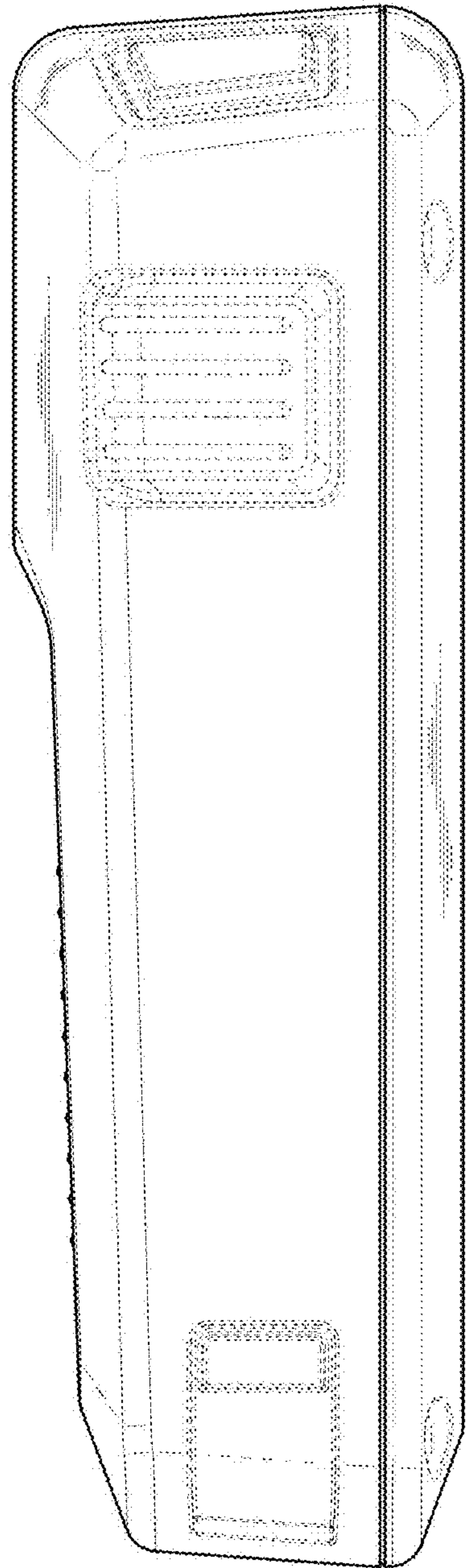


FIG. 4

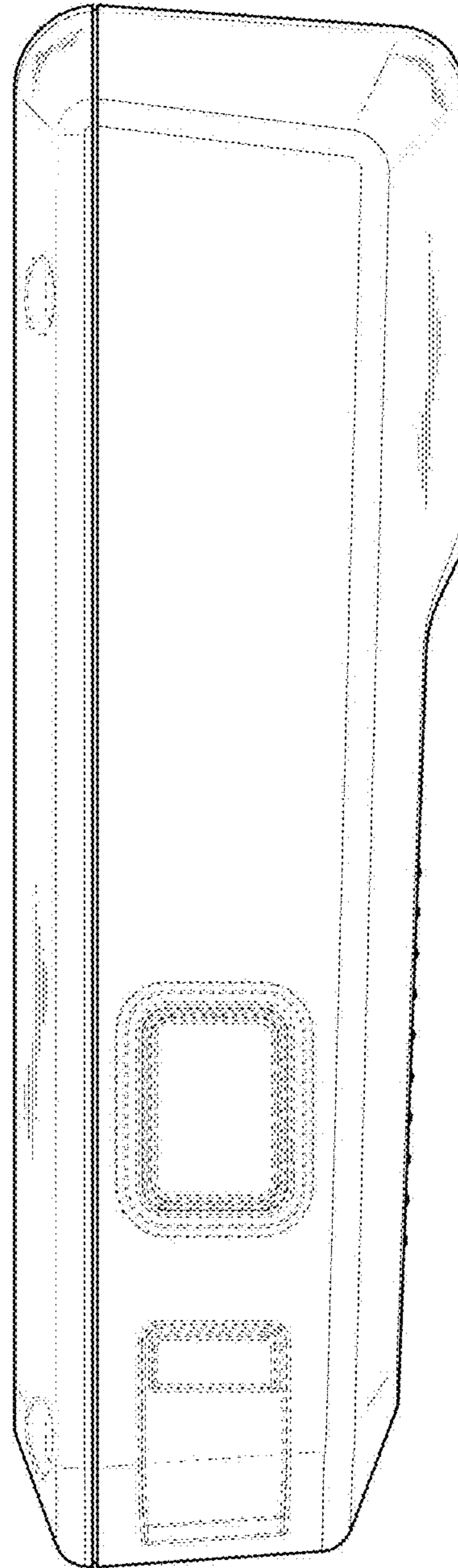


FIG. 5

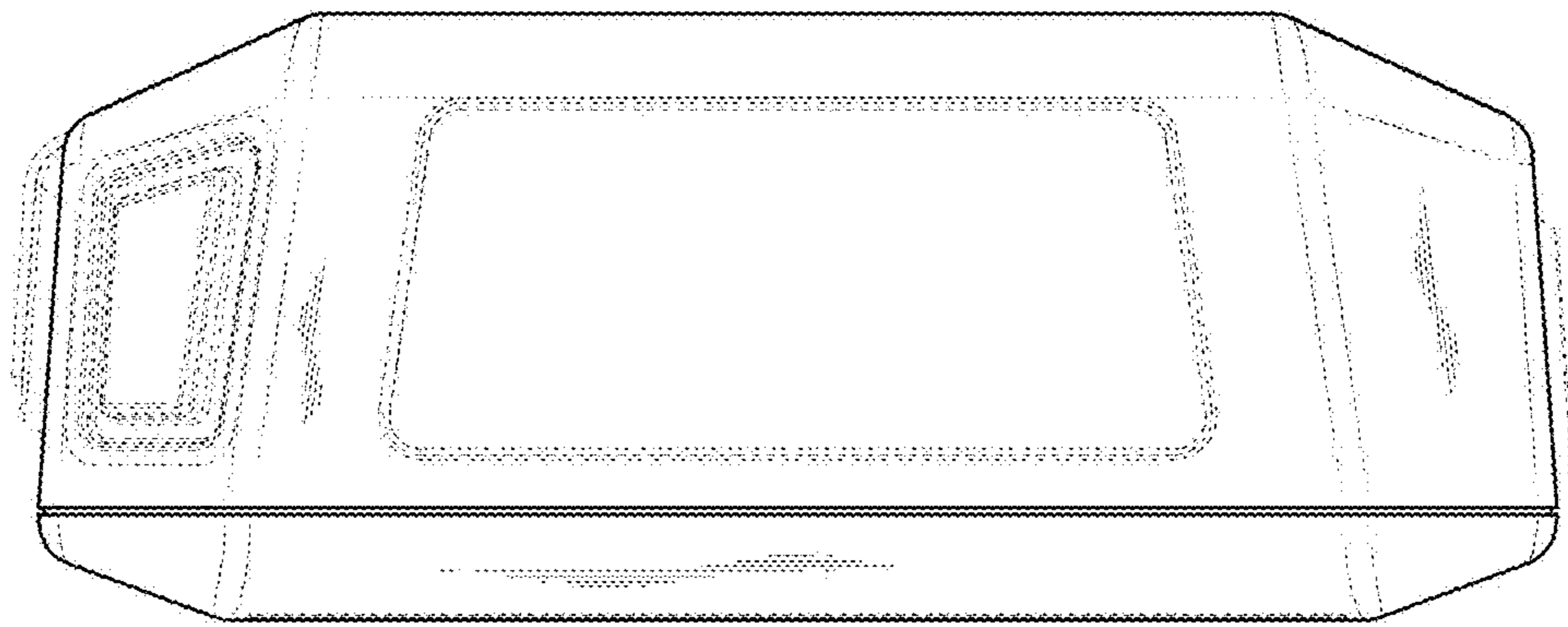


FIG. 6

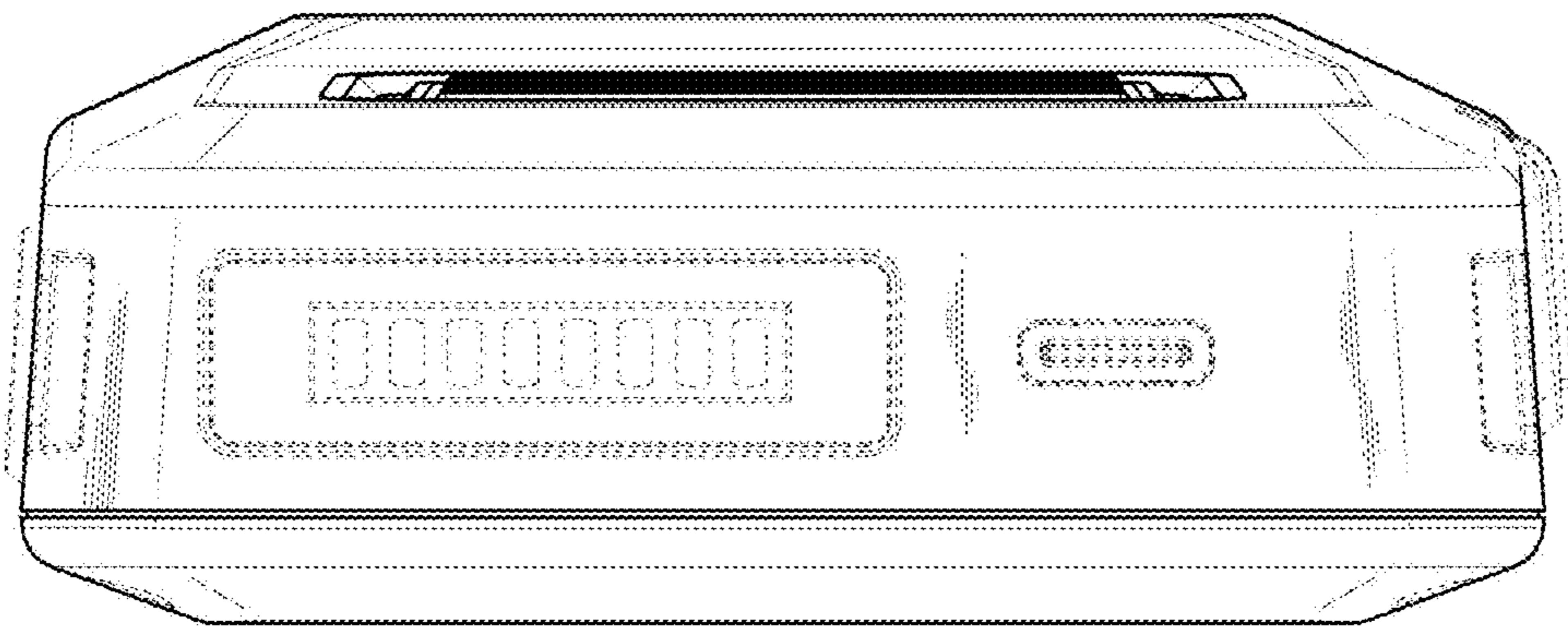


FIG. 7