



US00D905138S

(12) **United States Design Patent** (10) **Patent No.:** **US D905,138 S**
Consentino et al. (45) **Date of Patent:** **** Dec. 15, 2020**

(54) **PALLET CHANGER**

(71) Applicant: **System 3R International AB,**
Vällingby (SE)

(72) Inventors: **Silvio Consentino,** Vinovo (IT); **Fabio Ferraro,** Ascona (CH)

(**) Term: **15 Years**

(21) Appl. No.: **35/507,241**

(22) Filed: **Feb. 13, 2019**

(80) **Hague Agreement Data**

Int. Filing Date: **Feb. 13, 2019**

Int. Reg. No.: **DM/201228**

Int. Reg. Date: **Feb. 13, 2019**

Int. Reg. Pub. Date: **Aug. 16, 2019**

(51) **LOC (12) Cl.** **15-09**

(52) **U.S. Cl.**

USPC **D15/131**

(58) **Field of Classification Search**

USPC D15/150, 130, 127, 126, 124, 122, 199,
D15/123, 131, 145; D8/57, 53

CPC Y10T 409/30392; Y10T 29/5128; Y10T
74/2193; Y10T 82/10; A21B 1/48; A21B
1/02; B23B 3/06; B23B 3/08; B23B
2215/08; B23B 2231/30; B23B 2231/50;
B23B 2250/04; B23B 2260/088; B23B
2270/205; B23B 29/03435; B23B
31/1173; B23B 31/1175; B23B 31/1177;
B23B 31/16287; B23B 31/266; B23B
31/40; B23B 31/4073; B23B 31/42; B23B
39/02; B23B 41/00; B23B 5/162; B23B
5/163; B23B 5/168; B23C 1/002; B23C
1/06; B23C 1/12; B23C 1/04; B23C 1/20;
B23C 2270/08; B23C 3/00; B23C 3/13;
B23C 3/14; B23C 3/30; B23C 3/007;
B23C 3/122; B23C 5/06; B23C 5/20;
B23C 5/08; B23C 5/26; B23C 2215/085;
B23C 2215/52; B23C 2220/12; B23C
2220/366; B23C 2255/08; B23C 2270/06;

B23C 9/00; B23C 9/005; B23Q 1/01;
B23Q 1/012; B23Q 1/015; B23Q 1/25;
B23Q 1/44; B23Q 1/46; B23Q 1/4852;
B23Q 1/5412; B23Q 1/621; B23Q 1/74;
B23Q 39/024; B23Q 3/15706; B23Q
3/06; B23Q 3/12; B23Q 3/15503; B23Q
3/1552; B23Q 3/15536; B23Q 3/15553;
B23Q 3/15713; B23Q 3/15722; B23Q
3/15724; B23Q 7/047; B23Q 7/00; B23Q
7/043; B23Q 7/10; B23Q 2039/002;
B23Q 2039/004; B23Q 2039/006; B23Q
3/062; B23Q 3/154; B23Q 3/1543; B23Q
3/15733; B23Q 11/001; B23Q 11/0035;
B23Q 11/08; B23Q 11/0883; B23Q
11/0891; B23Q 11/0825; B23Q 11/085;
B23Q 17/007; B23Q 2005/005; B23Q
2220/002; B23Q 2220/006; B23Q
2703/10;

(Continued)

(56) **References Cited**

U.S. PATENT DOCUMENTS

D244,304 S * 5/1977 Hatch D21/811
D246,846 S * 1/1978 Dahlin D15/127

(Continued)

Primary Examiner — Nathaniel D. Buckner


(57) **CLAIM**

The ornamental design for a pallet changer, as shown and described.

DESCRIPTION

- 1. Pallet changer
- 1.1 : Perspective
- 1.2 : Perspective
- 1.3 : Front
- 1.4 : Back
- 1.5 : Left
- 1.6 : Right

(Continued)



The ghosted areas within the broken lines depict portions of the pallet changer that form no part of the claimed design.

1 Claim, 6 Drawing Sheets

(58) Field of Classification Search

CPC B23Q 37/00; B23Q 39/00; B23Q 39/042;
B23Q 5/10; B23Q 5/40; B23Q 9/0021;
B23Q 9/02; B25B 11/002; B24B 23/08;
B24B 9/007; B65D 19/38

See application file for complete search history.

(56) References Cited


U.S. PATENT DOCUMENTS

D249,900 S * 10/1978 Lee D99/28
D278,176 S * 3/1985 Root D25/1
D311,417 S * 10/1990 Kosako D18/38


D333,144 S * 2/1993 Koizumi D15/199
D386,881 S * 11/1997 Dallman D99/28
D405,809 S * 2/1999 Mariotta D15/127
D406,155 S * 2/1999 Mariotta D15/127
D419,165 S * 1/2000 Muller D15/127
D584,322 S * 1/2009 Arisue D15/122
D592,230 S * 5/2009 Hosaka D13/182
D600,726 S * 9/2009 Claassen D15/199
D651,620 S * 1/2012 Schindler D15/122
D678,653 S * 3/2013 Budde D99/28
D680,563 S * 4/2013 Yang D15/122
D688,839 S * 8/2013 Helm D32/1
D696,315 S * 12/2013 Schmid D15/122
D711,947 S * 8/2014 Son D15/199
D711,948 S * 8/2014 Son D15/199
D726,789 S * 4/2015 Schmid D15/122
D745,070 S * 12/2015 Schindler D15/122
D781,357 S * 3/2017 Inaba D15/122
D807,956 S * 1/2018 Brown D18/53
D820,911 S * 6/2018 Larson D20/1
D881,277 S * 4/2020 Bruckner D20/8

* cited by examiner

1.1




1.2




1.3



1.4



1.5



1.6

