



US00D905136S

(12) **United States Design Patent** (10) **Patent No.:** **US D905,136 S**  
**Young** (45) **Date of Patent:** **\*\* Dec. 15, 2020**

- (54) **HAMMERMILL HAMMER**
- (71) Applicant: **BLISS INDUSTRIES, LLC**, Ponca City, OK (US)
- (72) Inventor: **Roger Young**, Rock Falls, IL (US)
- (73) Assignee: **Bliss Industries, LLC**, Ponca City, OK (US)
- (\*\*) Term: **15 Years**
- (21) Appl. No.: **29/725,678**
- (22) Filed: **Feb. 26, 2020**

- 1,433,042 A 10/1922 Sedberry
- 1,444,990 A 2/1923 Wauthier
- 1,630,021 A 5/1927 Lucas
- 1,678,723 A 7/1928 Clement
- 1,693,058 A 11/1928 Shelton
- 1,759,905 A 5/1930 Keith
- (Continued)

**FOREIGN PATENT DOCUMENTS**

- CA 2613956 A1 2/2009
- CA 2720159 A1 5/2011
- (Continued)

**OTHER PUBLICATIONS**

Genesis III, Inc., Hammer Mill Hammers, "Hammer Mill Hammers", <http://h3hammers.com/hammer-mill-parts/hammer-mill-hammers/#forged>, pp. 1-14, accessed on Dec. 7, 2017.

(Continued)

*Primary Examiner* — Patricia A Palasik  
 (74) *Attorney, Agent, or Firm* — McKee, Voorhees & Sease, PLC

(57) **CLAIM**

The ornamental design for a hammermill hammer, as shown and described.

**DESCRIPTION**

FIG. 1 is a top perspective view of a hammermill hammer; FIG. 2 is a bottom perspective view thereof; FIG. 3 is a front elevation view thereof, the rear elevation view being a mirror image of the front elevation view; FIG. 4 is a left side elevation view thereof, the right side elevation view being a mirror image of the left side elevation view; FIG. 5 is a top elevation view thereof; and, FIG. 6 is a bottom elevation view thereof.

**1 Claim, 4 Drawing Sheets**

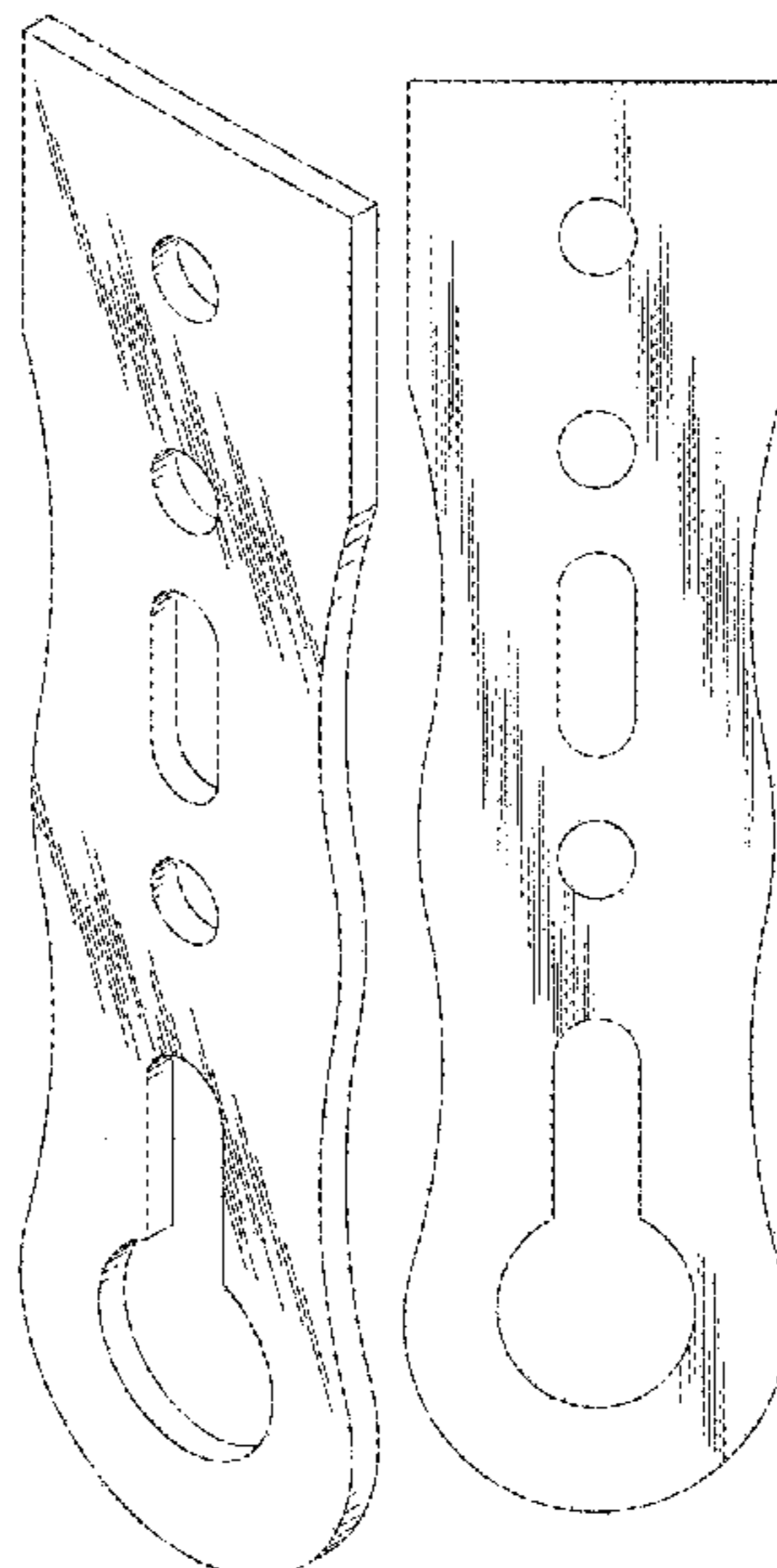
**Related U.S. Application Data**

- (63) Continuation-in-part of application No. 16/267,164, filed on Feb. 4, 2019, now Pat. No. 10,610,870, which is a continuation-in-part of application No. 15/912,056, filed on Mar. 5, 2018, now Pat. No. 10,207,274.
- (51) **LOC (12) Cl.** ..... **15-09**
- (52) **U.S. Cl.**  
USPC ..... **D15/123**
- (58) **Field of Classification Search**  
USPC ..... D15/123, 124, 125, 126, 131  
CPC ..... B02C 13/00; B02C 13/04; B02C 13/28  
See application file for complete search history.

(56) **References Cited**

**U.S. PATENT DOCUMENTS**

- 758,288 A 4/1904 Williams
- 858,772 A 7/1907 Williams
- 906,364 A 12/1908 Backus
- 1,016,979 A 2/1912 Williams
- 1,041,495 A 10/1912 Liggett et al.
- 1,085,692 A 2/1914 Liggett
- 1,266,894 A 5/1918 Williams
- RE14,865 E 5/1920 Plaisted
- RE14,920 E 7/1920 Morse et al.





(56)

**References Cited**

U.S. PATENT DOCUMENTS

2015/0027602 A1 1/2015 Murakami et al.  
2016/0243554 A1 8/2016 Young  
2018/0161778 A1\* 6/2018 Plumb ..... B02C 13/28

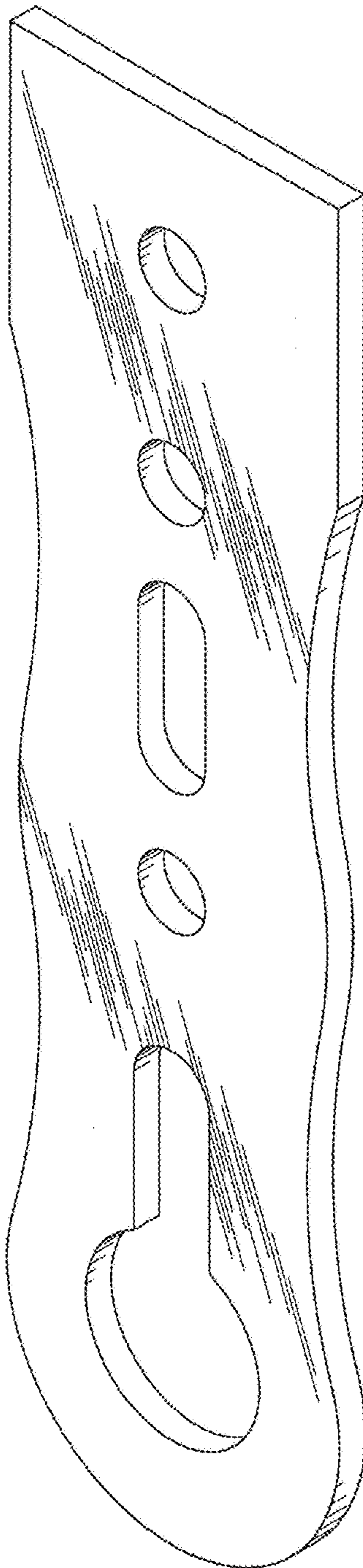
FOREIGN PATENT DOCUMENTS

DE 10215833 A1 11/2003  
EP 1444990 A1 8/2004

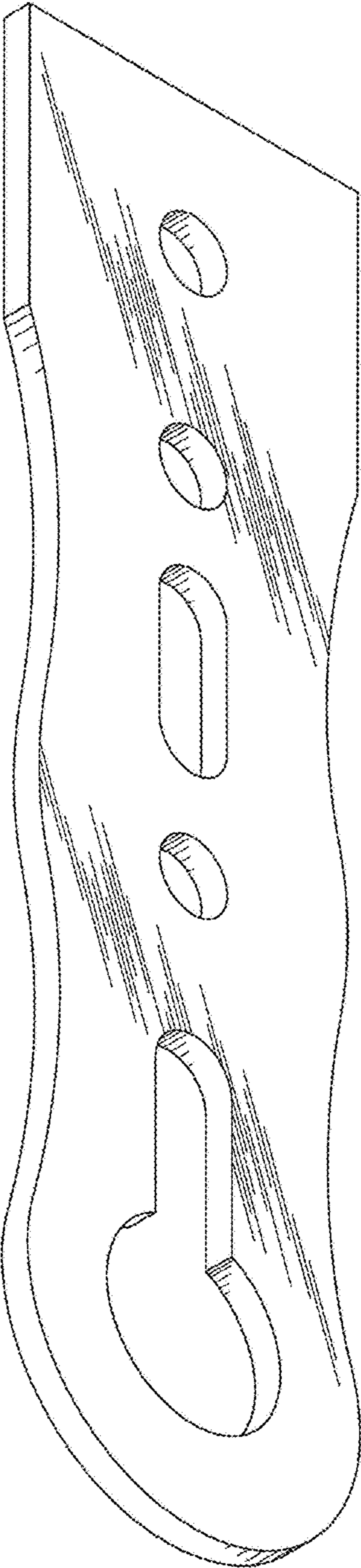
OTHER PUBLICATIONS

Rightway Manufacturing, "Hammers", <http://www.rwmfginc.com/products.aspx?gs=1>, pp. 1-3. Oct. 19, 2017.  
Watson, Stanley A. & Paul E. Ramstad, eds. (Corn: Chemistry and Technology, American Association of Cereal Chemist, Inc., St. Paul, Minn.), Chapter 11—Alexander, Richard J., "Corn Dry Milling: Processes, Products, and Applications", pp. 351-376. 1987.  
Postalloy® Tungsten Carbide Hardfacing Products, "Tungsten Carbide Hardfacing", [http://tungstencarbidehardfacing.com/tungstencarbidehardfacing/index\\_tchf.php](http://tungstencarbidehardfacing.com/tungstencarbidehardfacing/index_tchf.php), pp. 1-4. Nov. 12, 2017.  
"MIG Welding: The Basics for Mild Steel", <http://www.millerwelds.com/resources/article-library/mig-welding-the-basics-for-mild-steel>, pp. 1-9. Nov. 12, 2017.  
"Jacobs Pentagon Xtreme Hammer System", <https://www.jacobscorp.com/t-pentagon.aspx>, accessed by Applicant in 2018.

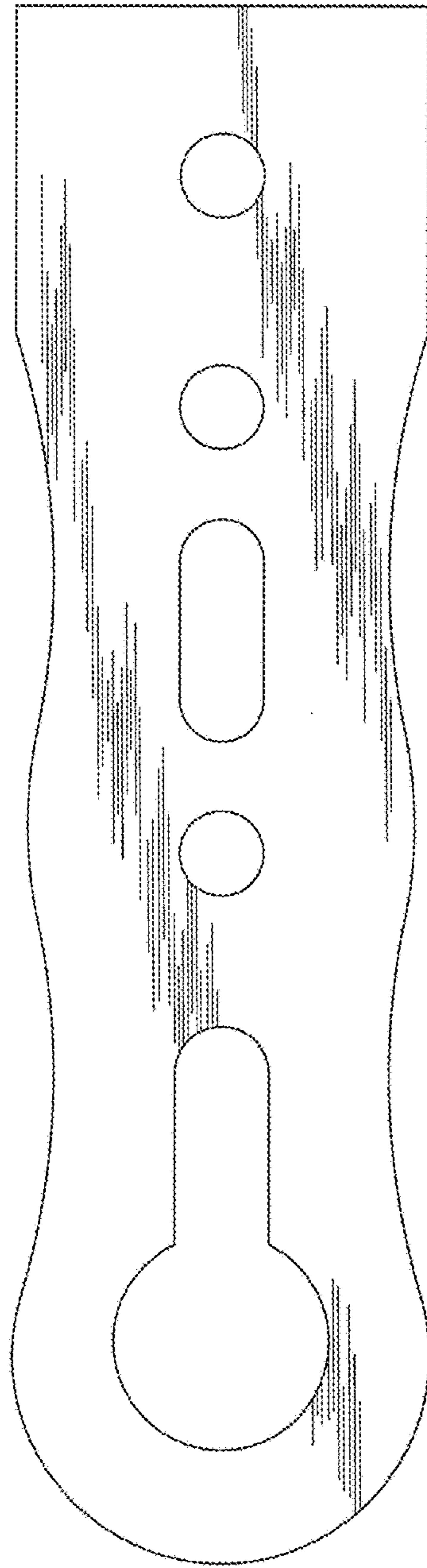
\* cited by examiner



*Fig. 1*



*Fig. 2*



*Fig. 3*



*Fig. 4*



*Fig. 5*



*Fig. 6*