



US00D905131S

(12) **United States Design Patent** (10) **Patent No.:** **US D905,131 S**
Dai (45) **Date of Patent:** **** Dec. 15, 2020**

(54) **ICE BOX**

2700/123; F25D 2317/061; F25D 23/069;
F25D 23/087; F25D 11/006; F25D 11/027

(71) Applicant: **Shenzhen Dezhongxing Technology Co., Ltd.**, Shenzhen (CN)

See application file for complete search history.

(72) Inventor: **Pinling Dai**, Shenzhen (CN)

(56) **References Cited**

(**) Term: **15 Years**

U.S. PATENT DOCUMENTS

(21) Appl. No.: **29/653,289**

D359,966 S *	7/1995	Laib	D15/90
D520,534 S *	5/2006	Nicholson	D15/90
D791,201 S *	7/2017	Kim	D15/90
D803,066 S *	11/2017	Rudolf	D9/569
D804,543 S *	12/2017	Carvajal	D15/90
D851,691 S *	6/2019	Dai	D15/90

(22) Filed: **Jun. 14, 2018**

(51) **LOC (12) Cl.** **15-07**

* cited by examiner

(52) **U.S. Cl.**

Primary Examiner — Khawaja Anwar

USPC **D15/90**

(74) *Attorney, Agent, or Firm* — Erson IP (Nelson IP)

(58) **Field of Classification Search**

(57) **CLAIM**

USPC D15/79–91

The ornamental design for an ice box, as shown and described.

CPC F25D 27/00; F25D 2323/021; F25D 23/00;
F25D 23/02; F25D 2400/361; F25D
2500/06; F25D 25/025; F25D 29/00;
F25D 29/005; F25D 11/00; F25D 11/02;
F25D 17/062; F25D 17/067; F25D 17/08;
F25D 21/04; F25D 2201/10; F25D
2300/00; F25D 2325/021; F25D 23/028;
F25D 23/04; F25D 23/062; F25D 23/067;
F25D 23/12; F25D 2400/02; F25D
2400/40; F25D 25/02; F25D 25/024;
F25D 2600/00; F25D 2700/00; F25D
2700/02; F25D 2700/06; F25D 2700/08;
F25D 2700/16; F25D 23/021; F25D
11/022; F25D 17/065; F25D 11/025;
F25D 17/042; F25D 23/10; F25D 25/04;
F25D 15/00; F25D 17/045; F25D
2400/36; F25D 17/02; F25D 2317/043;
F25D 23/003; F25D 23/065; F25D

DESCRIPTION

FIG. 1 is a perspective view of an ice box showing my new design;

FIG. 2 is a front view thereof;

FIG. 3 is a rear view thereof;

FIG. 4 is a left side view thereof;

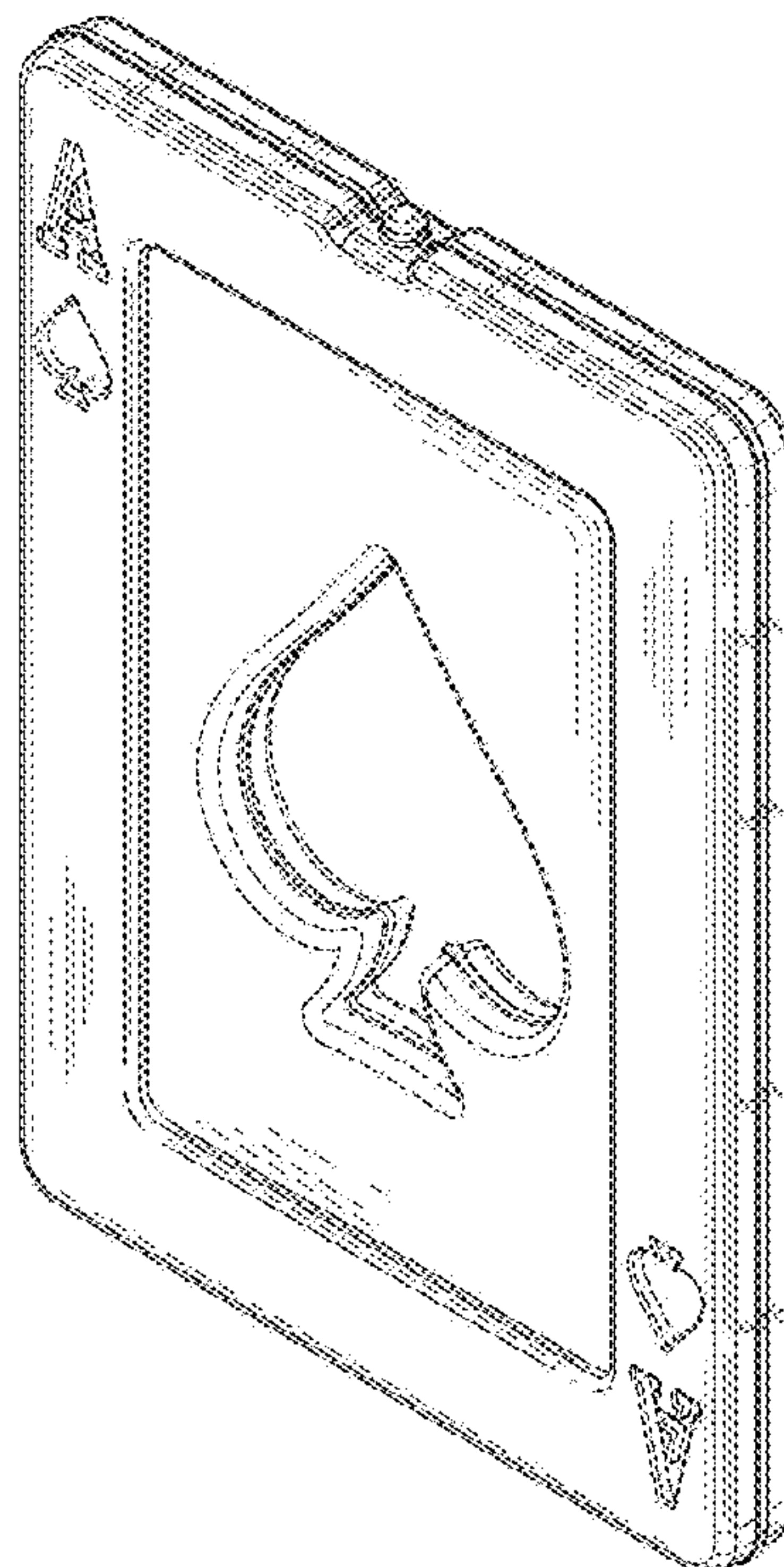
FIG. 5 is a right side view thereof;

FIG. 6 is a top plan view thereof; and,

FIG. 7 is a bottom plan view thereof.

The broken lines are for the purposes of illustrating portions of the ice box and form no part of the claimed design.

1 Claim, 7 Drawing Sheets



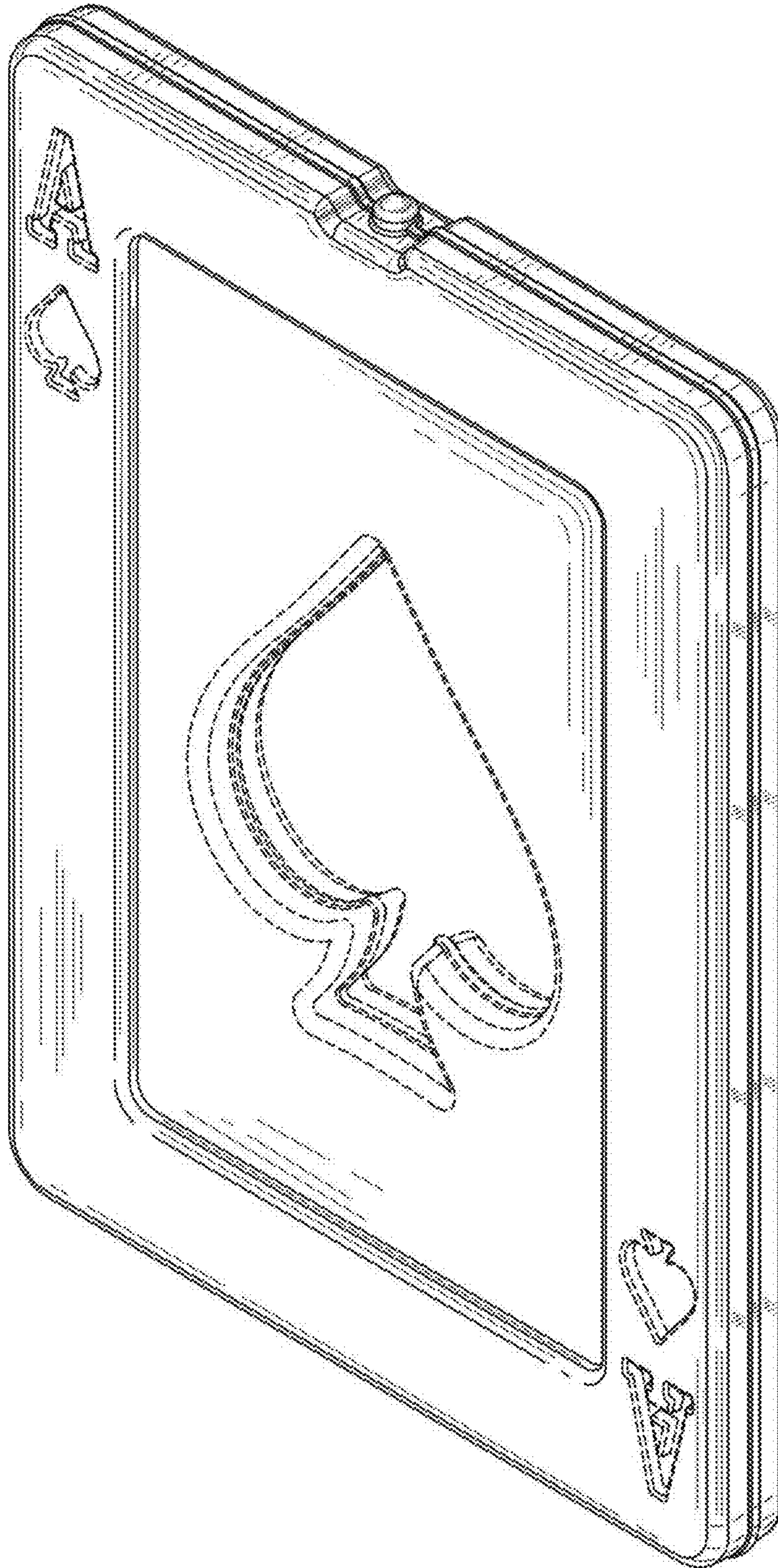


Fig. 1

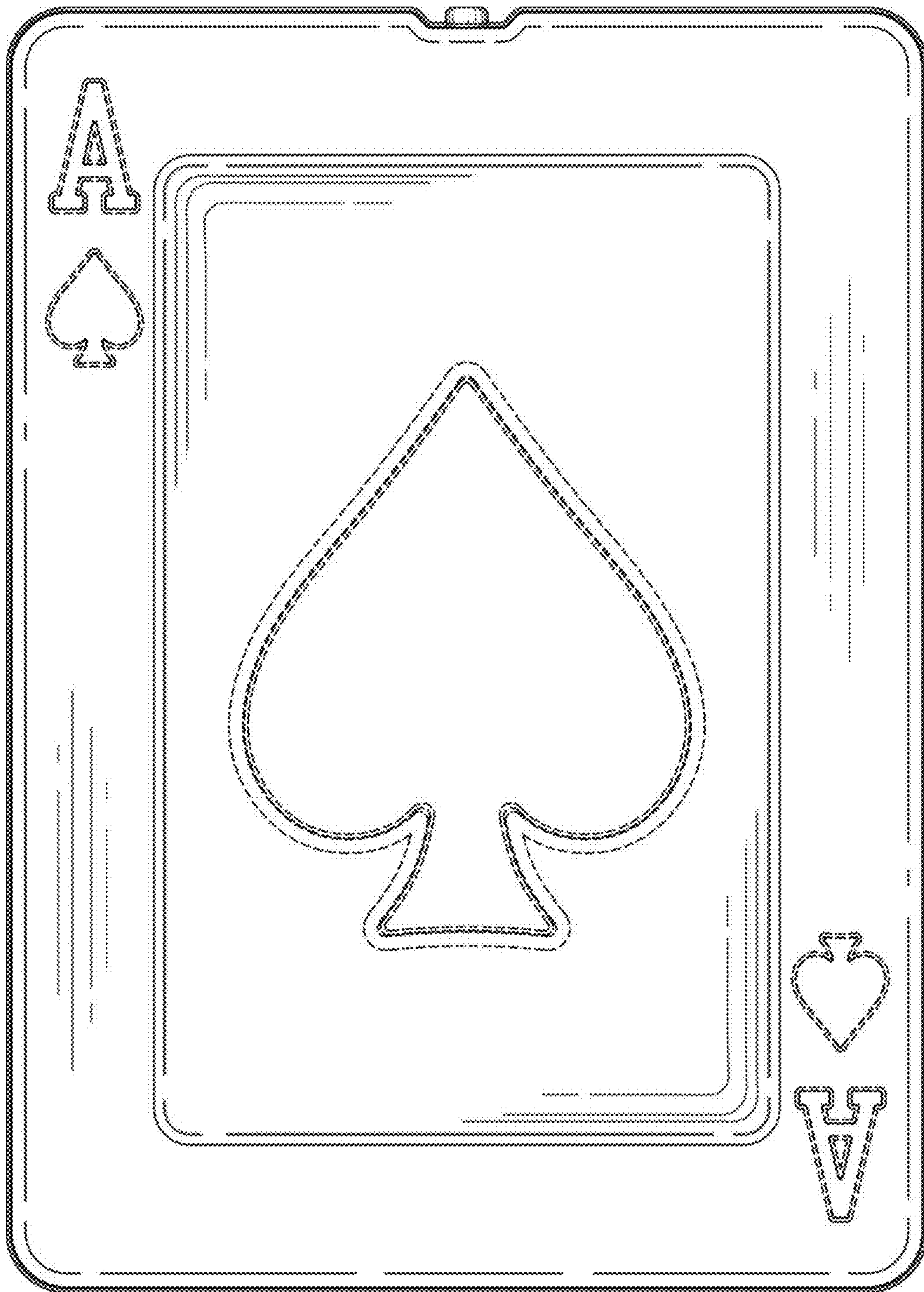


Fig. 2

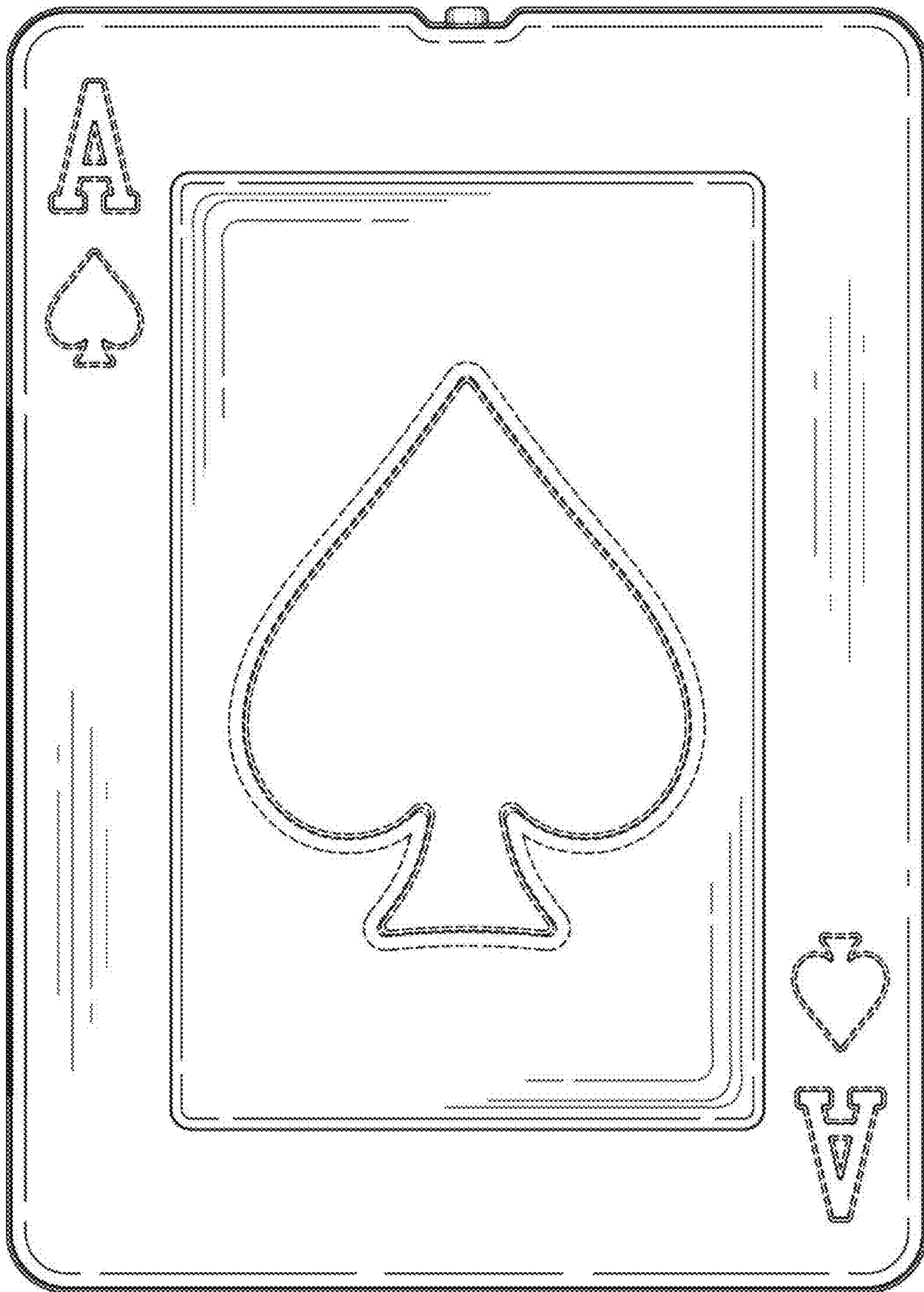


Fig. 3




Fig. 4




Fig. 5

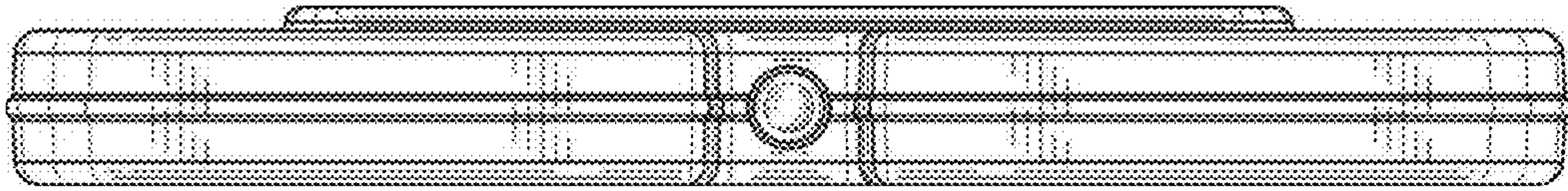


Fig. 6




Fig. 7