



US00D905118S

(12) **United States Design Patent** (10) **Patent No.:** **US D905,118 S**
Thun et al. (45) **Date of Patent:** **** Dec. 15, 2020**

(54) **VACUUM PUMP**
(71) Applicant: **Zwilling J.A. Henckels AG**, Solingen (DE)
(72) Inventors: **Matteo Thun**, Mailand (IT); **Antonio Rodriguez**, Mailand (IT)
(73) Assignee: **Zwilling J.A. Henckels AG**, Solingen (DE)

D537,721 S * 3/2007 Kertels D9/449
D580,708 S * 11/2008 George D7/509
D589,984 S * 4/2009 Roesler D15/7
D593,365 S * 6/2009 Miller D7/510
D622,547 S * 8/2010 Carreno D7/510
D634,417 S * 3/2011 Abbondanzio D23/366
D638,528 S * 5/2011 Zhou D23/318
D658,072 S * 4/2012 Davis D9/689
D659,167 S * 5/2012 Cocks D15/7
D663,746 S * 7/2012 Kwon D15/7

(Continued)

(**) Term: **15 Years**

OTHER PUBLICATIONS

(21) Appl. No.: **29/694,324**

Zwilling, Fresh & Save Vacuum Starter Kit, (site visited Aug. 26, 2020), Zwilling.com, URL:<<https://www.zwilling.com/us/zwilling-fresh-save-vacuum-starter-set-7-pc-borosilicate-glass-white-36809-017/36809-017-0.html>> (Year: 2020).*

(22) Filed: **Jun. 10, 2019**

(Continued)

(30) **Foreign Application Priority Data**

Dec. 18, 2018 (EM) 005917044-0001

Primary Examiner — Sheryl Lane

(51) **LOC (12) Cl.** **15-02**

Assistant Examiner — Mark T. Philipps

(52) **U.S. Cl.**
USPC **D15/7**

(74) *Attorney, Agent, or Firm* — Gregory L. Mayback;
Dickinson Wright PLLC

(58) **Field of Classification Search**
USPC D28/9, 57, 62, 93, 99, 91.1;
D7/300-321; D24/108, 110, 111;
D13/103, 107; D23/210, 225, 231, 232,
D23/366; D15/7-9
CPC F04B 53/00; F04B 45/027; F04B 1/005;
F04B 35/06; B25B 21/02; B60S 5/04;
B60S 5/046; B05B 7/00; B05B 11/00;
B05B 19/02; A45D 2200/056; A45D
44/02; A23B 4/10; B65B 31/04; A23L
3/00

(57) **CLAIM**

The ornamental design for a vacuum pump, as shown and described.

See application file for complete search history.

DESCRIPTION

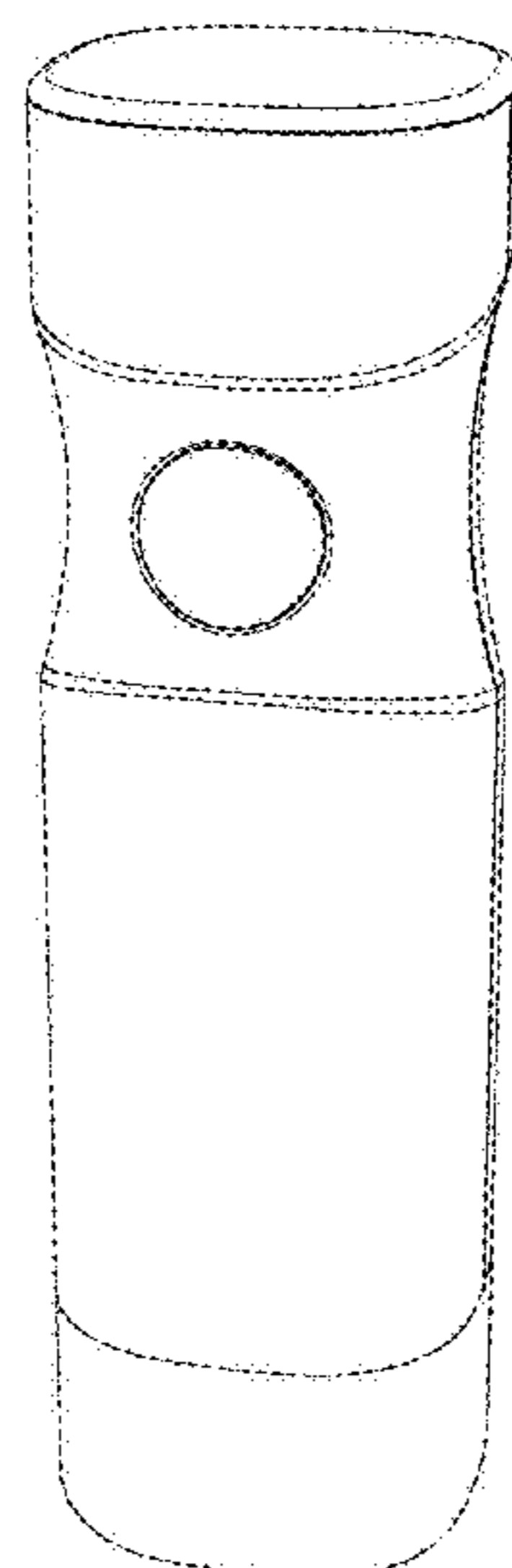
FIG. 1 is a top perspective view of a vacuum pump showing our new design;
FIG. 2 is a top plan view thereof;
FIG. 3 is a left side elevation view thereof;
FIG. 4 is a front elevation view thereof;
FIG. 5 is a right side elevation view thereof;
FIG. 6 is a rear elevation view thereof; and,
FIG. 7 is a bottom plan view thereof.
The depictions within the broken lines are for the purpose of illustrating portions of the vacuum pump that form no part of the claim.

(56) **References Cited**

U.S. PATENT DOCUMENTS

D267,629 S * 1/1983 Hasegawa D9/504
D289,858 S * 5/1987 Duval D23/366
D295,522 S * 5/1988 Martin D15/7
D466,357 S * 12/2002 Bornancini D7/312

1 Claim, 3 Drawing Sheets



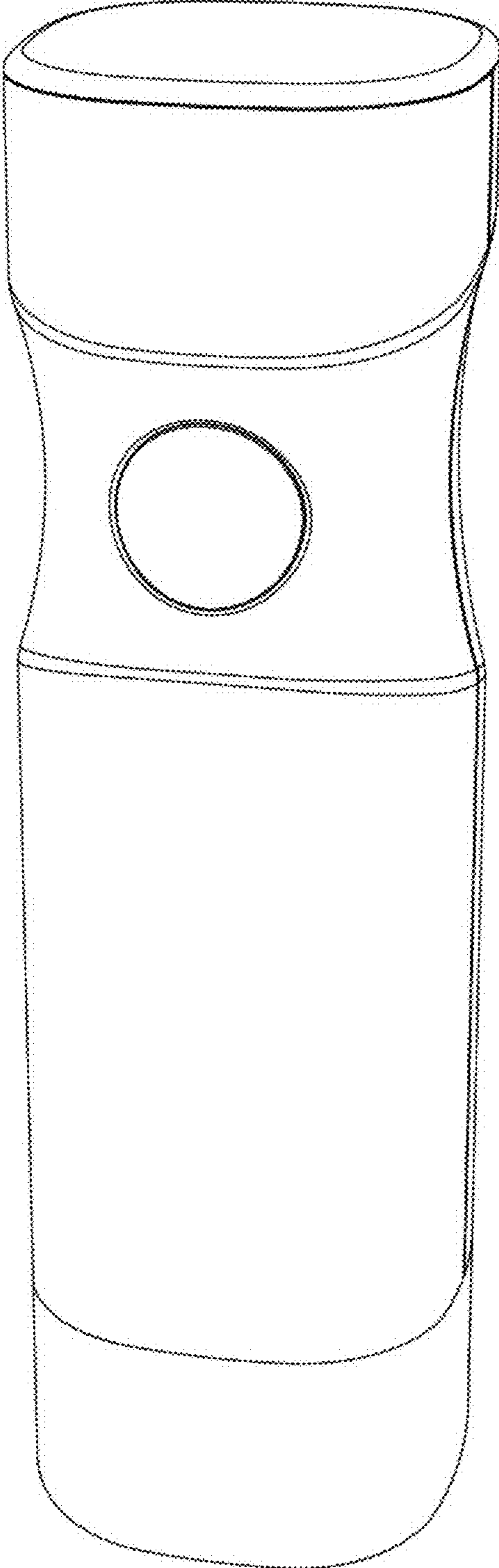


FIG. 1

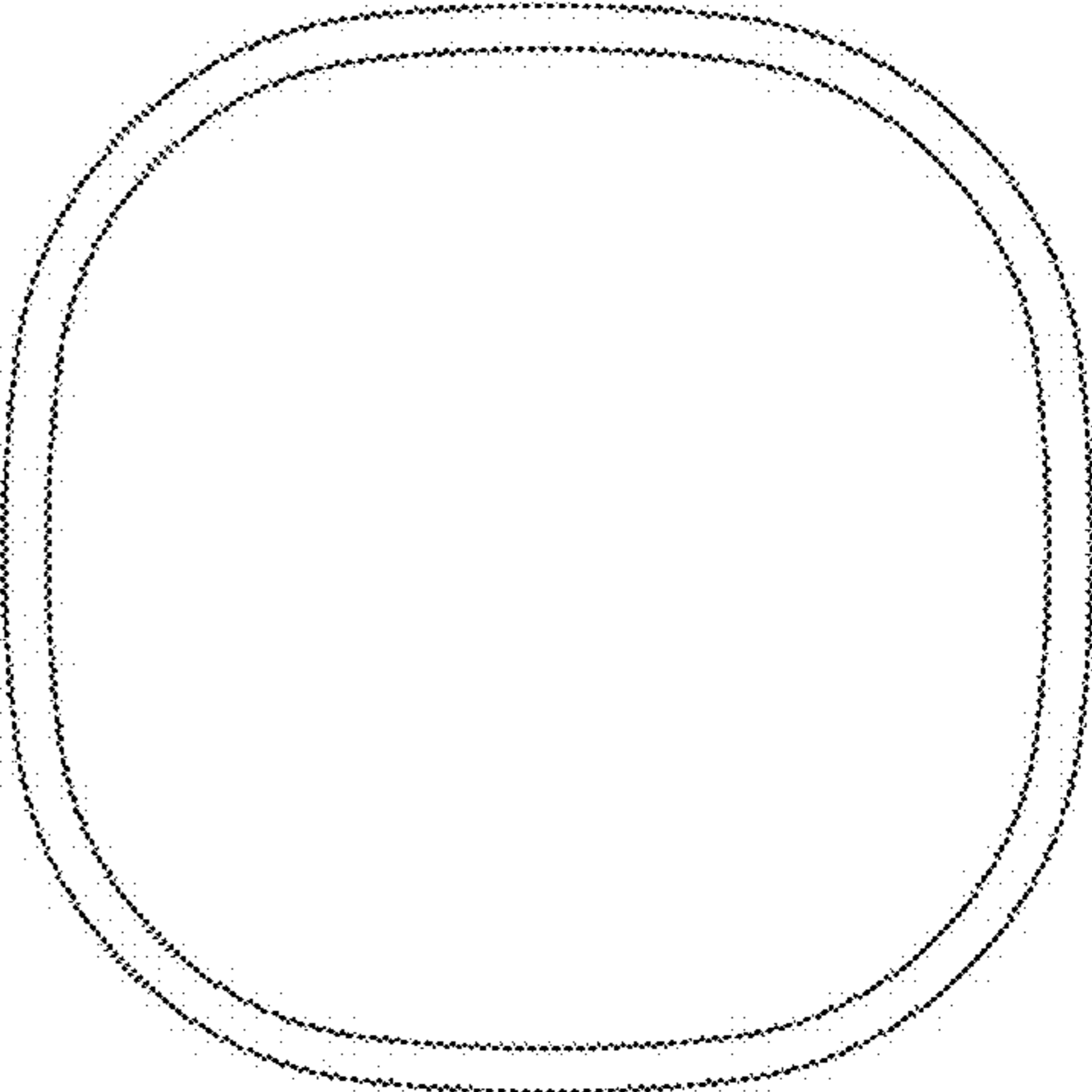


FIG. 2

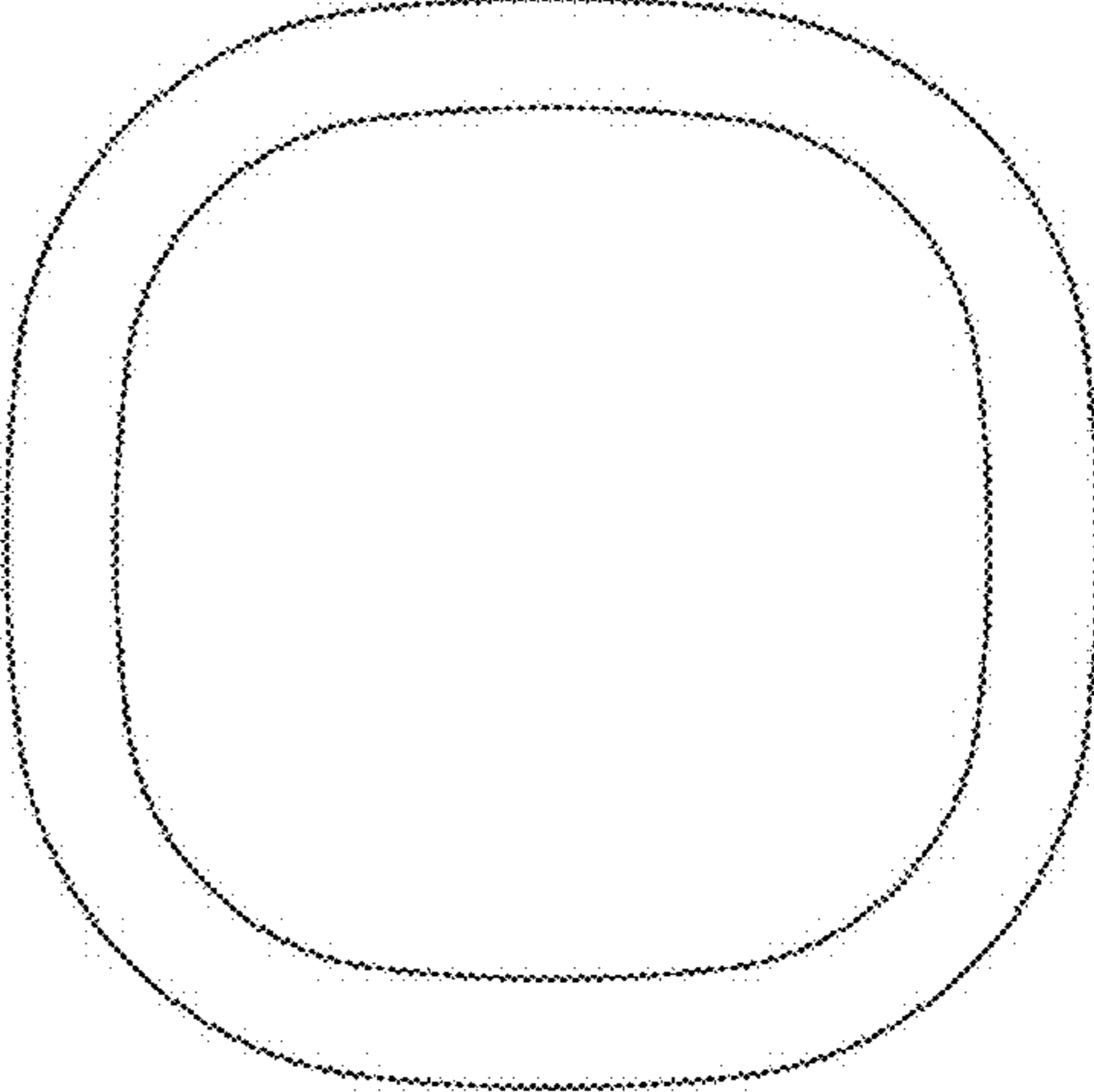


FIG. 7

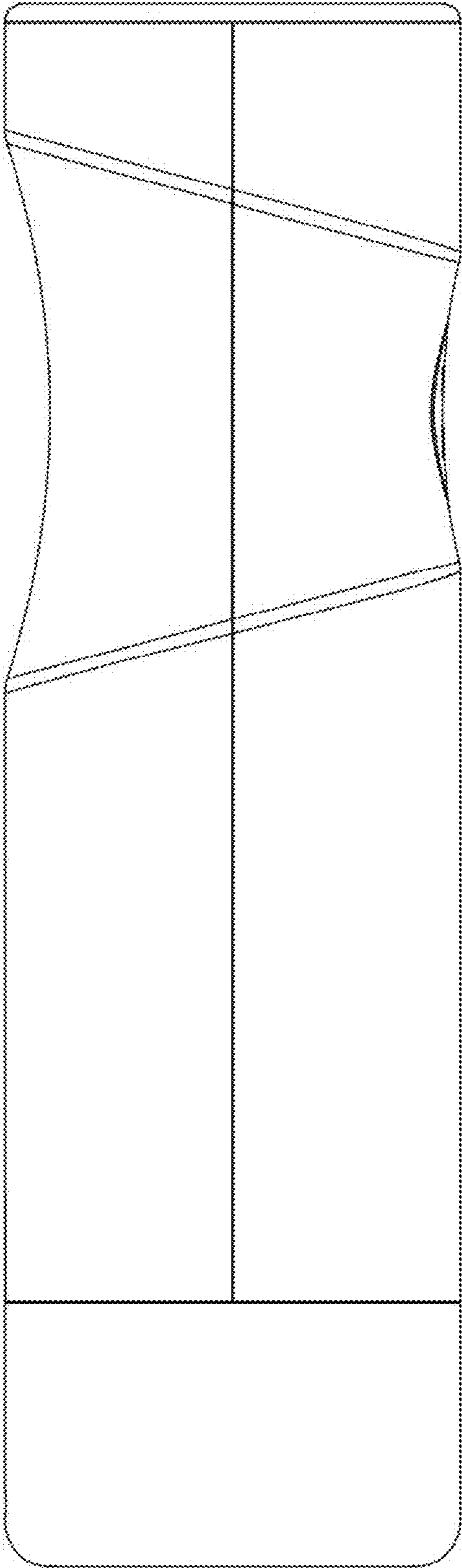


FIG. 3

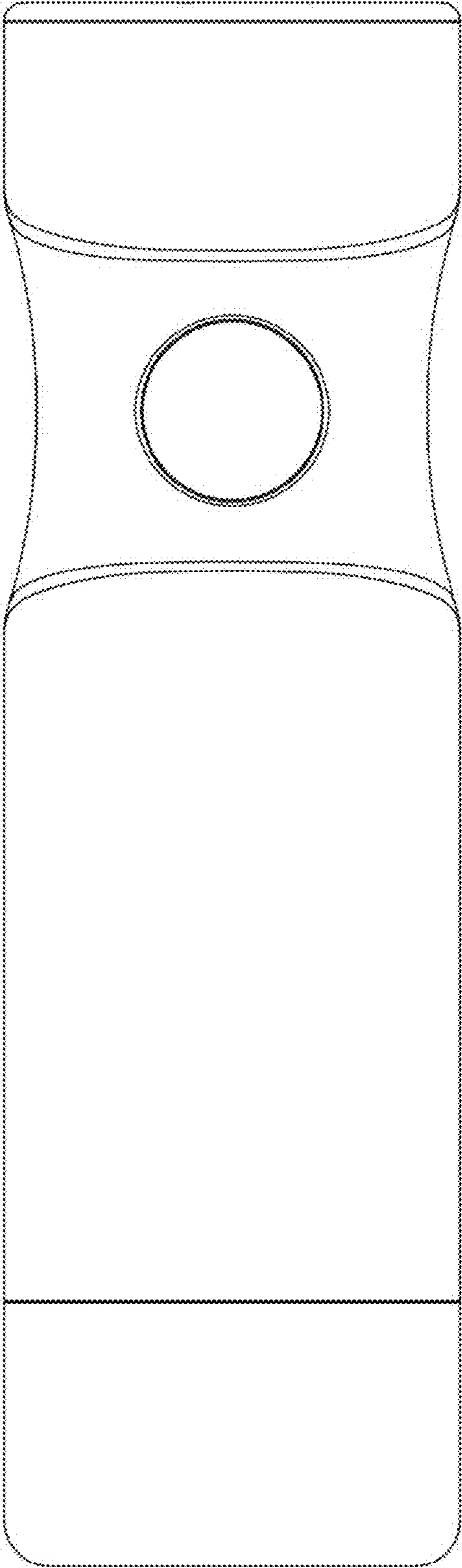


FIG. 4

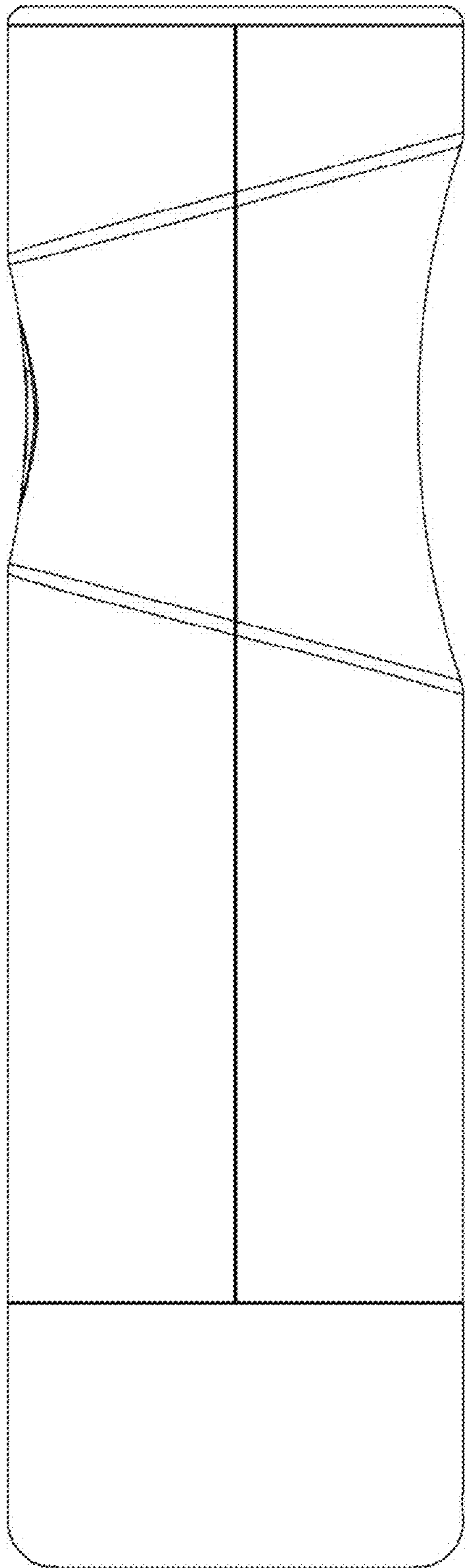


FIG. 5

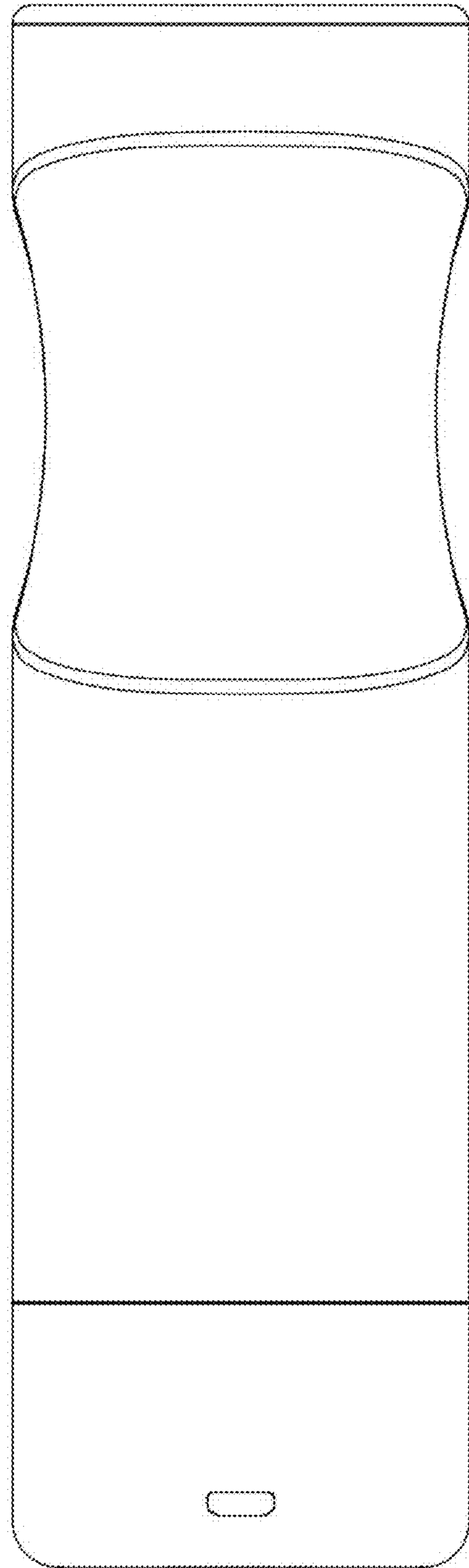


FIG. 6