



US00D905116S

(12) **United States Design Patent** (10) **Patent No.:** **US D905,116 S**
Liu (45) **Date of Patent:** **** Dec. 15, 2020**

(54) **TRANSMISSION COOLER FOR AUTOMOTIVE APPLICATIONS**
(71) Applicant: **RESOURCE INTERNATIONAL INC.**, New Castle, DE (US)
(72) Inventor: **Ye Liu**, Elkton, MD (US)
(**) Term: **15 Years**
(21) Appl. No.: **29/665,990**
(22) Filed: **Oct. 9, 2018**
(51) **LOC (12) Cl.** **15-01**
(52) **U.S. Cl.**
USPC **D15/5**
(58) **Field of Classification Search**
USPC D15/1-5; D23/323
CPC F02B 29/0425; F02B 29/0412; F02B 29/0437; F02B 29/0443; F02B 29/045; F28D 7/0066; F28D 1/0408; F28F 1/04; F28F 1/12; F28F 9/02; F28F 21/02; B60H 1/14; B60H 1/3211; B60H 1/00271; B60H 1/3205; B60H 1/00342; F01P 11/08; F01P 11/04; B21D 53/08; F02M 26/27; F02M 26/31; F02M 35/10268

See application file for complete search history.

(56) **References Cited**

U.S. PATENT DOCUMENTS

3,208,438 A * 9/1965 White F01P 11/02 123/41.5
3,704,458 A * 11/1972 Buchanan F16N 29/04 340/451
D233,984 S * 12/1974 Hauser D15/5
4,167,969 A * 9/1979 Ritzenthaler F01P 11/08 165/51
D265,403 S * 7/1982 Gewelber D12/114
D278,243 S * 4/1985 Gewelber D12/114
D719,649 S * 12/2014 Ainley D23/323

10,436,083 B1 * 10/2019 Au F01P 11/08
2006/0096568 A1 * 5/2006 Buck F02F 7/0024 123/197.4
2011/0277958 A1 * 11/2011 Richardson F28D 1/05383 165/76
2012/0080174 A1 * 4/2012 Ainley F24F 13/30 165/181
2013/0327511 A1 * 12/2013 Johnston F28F 9/02 165/173
2014/0374077 A1 * 12/2014 Lee F28F 1/12 165/173
2015/0167532 A1 * 6/2015 Kim F01P 3/18 165/41
2018/0347446 A1 * 12/2018 Han F01P 7/02
2019/0170445 A1 * 6/2019 McCaffrey F28D 9/0093
2019/0309675 A1 * 10/2019 Nishiyama F01P 11/04

FOREIGN PATENT DOCUMENTS

DE 102006051864 A1 * 5/2008 B28D 1/0435

* cited by examiner

Primary Examiner — Ania Aman

(74) *Attorney, Agent, or Firm* — Cozen O'Connor

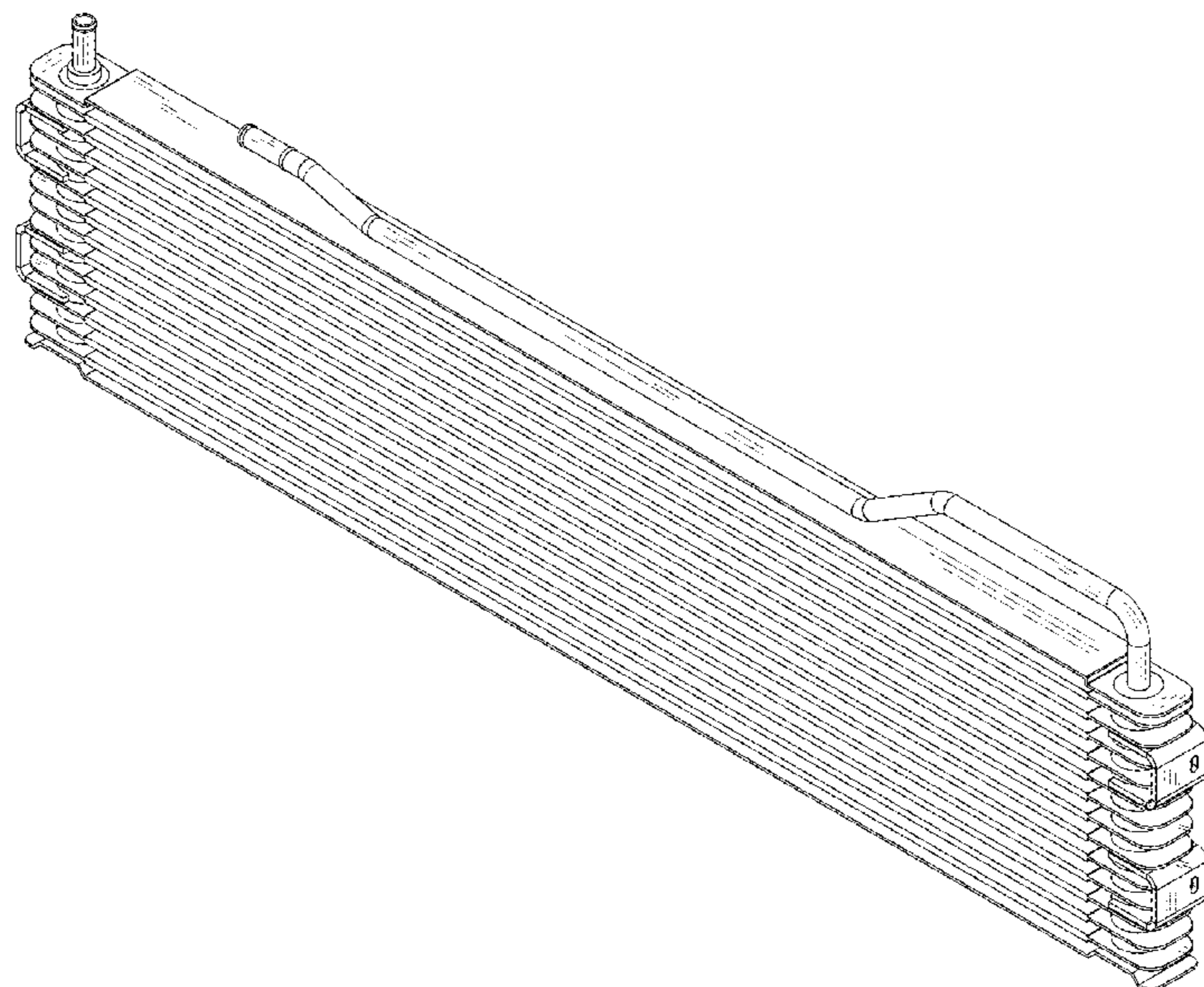
(57) **CLAIM**

The ornamental design for a transmission cooler for automotive applications, as shown and described.

DESCRIPTION

FIG. 1 is a front view of a transmission cooler for automotive applications showing our new design; FIG. 2 is a back view thereof; FIG. 3 is a right view thereof; FIG. 4 is a left view thereof; FIG. 5 is a top view thereof; FIG. 6 is bottom view thereof; and, FIG. 7 is a perspective view thereof. The shade lines in the figures show contour and not surface ornamentation.

1 Claim, 5 Drawing Sheets






FIGURE 1




FIGURE 2

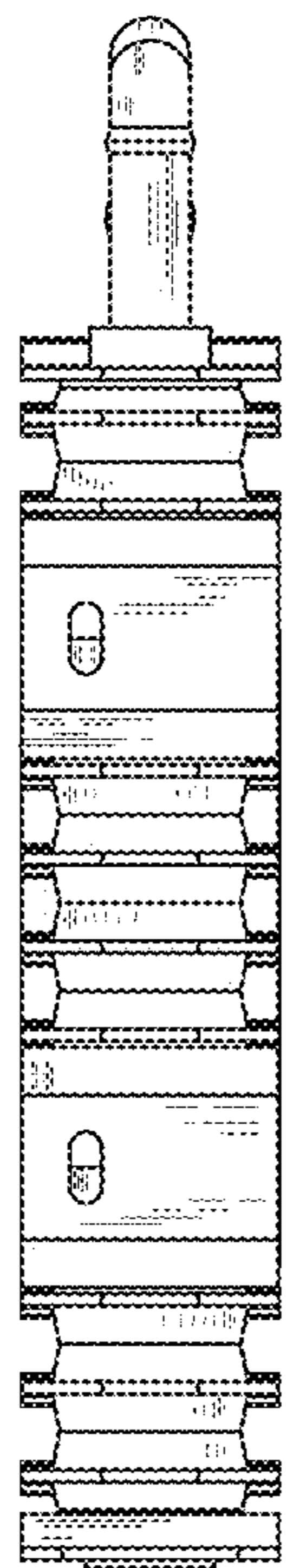


FIGURE 3

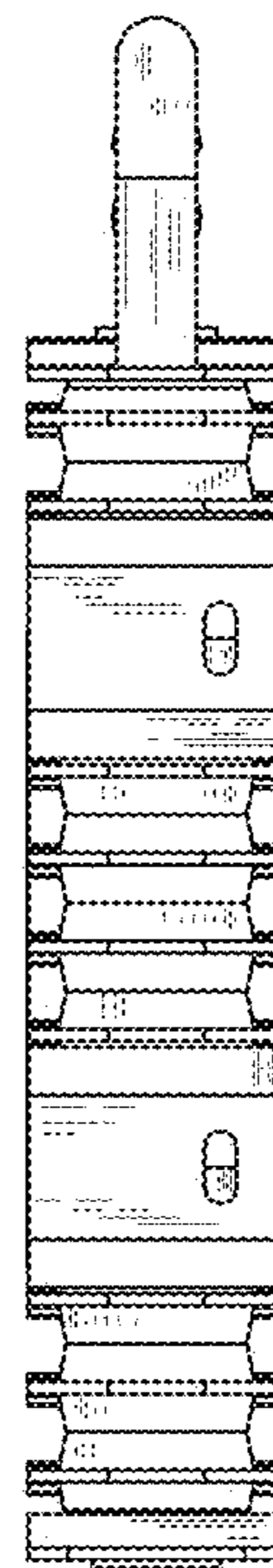


FIGURE 4




FIGURE 5



FIGURE 6

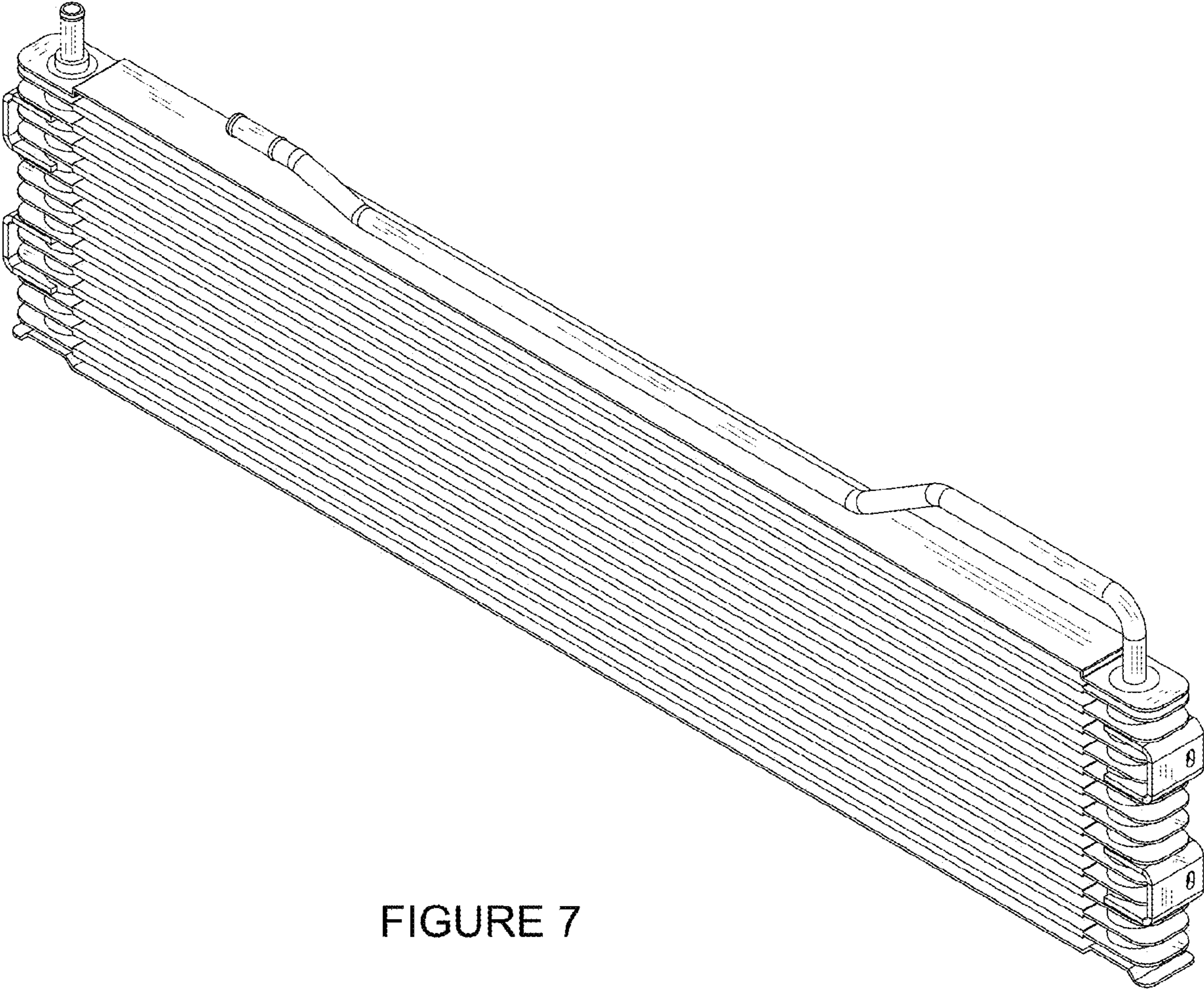


FIGURE 7