



US00D905093S

(12) **United States Design Patent**
Wong

(10) **Patent No.:** **US D905,093 S**

(45) **Date of Patent:** **** Dec. 15, 2020**

(54) **DISPLAY SCREEN OR A PORTION THEREOF WITH ANIMATED GRAPHICAL USER INTERFACE**

(71) Applicant: **Sorenson IP Holdings, LLC**, Salt Lake City, UT (US)

(72) Inventor: **Kar Loong Wong**, Atlanta, GA (US)

(73) Assignee: **Sorenson IP Holdings, LLC**, Salt Lake City, UT (US)

(**) Term: **15 Years**

(21) Appl. No.: **29/613,666**

(22) Filed: **Aug. 11, 2017**

(51) **LOC (12) Cl.** **14-04**

(52) **U.S. Cl.**
USPC **D14/488**

(58) **Field of Classification Search**
USPC D14/485–495
CPC G06F 3/048; G06F 3/0481; G06F 3/04812; G06F 3/04815; G06F 3/04817; G06F 3/0482; G06F 3/0483; G06F 3/0484; G06F 3/44; G06F 3/0417
See application file for complete search history.

(56) **References Cited**

U.S. PATENT DOCUMENTS

D704,219 S *	5/2014	Ahn	D14/492
D760,735 S *	7/2016	Cheng	D14/485
D760,738 S *	7/2016	Scalisi	D14/485
D763,872 S *	8/2016	Tussy	D14/485
D763,875 S *	8/2016	Yuk	D14/485
D765,100 S *	8/2016	Kim	D14/485
D766,917 S *	9/2016	Kwon	D14/485
D773,522 S *	12/2016	Kim	D14/488
D773,524 S *	12/2016	Kisselev	D14/488
D777,733 S *	1/2017	Loosli	D14/485
D777,757 S *	1/2017	Kisselev	D14/486

D778,290 S *	2/2017	Kisselev	D14/485
D780,787 S *	3/2017	Gomez	D14/486
D783,640 S *	4/2017	Apodaca	D14/485
D784,362 S *	4/2017	Amin	D14/485
D824,926 S *	8/2018	de la Garza	D14/485
D829,220 S *	9/2018	Jang	D14/485
D829,222 S *	9/2018	Choi	D14/485
D835,656 S *	12/2018	Anzures	D14/486
D838,735 S *	1/2019	Liao	D14/486
D839,303 S *	1/2019	Jung	D14/488
D842,867 S *	3/2019	Jedrzejewicz	D14/485
D845,967 S *	4/2019	Clediere	D14/485
D845,972 S *	4/2019	Pranger	D14/486
D847,161 S *	4/2019	Chaudhri	D14/486
D851,111 S *	6/2019	Dye	D14/486
D853,410 S *	7/2019	Barnett	D14/485
D854,025 S *	7/2019	Rad	D14/485

* cited by examiner

Primary Examiner — Bao-Yen T Nguyen

(74) *Attorney, Agent, or Firm* — Maschoff Brennan

(57) **CLAIM**

The ornamental design for a display screen or a portion thereof with animated graphical user interface, as shown and described.


DESCRIPTION

FIG. 1 is a first image of a display screen or a portion thereof with an animated graphical user interface; and, FIG. 2 is a second image of a display screen or a portion thereof with an animated graphical user interface.

The broken lines illustrate the display screen or portion thereof and form no part of the claimed design. The broken lines illustrate portions of the animated graphical user interface and form no part of the claimed design.

The appearance of the animated graphical user interface sequentially transitions from FIG. 1 to FIG. 2. The process, order, or period in which one image transitions to another image forms no part of the claimed design.

1 Claim, 2 Drawing Sheets






FIG. 1




FIG. 2