



US00D905091S

(12) **United States Design Patent** (10) **Patent No.:** **US D905,091 S**
Henry et al. (45) **Date of Patent:** **** Dec. 15, 2020**

(54) **CONTROLLER WITH A TRANSITIONAL GRAPHICAL USER INTERFACE**
(71) Applicant: **Hollister Incorporated**, Libertyville, IL (US)
(72) Inventors: **Jerome A. Henry**, Castlebar (IE); **William K. Arnold**, Gurnee, IL (US); **Christina Augustyn**, Chicago, IL (US); **Denise Gamblin**, Leeds (GB); **Jeanne E. Lee**, Libertyville, IL (US)
(73) Assignee: **Hollister Incorporated**, Libertyville, IL (US)

D737,319 S * 8/2015 Cavander D14/489
D754,195 S * 4/2016 Wire D14/489
D758,404 S * 6/2016 Lindgren D14/486
D761,274 S * 7/2016 Kim D14/485
D761,863 S * 7/2016 Debitsch D14/491
D762,234 S * 7/2016 Li D14/486
D767,593 S * 9/2016 Yao D14/485
D770,514 S * 11/2016 Bae G06F 3/04817
D14/487
D779,551 S * 2/2017 Mensinger D14/489
D781,908 S * 3/2017 Bhandari D14/487
D792,427 S * 7/2017 Weaver D14/485
D800,768 S * 10/2017 Kim D14/489
D808,995 S * 1/2018 Weaver D14/486
D810,759 S * 2/2018 Moon D14/485
D812,072 S * 3/2018 Hoffman D14/485

(Continued)

(**) Term: **15 Years**

Primary Examiner — Bao-Yen T Nguyen

(21) Appl. No.: **29/610,007**

(74) Attorney, Agent, or Firm — Cook Alex Ltd.

(22) Filed: **Jul. 7, 2017**

(57) **CLAIM**

(51) **LOC (12) Cl.** **14-04**

The ornamental design for a controller with a transitional graphical user interface, as shown and described.

(52) **U.S. Cl.**

USPC **D14/487**; D14/491

DESCRIPTION

(58) **Field of Classification Search**

USPC D14/485–495
CPC G06F 3/048; G06F 3/0481; G06F 3/04812; G06F 3/04815; G06F 3/04817; G06F 3/0482; G06F 3/0483; G06F 3/0484; G06F 3/04842; G06F 3/04845

See application file for complete search history.

FIG. 1 is a front view of a controller with a transitional graphical user interface flat control panel, showing the claimed design;
FIG. 2 is a second image thereof;
FIG. 3 is a third image thereof; and,
FIG. 4 is a fourth image thereof.

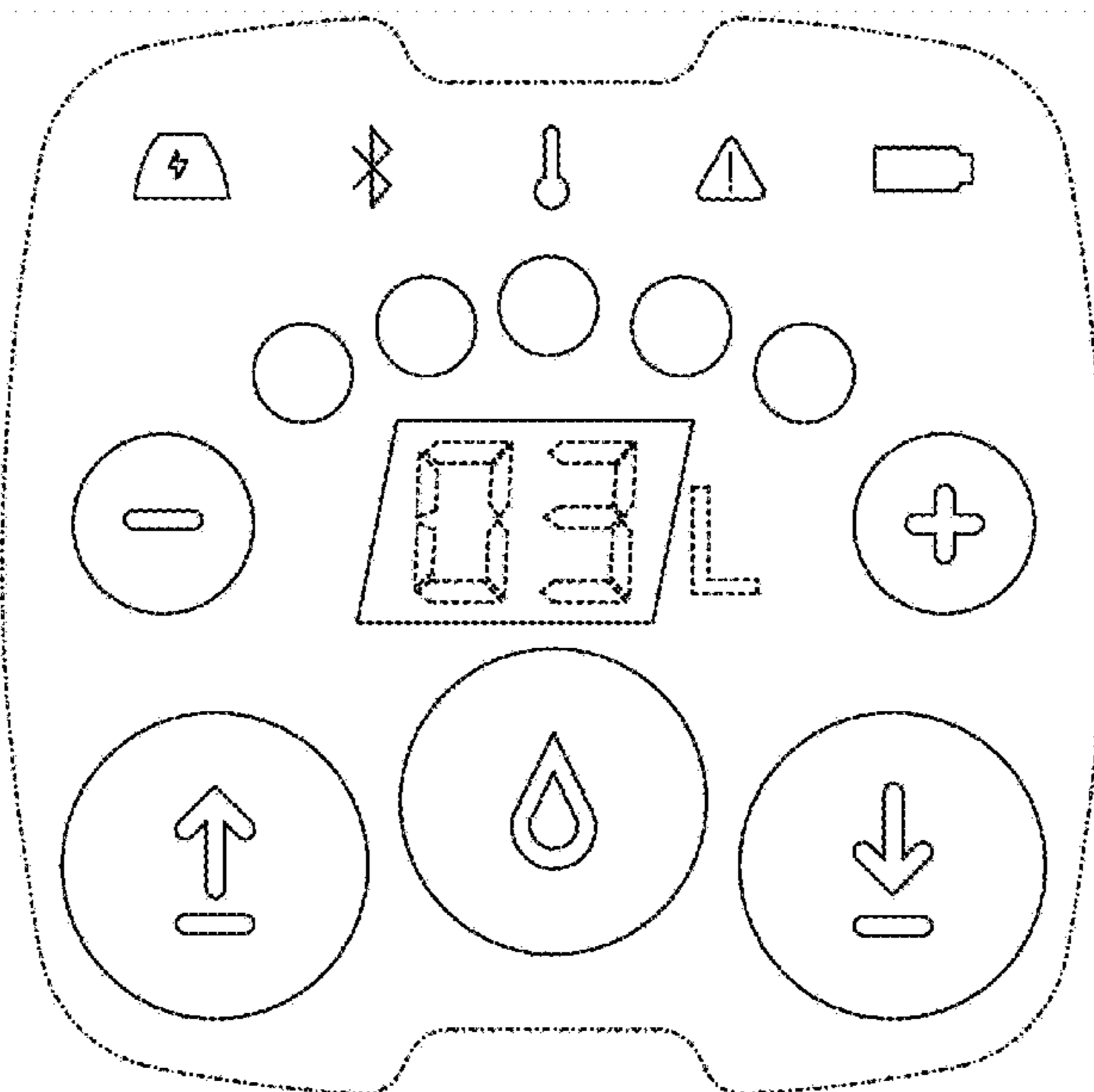
(56) **References Cited**

U.S. PATENT DOCUMENTS

D688,678 S * 8/2013 Osborne D14/486
D688,679 S * 8/2013 Osborne D14/486
D698,817 S * 2/2014 Laverack D14/489
D706,288 S * 6/2014 Harre D14/488
D707,702 S * 6/2014 Harre D14/488
D714,316 S * 9/2014 Pereira D14/485
D716,834 S * 11/2014 Myung D14/486

The broken lines illustrate the controller and form no part of the claimed design. The broken lines illustrate portions of the graphical user interface and form no part of the claimed design. The broken lines illustrate text and form no part of the claimed design. The appearance of the transitional image sequentially transitions between the images shown in FIGS. 1 to 4. The process or period in which one image transitions into another forms no part of the claimed design.

1 Claim, 2 Drawing Sheets



(56)

References Cited

U.S. PATENT DOCUMENTS

D812,073 S * 3/2018 Lehmann D14/485
D812,624 S * 3/2018 Kim D14/485

* cited by examiner

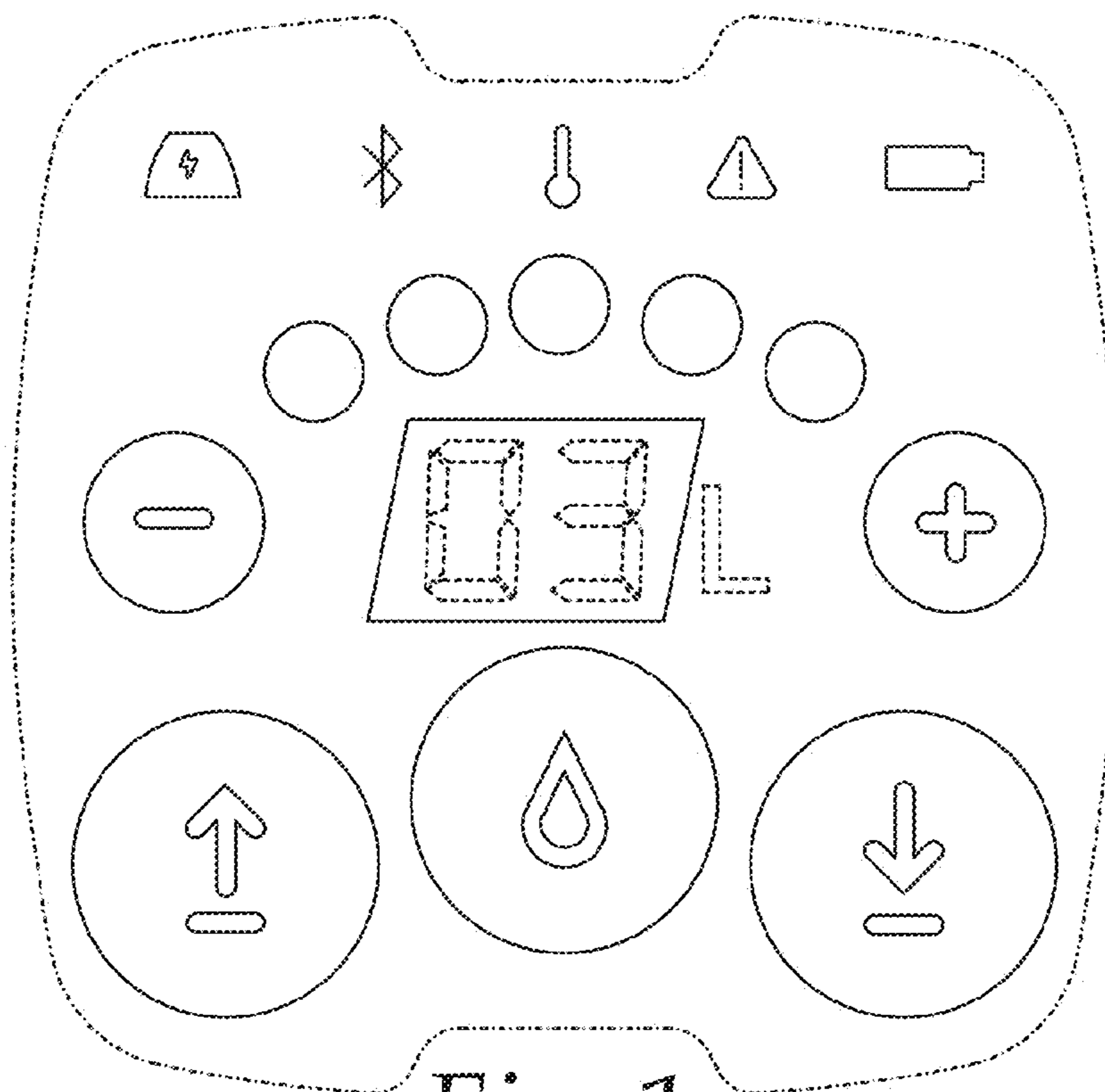


Fig. 1




Fig. 2

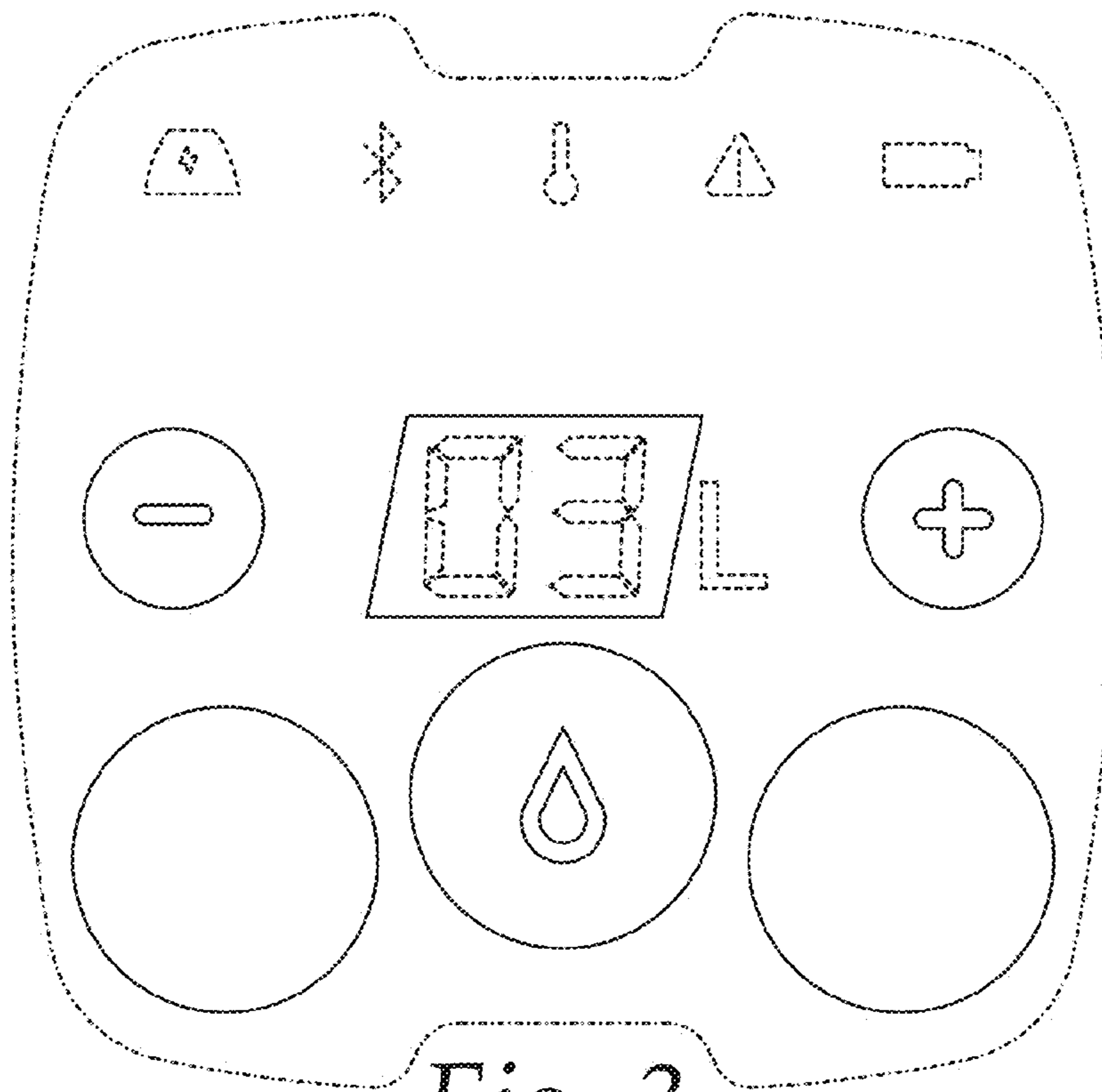


Fig. 3

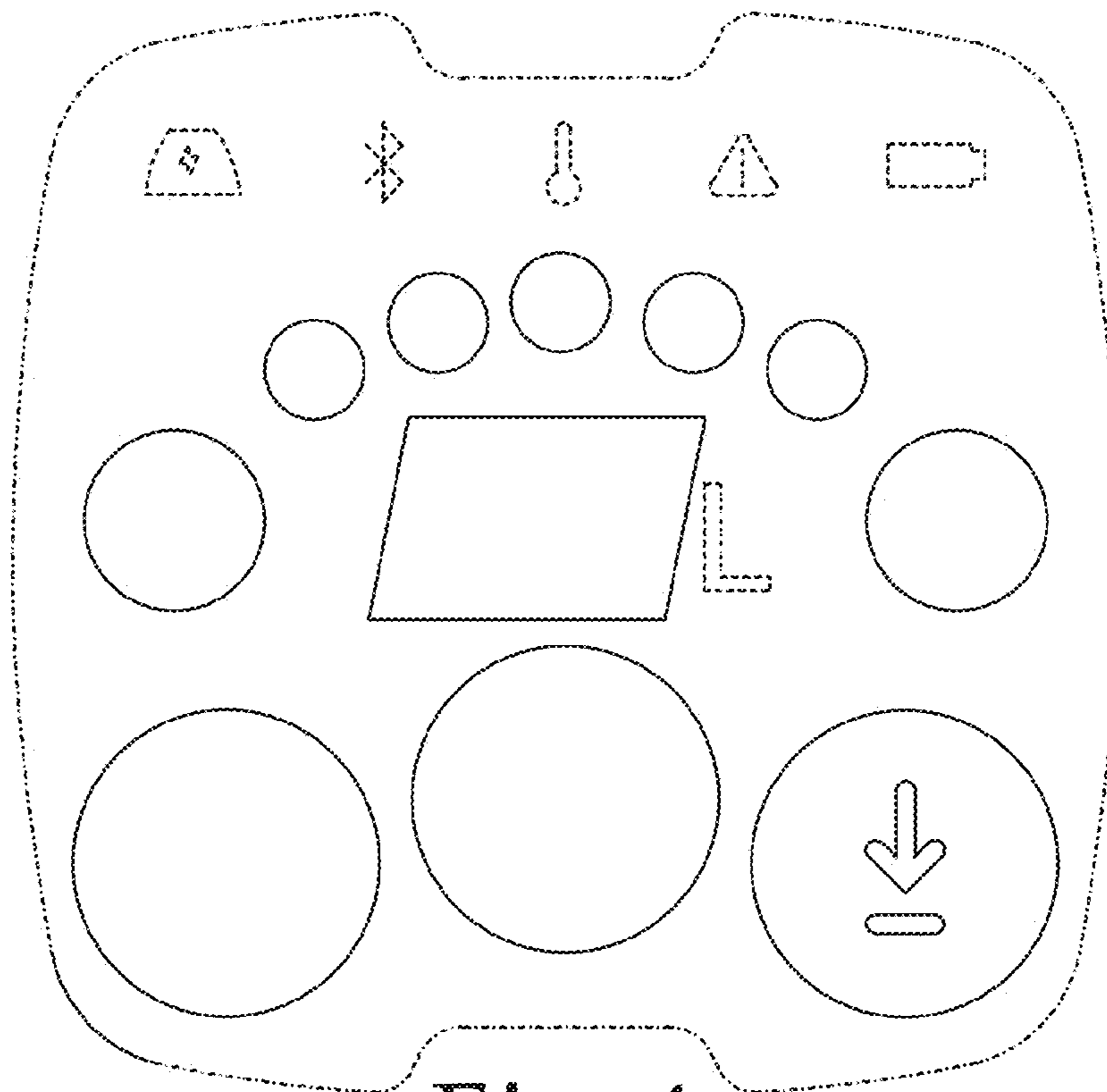


Fig. 4