



US00D905064S

(12) **United States Design Patent** (10) **Patent No.:** **US D905,064 S**
Liu et al. (45) **Date of Patent:** **** Dec. 15, 2020**

(54) **USB DOCKING STATION**

(71) Applicant: **Shenzhen Xfanic Technology Co., Ltd**,
Shenzhen (CN)

(72) Inventors: **Xiangping Liu**, Shenzhen (CN); **Qi Chen**, Shenzhen (CN); **Xiongwei Li**, Shenzhen (CN); **Biao Ouyang**, Shenzhen (CN); **Ruikun Li**, Shenzhen (CN)

(**) Term: **15 Years**

(21) Appl. No.: **29/705,433**

(22) Filed: **Sep. 12, 2019**

(30) **Foreign Application Priority Data**

Sep. 6, 2019 (EM) 006826152

(51) **LOC (12) Cl.** **14-99**

(52) **U.S. Cl.**
USPC **D14/434**

(58) **Field of Classification Search**
USPC D14/433, 434, 435.1, 480.1–480.7, 436, D14/484.1, 155, 203.1–203.8, 240, 242, D14/133, 154; D13/107, 108
CPC G06F 13/122; G06F 13/382; G06F 13/385; G06F 13/4022; G06F 13/4282; G06F 1/1632; G06F 1/1684; H01R 25/006; H05K 5/0278; G06K 19/07732
See application file for complete search history.

(56) **References Cited**

U.S. PATENT DOCUMENTS

D472,885 S * 4/2003 Kataoka D14/167
D552,592 S * 10/2007 Deguchi D14/480.7

D558,782 S * 1/2008 Deguchi D14/480.7
D695,787 S * 12/2013 Otani D14/496
D800,730 S * 10/2017 Liao D14/433
D828,355 S * 9/2018 Xie D14/433
D864,207 S * 10/2019 Dannoux D14/433
D864,208 S * 10/2019 Duan D14/433
D881,192 S * 4/2020 Ma D14/433
D886,105 S * 6/2020 Duan D14/433
D889,469 S * 7/2020 Zhang D14/433
D889,470 S * 7/2020 Zhang D14/433
D893,488 S * 8/2020 Liu D14/433

* cited by examiner

Primary Examiner — Angela J Lee
Assistant Examiner — Rebekah A Caruso
(74) *Attorney, Agent, or Firm* — HYIP

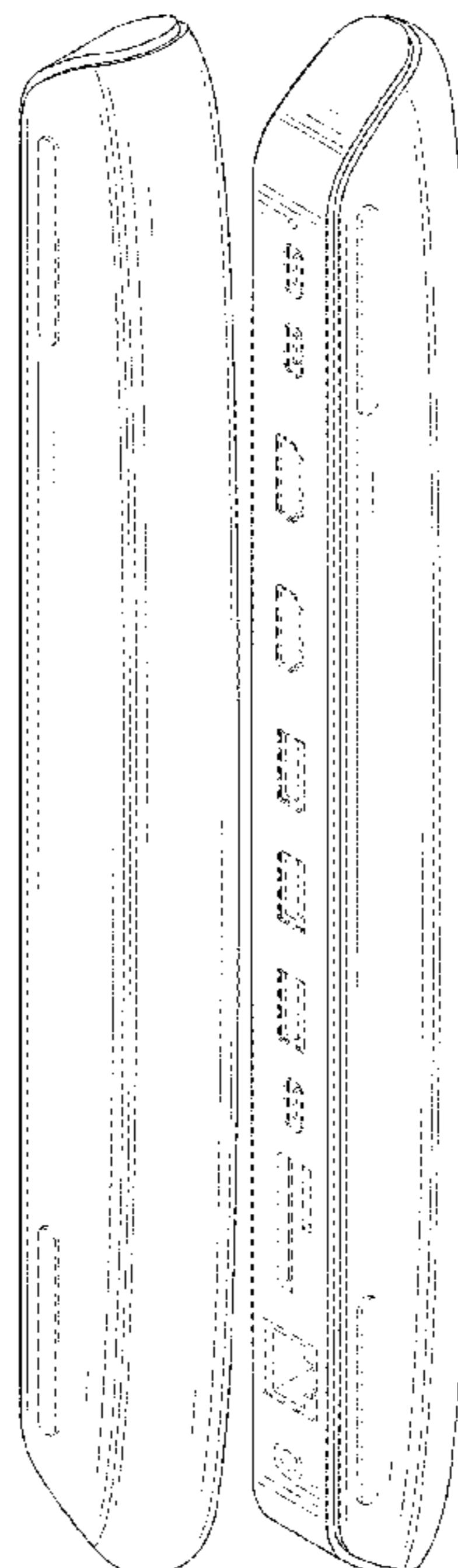
(57) **CLAIM**

The ornamental design for a USB docking station, as shown and described.

DESCRIPTION

FIG. 1 is a first perspective view of a USB docking station showing my new design;
FIG. 2 is a second perspective view thereof;
FIG. 3 is a front view thereof;
FIG. 4 is a back view thereof;
FIG. 5 is a left side view thereof;
FIG. 6 is a right side view thereof;
FIG. 7 is a top view thereof; and,
FIG. 8 is a bottom view thereof.
The broken lines shown in the drawings depict portions of the USB docking station in which the design is embodied that form no part of the claimed design.

1 Claim, 8 Drawing Sheets






FIG. 1

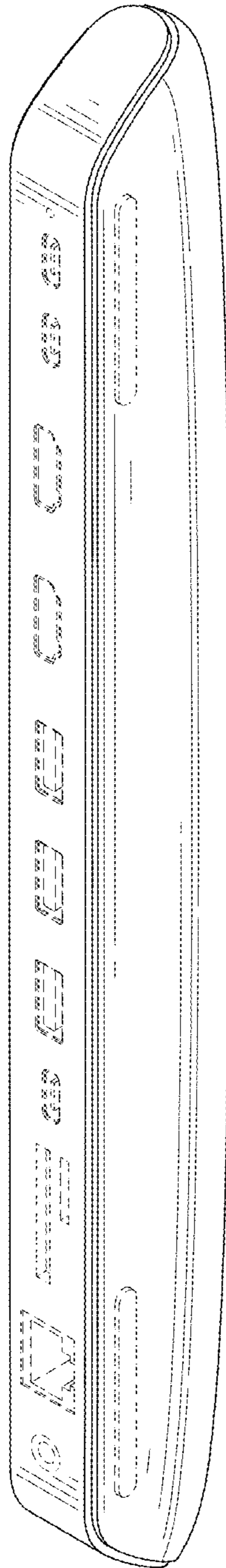


FIG. 2

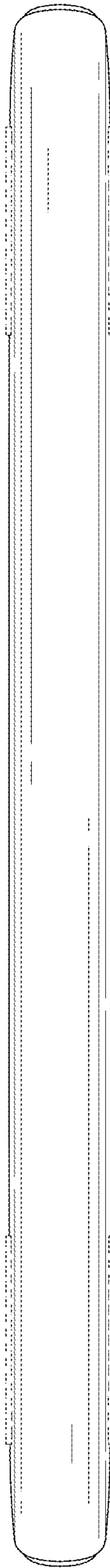


FIG. 3

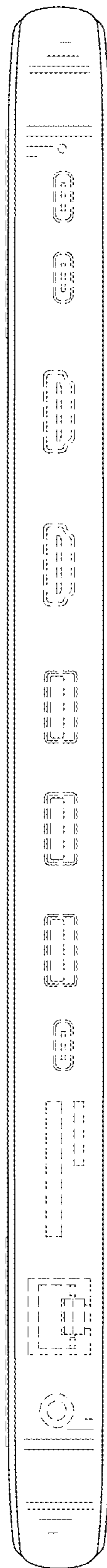


FIG. 4

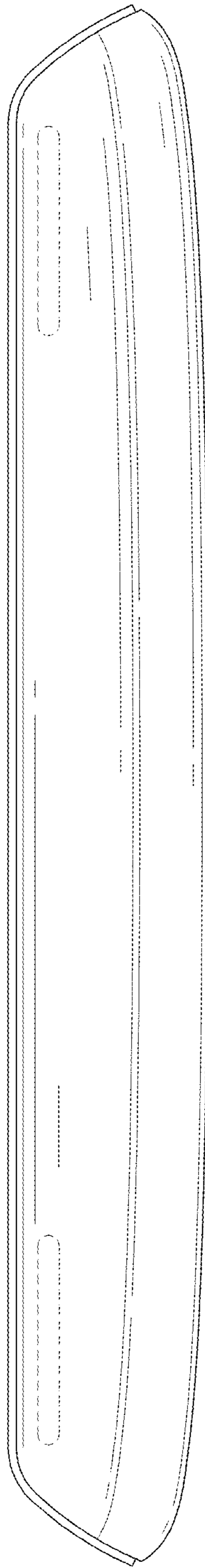


FIG. 5

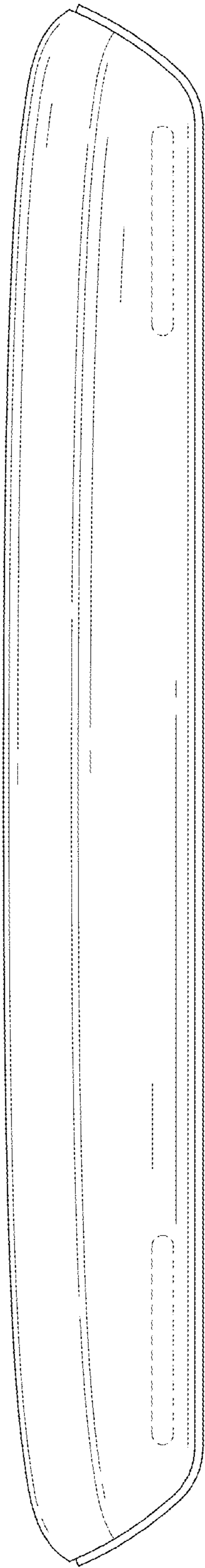


FIG. 6

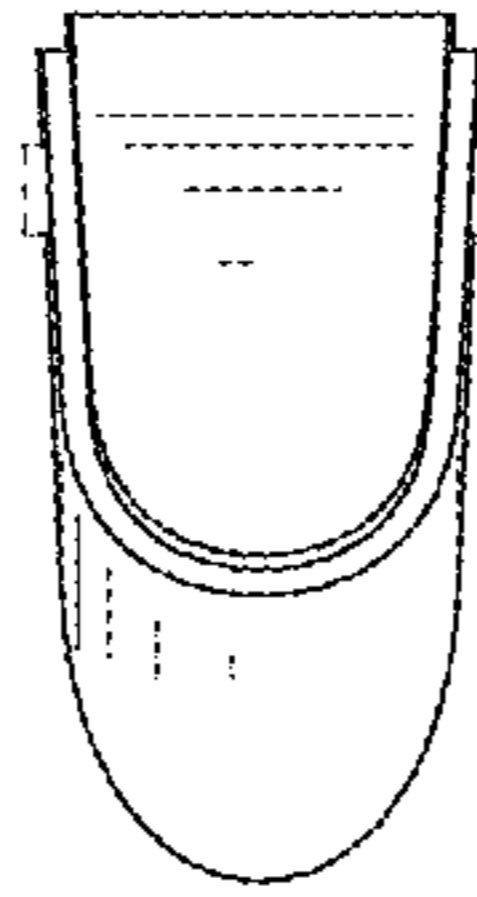


FIG. 7

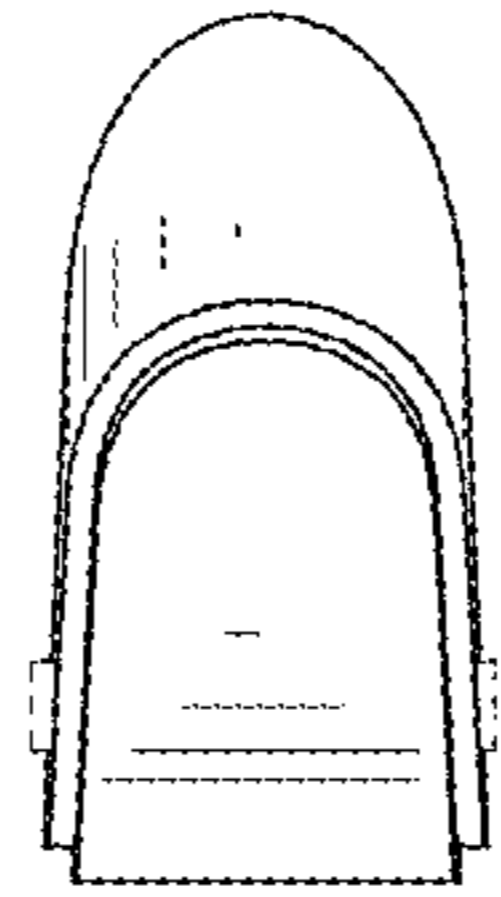


FIG. 8