



US00D905057S

(12) **United States Design Patent** (10) **Patent No.:** **US D905,057 S**
Amijo et al. (45) **Date of Patent:** **** Dec. 15, 2020**

(54) **FRONT COVER OF A DISPLAY DEVICE**

(71) Applicant: **HTC Corporation**, Taoyuan (TW)

(72) Inventors: **Natalia Amijo**, Taoyuan (TW);
Motokimi Yono, Taoyuan (TW); **Stuart Kyle**, Taoyuan (TW)

(73) Assignee: **HTC Corporation**, Taoyuan (TW)

(**) Term: **15 Years**

(21) Appl. No.: **29/743,323**

(22) Filed: **Jul. 21, 2020**

Related U.S. Application Data

(62) Division of application No. 29/674,583, filed on Dec. 21, 2018, now Pat. No. Des. 896,222.

(51) **LOC (12) Cl.** **14-02**

(52) **U.S. Cl.**
USPC **D14/372**

(58) **Field of Classification Search**
USPC D14/372, 496, 432, 371, 125, 126, 129,
D14/299; D16/300-342; 351/158, 153,
351/144; 345/7-9, 905; 455/344;
348/115, 53, 121, 739
CPC G02B 27/017; G02B 27/0158; G02B
27/0161; G02B 27/0181; G02B 27/0185;
G02B 27/0189
See application file for complete search history.

(56) **References Cited**

U.S. PATENT DOCUMENTS

D801,970 S	11/2017	Sullivan et al.	
D834,018 S *	11/2018	Wei	D14/372
D836,103 S *	12/2018	Robertson	D14/372
D839,871 S *	2/2019	Wei	D14/372
D840,397 S *	2/2019	Li	D14/372
D843,374 S *	3/2019	Nieto	D14/372
D859,408 S *	9/2019	Natsume	D14/372

D862,467 S *	10/2019	Chen	D14/372
D865,762 S *	11/2019	Lau	D14/372
D873,824 S	1/2020	Chen et al.	
D873,825 S	1/2020	Lionel et al.	
D874,459 S	2/2020	Limaye et al.	
D875,093 S *	2/2020	Park	D14/372
D875,094 S *	2/2020	Miller	D14/372
D896,222 S *	9/2020	Amijo	D14/372

FOREIGN PATENT DOCUMENTS

CN	304301738 S	9/2017
JP	D1617521 S	11/2018
TW	D185058 S	8/2017

* cited by examiner

Primary Examiner — Austin Murphy

(74) *Attorney, Agent, or Firm* — Birch, Stewart, Kolasch & Birch LLP

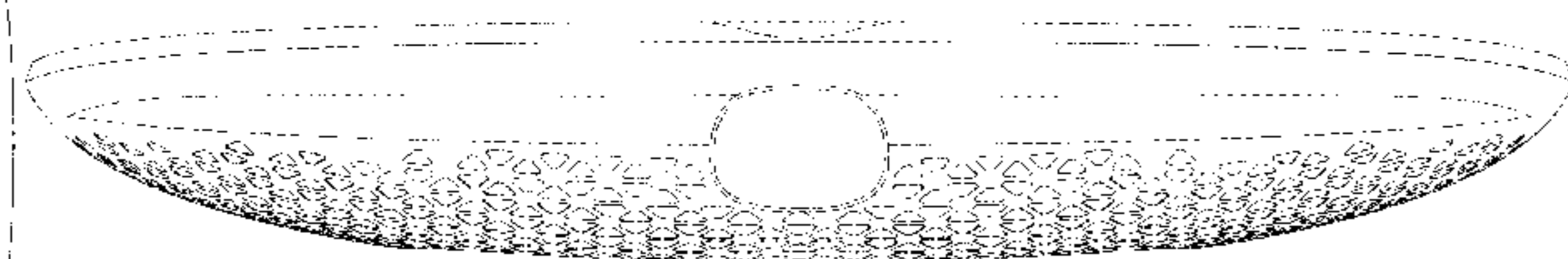
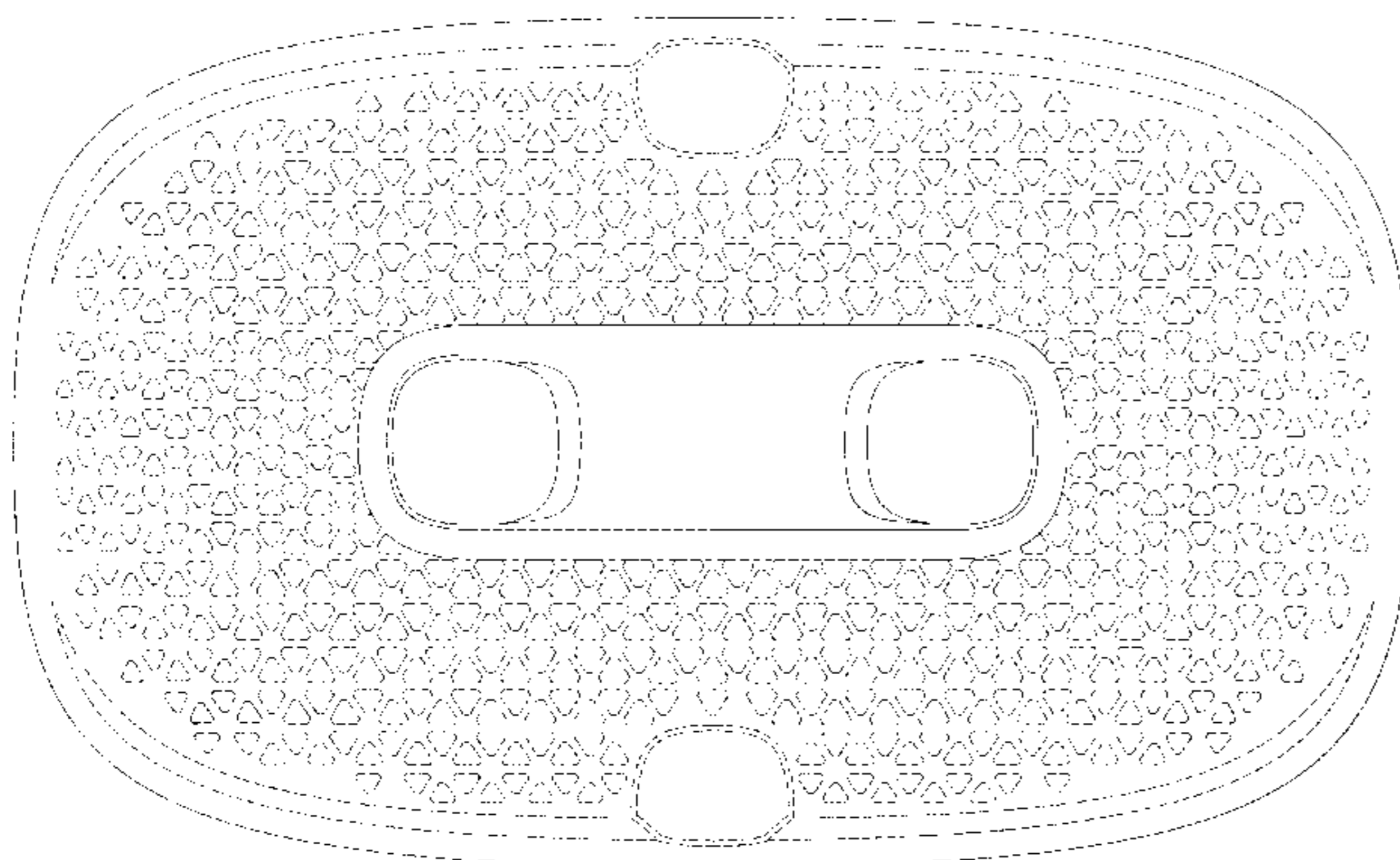
(57) **CLAIM**

The ornamental design for a front cover of a display device, as shown and described.

DESCRIPTION

FIG. 1 is a front perspective view of a front cover of a display device, such as a head mounted display, a virtual reality display, an augmented reality display, or a mixed reality display, in accordance with our new design; FIG. 2 is a another front perspective view thereof; FIG. 3 is a front view thereof; FIG. 4 is a left view thereof; FIG. 5 is a right view thereof; FIG. 6 is a top plan view thereof; and, FIG. 7 is a bottom plan view thereof. There is no design feature to be shown in the rear views of the front cover, and thus the rear views of the front cover are omitted therein. The broken lines in the drawings depict parts of the front cover of a display device only and form no part of the claimed design.

1 Claim, 7 Drawing Sheets



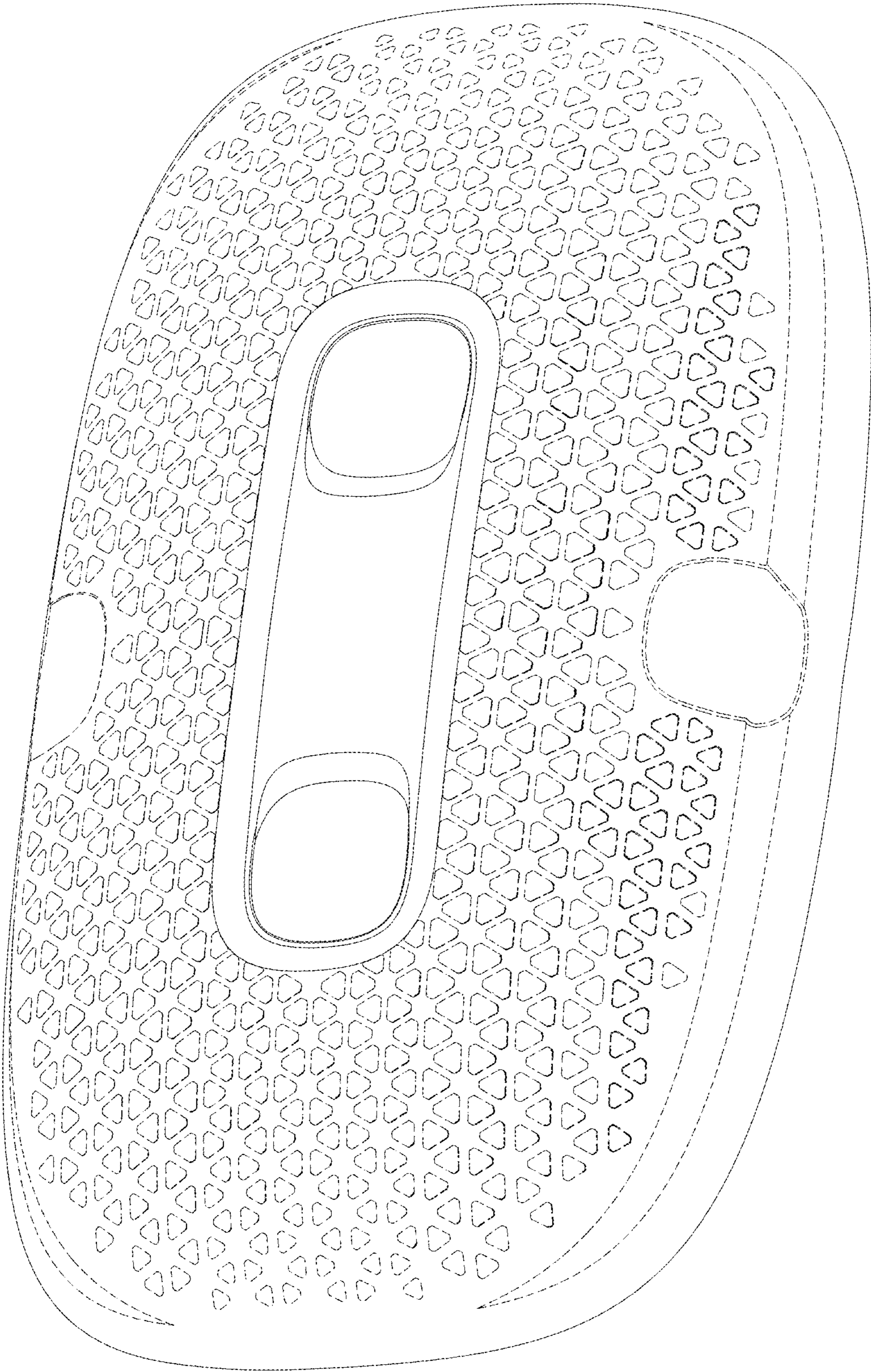


FIG. 1

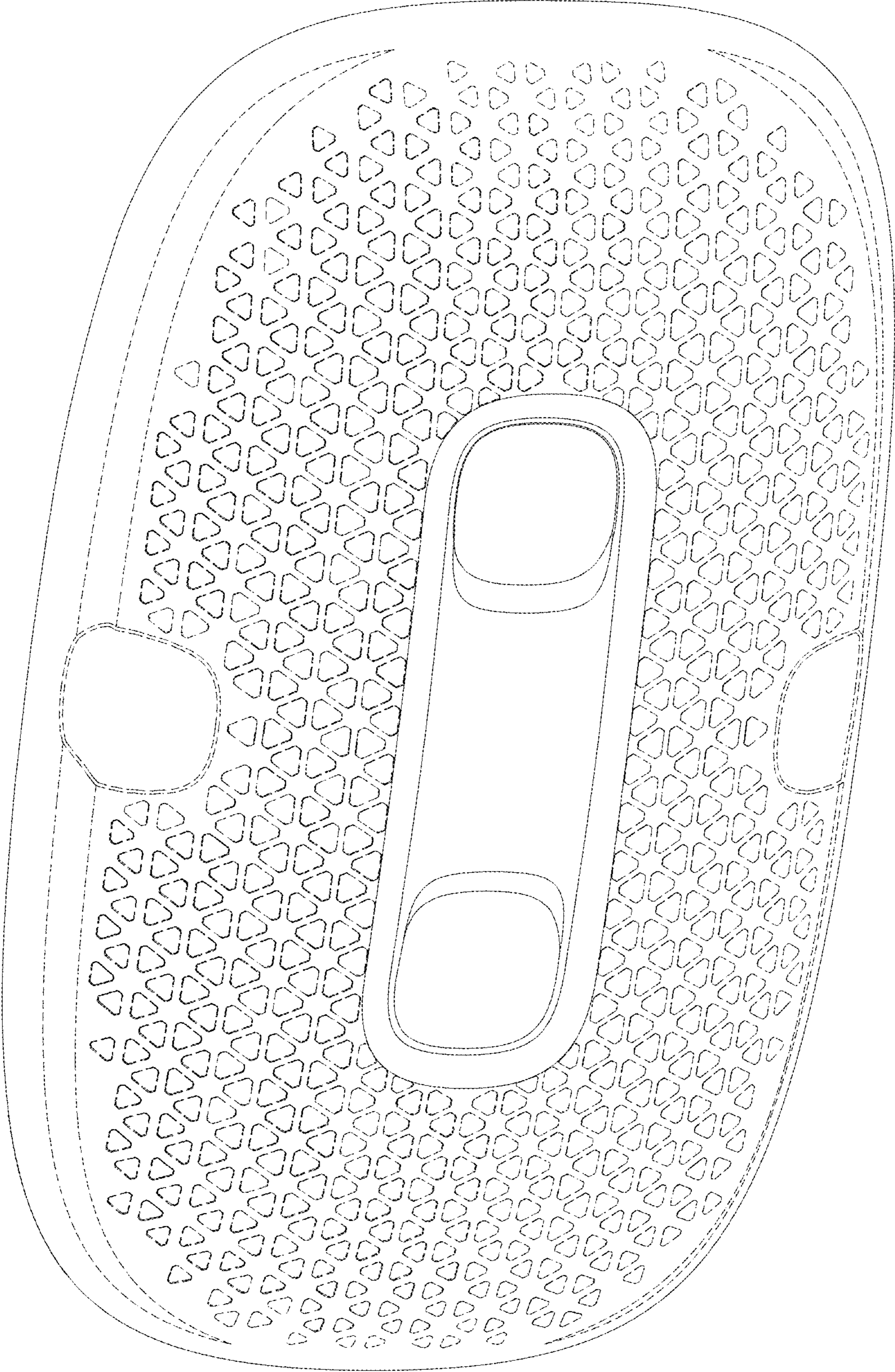


FIG. 2

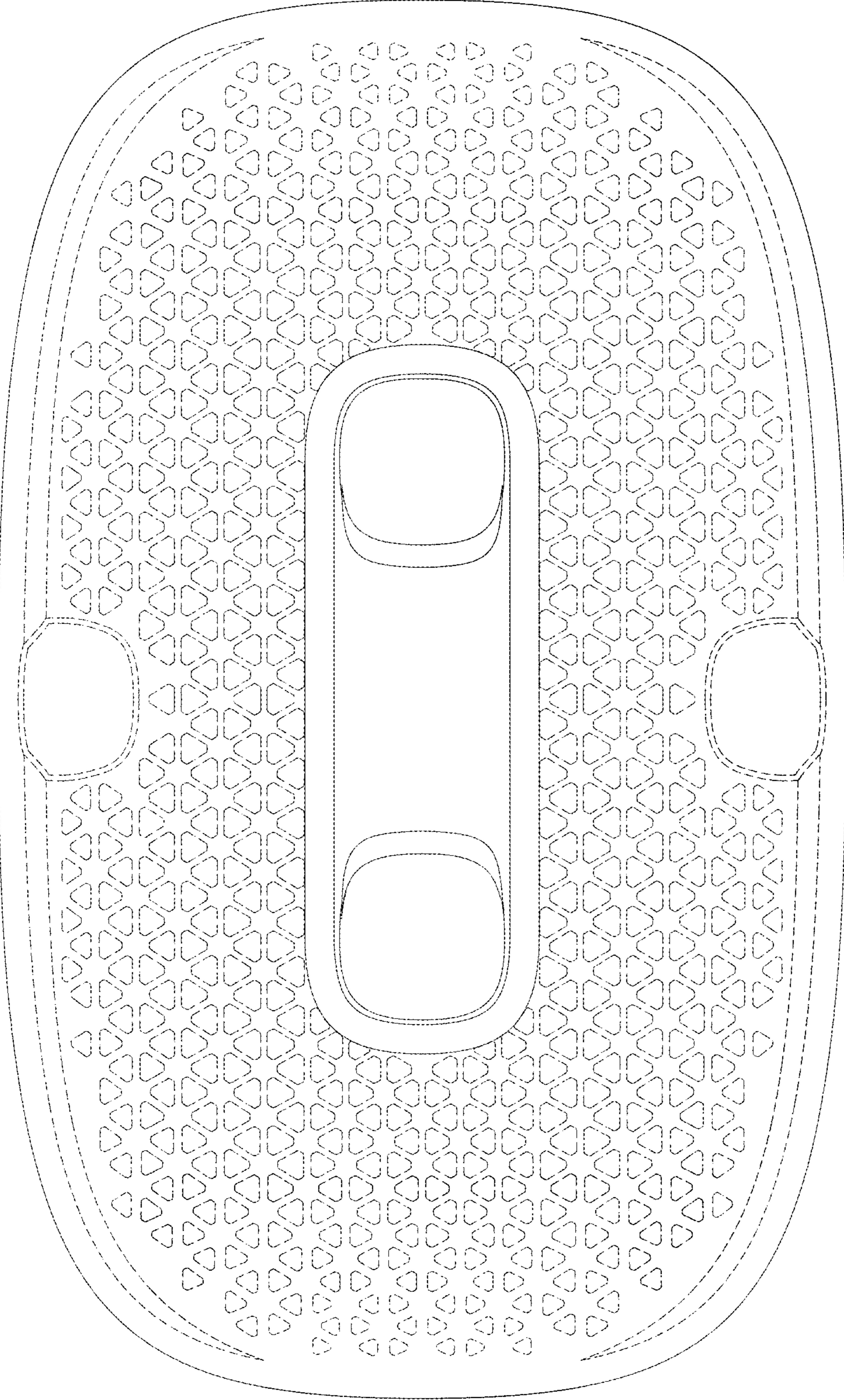


FIG. 3

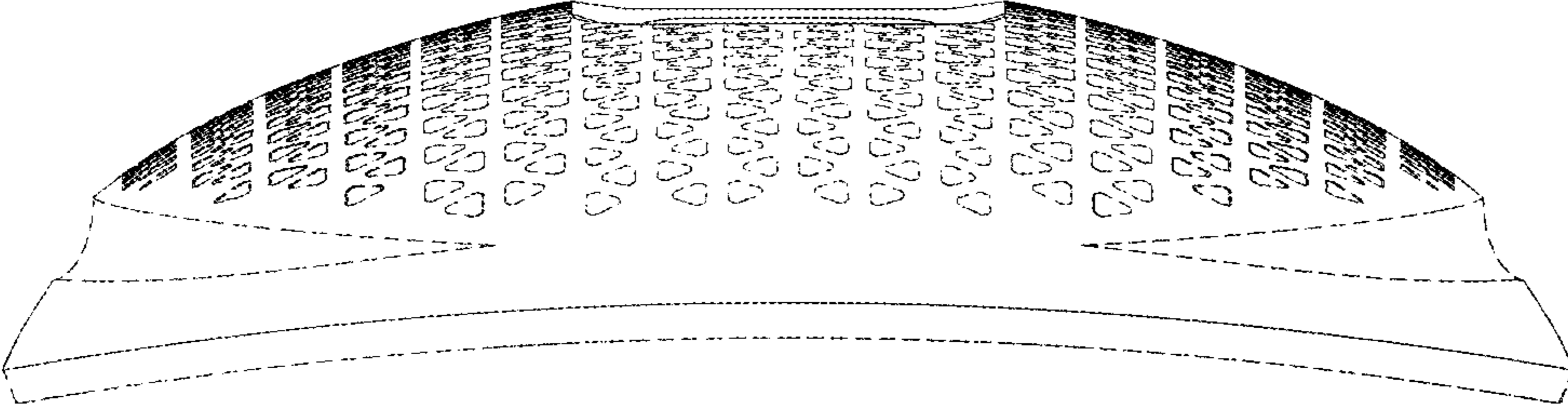


FIG. 4

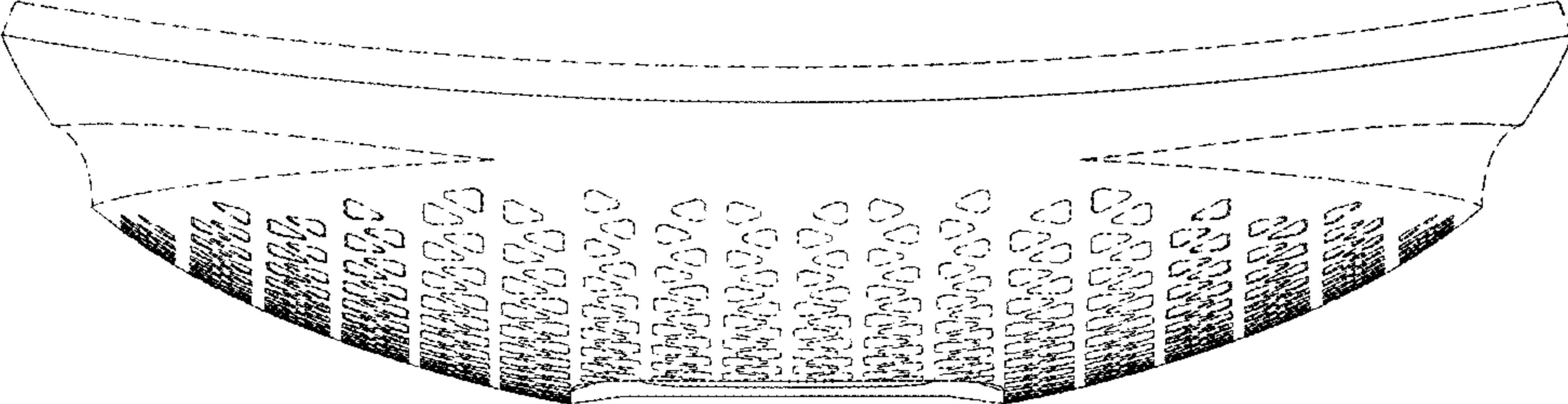


FIG. 5



FIG. 6

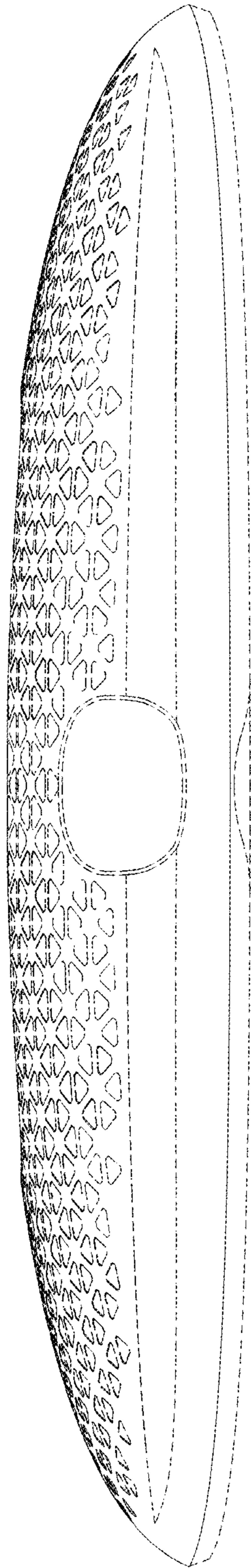


FIG. 7