



US00D905032S

(12) **United States Design Patent** (10) **Patent No.:** **US D905,032 S**
Seo et al. (45) **Date of Patent:** **** Dec. 15, 2020**

(54) **ELECTRONIC DEVICE**

(71) Applicant: **Samsung Electronics Co., Ltd.**,
Suwon-si (KR)

(72) Inventors: **Joo-Ho Seo**, Seoul (KR); **Dong-Hun Kim**, Seoul (KR); **Han-Gil Song**, Seoul (KR); **Min-Hyoun Lee**, Bundang-gu (KR)

(73) Assignee: **Samsung Electronics Co., Ltd.**,
Suwon-si (KR)

(**) Term: **15 Years**

(21) Appl. No.: **29/686,013**

(22) Filed: **Apr. 2, 2019**

(30) **Foreign Application Priority Data**

Oct. 4, 2018 (KR) 30-2018-0045687

(51) **LOC (12) Cl.** **14-03**

(52) **U.S. Cl.**
USPC **D14/248**

(58) **Field of Classification Search**
USPC D14/138 G, 138 AD, 248, 341, 371, 374,
D14/138 R, 138 AA, 138 AB, 138 AC,
D14/138 C, 247

(Continued)

(56) **References Cited**

U.S. PATENT DOCUMENTS

D554,098 S * 10/2007 Lee D14/138 AD

D592,628 S * 5/2009 Kim D14/138 AD

(Continued)

FOREIGN PATENT DOCUMENTS

CN 2015304210998 4/2016
EM 003361401-0001 12/2016
EM 003361401-0003 12/2016

Primary Examiner — Bridget L Eland

(74) *Attorney, Agent, or Firm* — NSIP Law

(57) **CLAIM**

We claim the ornamental design for an electronic device, as shown and described.

DESCRIPTION

FIG. 1 is a front perspective view of an electronic device showing our new design in a first environment;

FIG. 2 is a front view thereof;

FIG. 3 is a rear view thereof;

FIG. 4 is a left-side view thereof;

FIG. 5 is a right-side view thereof;

FIG. 6 is a top view thereof;

FIG. 7 is a bottom view thereof;

FIG. 8 is a rear perspective view thereof;

FIG. 9 is an enlarged view of the encircled portion in FIG. 1;

FIG. 10 is an enlarged view of the encircled portion in FIG. 5;

FIG. 11 is an enlarged view of the encircled portion in FIG. 8;

FIG. 12 is a front perspective view of an electronic device showing our new design in a second environment;

FIG. 13 is a front view thereof;

FIG. 14 is a rear view thereof;

FIG. 15 is a left-side view thereof;

FIG. 16 is a right-side view thereof;

FIG. 17 is a top view thereof;

FIG. 18 is a bottom view thereof; and,

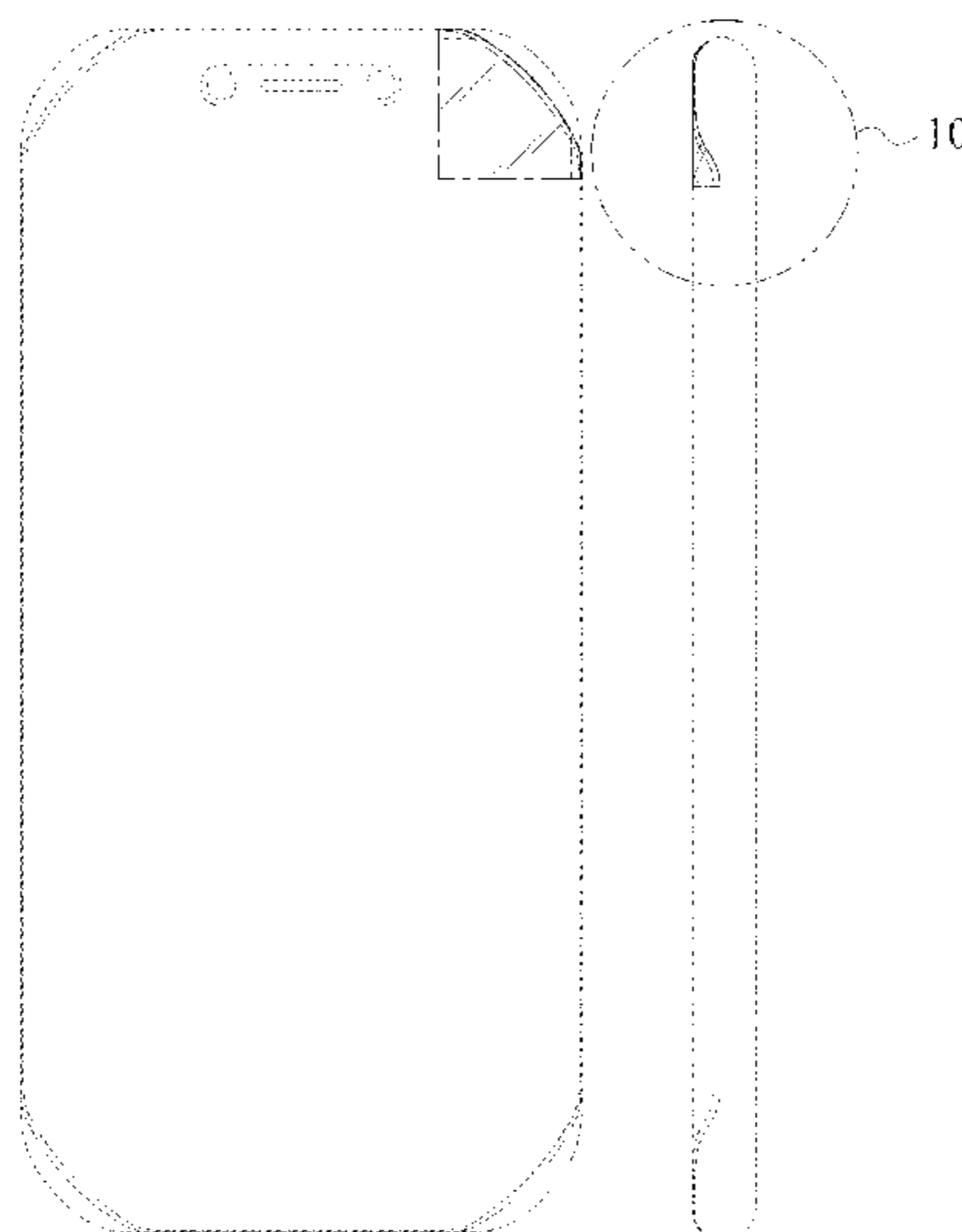
FIG. 19 is a rear perspective view thereof.

The evenly-dashed broken lines in the figures depict portions of the electronic device which form no part of the claimed design.

The dot-dash broken lines in the figures define boundaries of the claimed design and form no part of the claimed design.

The dot-dot-dash broken lines encircling portions of the claimed design that are illustrated in enlargements form no part of the claimed design.

1 Claim, 19 Drawing Sheets



- (58) **Field of Classification Search**
 CPC H04M 1/0202; H04M 1/0235; H04M
 1/0237; H04M 1/0239; H04M 1/0266;
 H04M 1/0268; H04M 1/027; H04M
 1/0295; H04M 1/02; H04M 1/0279;
 H04M 1/0283
 See application file for complete search history.

(56) **References Cited**

U.S. PATENT DOCUMENTS

D611,025 S * 3/2010 Yu D14/138 G
 D618,646 S * 6/2010 Wykes D14/138 AD
 D619,989 S * 7/2010 Huang D14/138 AD
 D638,814 S * 5/2011 Sutherland D14/138 G
 D656,118 S * 3/2012 Kim D14/138 G
 D678,232 S * 3/2013 Harmon D14/138 G
 D681,590 S * 5/2013 Han D14/138 G
 D691,576 S * 10/2013 Lee D14/138 G
 D712,864 S * 9/2014 Hirota D14/138 G
 D750,589 S * 3/2016 Kim D14/138 G
 D751,051 S * 3/2016 Cho D14/138 G
 D763,837 S * 8/2016 Choe D14/248
 D768,594 S 10/2016 Szeto
 D783,563 S 4/2017 Choo et al.
 D785,612 S * 5/2017 Kim D14/248
 D786,226 S * 5/2017 Kim D14/248

D797,089 S * 9/2017 Lee D14/248
 D797,090 S * 9/2017 Lee D14/248
 D797,726 S * 9/2017 Lee D14/341
 D800,083 S * 10/2017 Park D14/138 G
 D803,822 S * 11/2017 Lee D14/248
 D807,850 S * 1/2018 Whang D14/138 G
 D816,649 S * 5/2018 Song D14/248
 D829,679 S * 10/2018 Cho D14/138 G
 D833,996 S * 11/2018 Li D14/138 G
 D845,288 S * 4/2019 Park D14/248
 D846,522 S * 4/2019 Lee D14/138 G
 D854,523 S * 7/2019 Kim D14/248
 D854,525 S * 7/2019 Choi D14/248
 D860,178 S * 9/2019 Song D14/248
 D864,934 S * 10/2019 Park D14/248
 D865,700 S * 11/2019 Shin D14/138 G
 D866,500 S * 11/2019 Shin D14/138 G
 D866,541 S * 11/2019 Park D14/248
 D866,542 S * 11/2019 Park D14/248
 D867,349 S * 11/2019 Kim D14/248
 D868,050 S * 11/2019 Song D14/248
 D868,763 S * 12/2019 Kim D14/248
 D870,088 S * 12/2019 Kim D14/248
 D876,416 S * 2/2020 Park D14/248
 D877,129 S * 3/2020 Kim D14/248
 D882,541 S * 4/2020 Xu D14/138 G
 D882,556 S * 4/2020 Kim D14/248
 D890,737 S * 7/2020 Park D14/248

* cited by examiner

FIG. 1



FIG. 2




FIG. 3




FIG. 4




FIG. 5




FIG. 6




FIG. 7




FIG. 8




FIG. 9

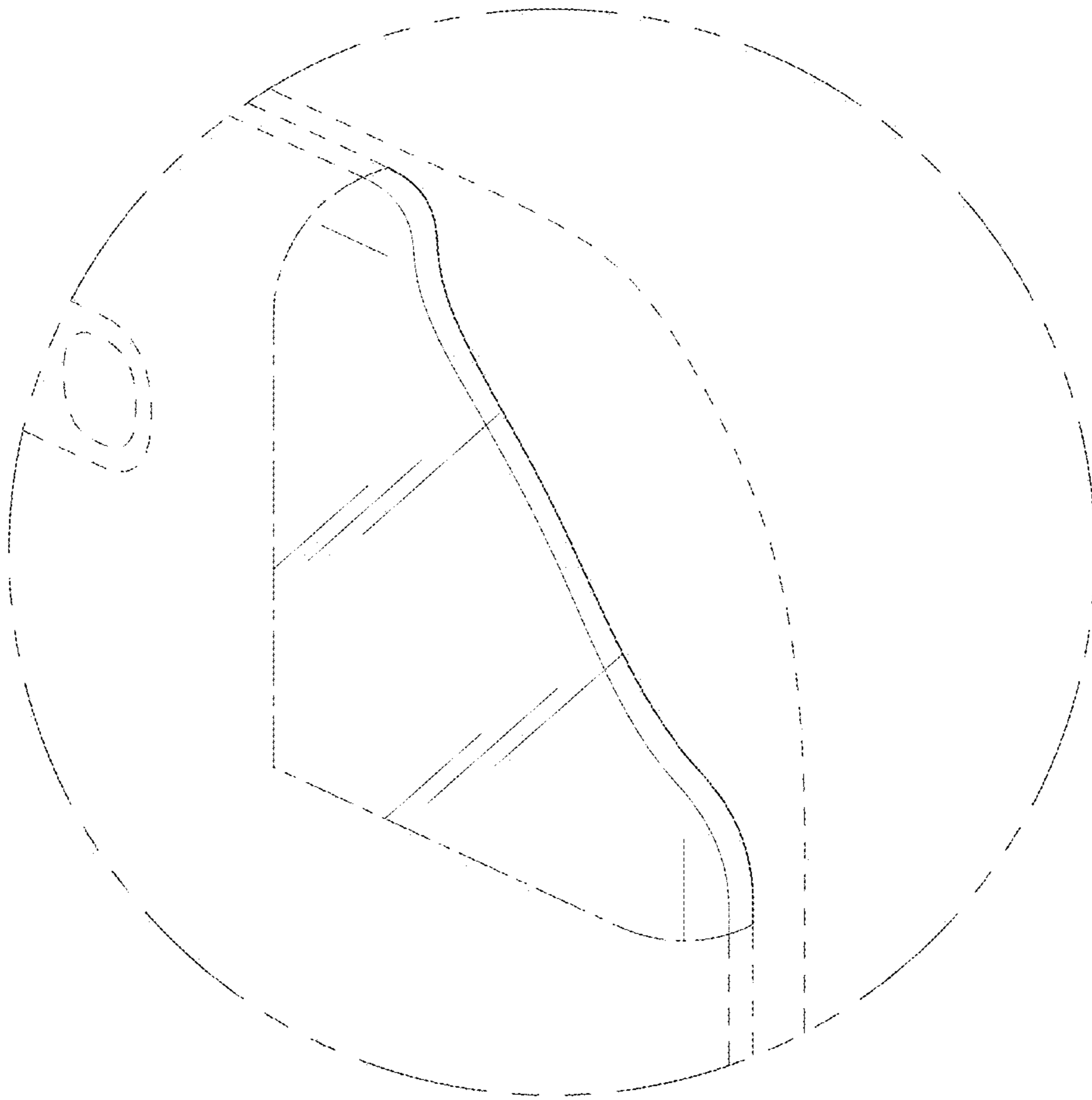


FIG. 10

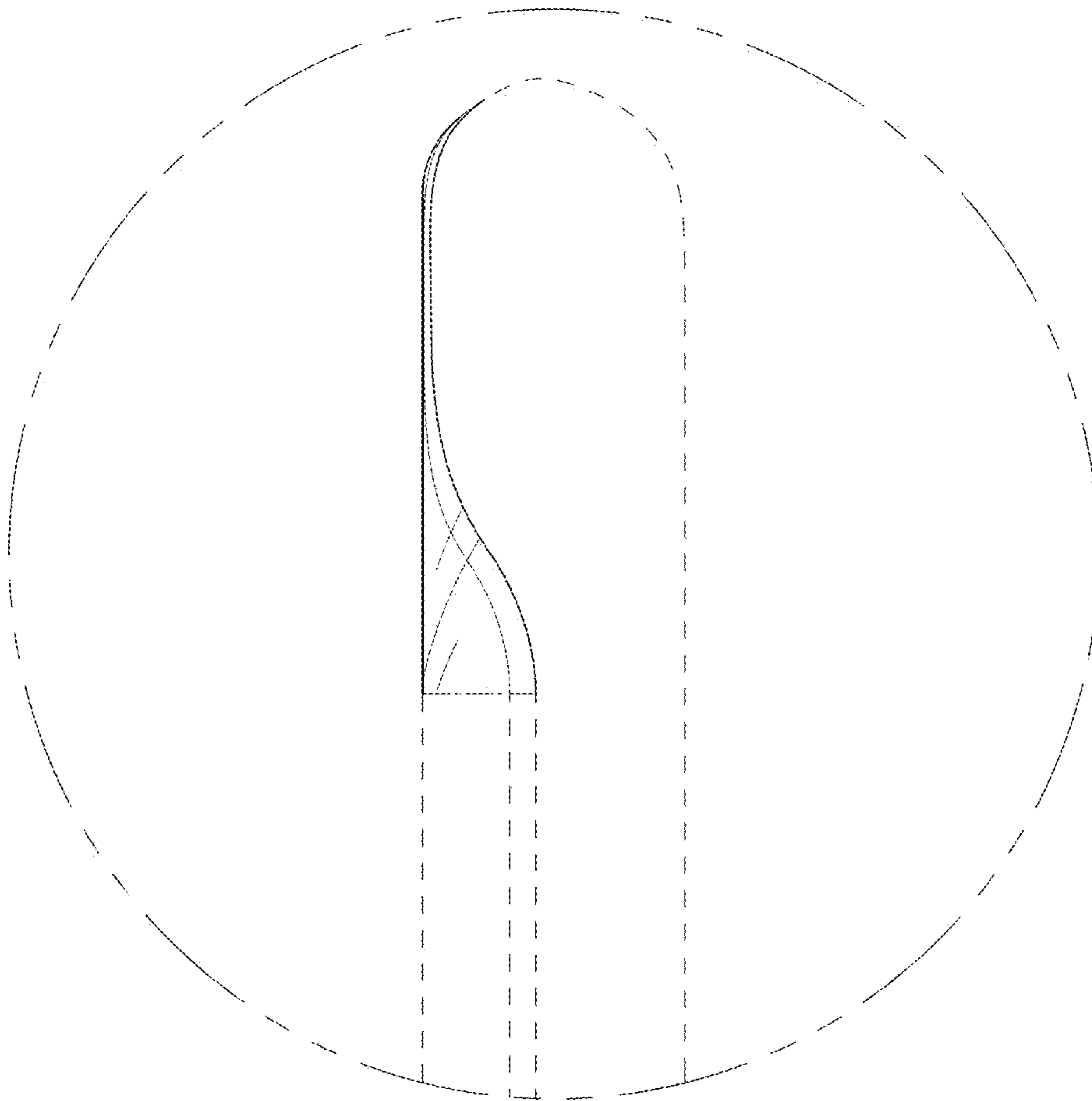


FIG. 11

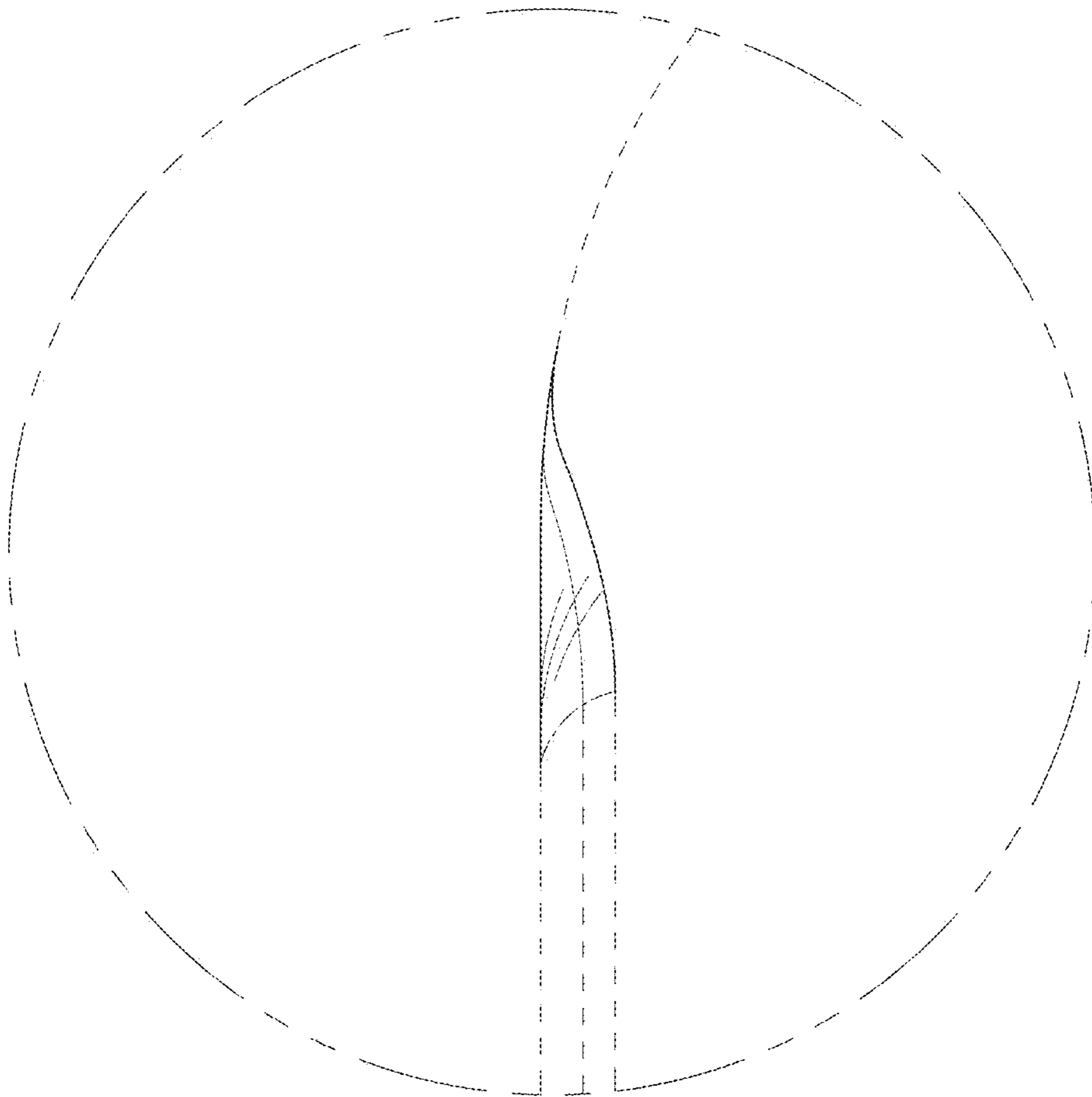


FIG. 12



FIG. 13




FIG. 14




FIG. 15




FIG. 16

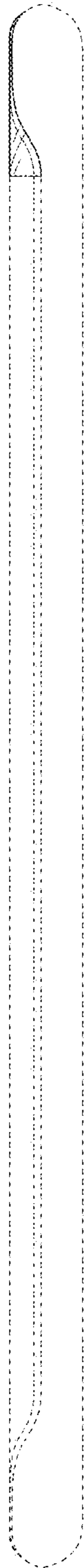


FIG. 17

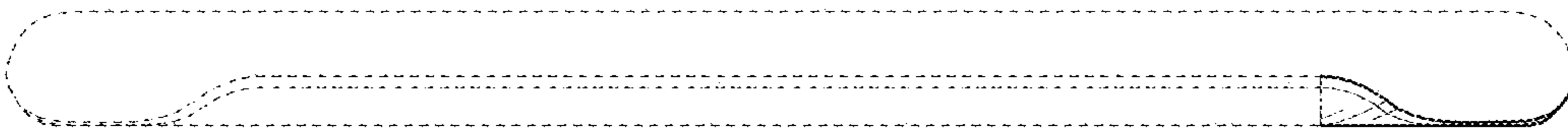


FIG. 18

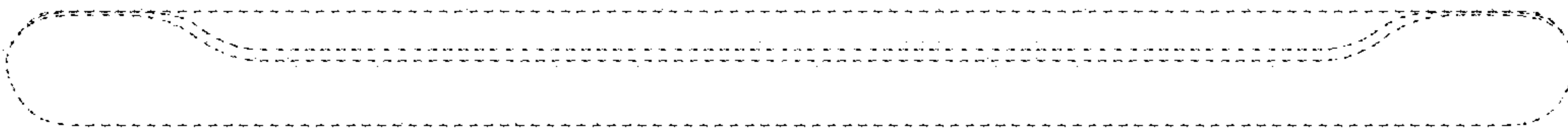


FIG. 19

