



US00D905031S

(12) **United States Design Patent** (10) **Patent No.:** **US D905,031 S**  
**Seo et al.** (45) **Date of Patent:** **\*\* Dec. 15, 2020**

(54) **ELECTRONIC DEVICE**

(71) Applicant: **Samsung Electronics Co., Ltd.**,  
Suwon-si (KR)

(72) Inventors: **Joo-Ho Seo**, Seoul (KR); **Dong-Hun Kim**, Seoul (KR); **Han-Gil Song**, Seoul (KR); **Min-Hyoun Lee**, Bundang-gu (KR)

(73) Assignee: **Samsung Electronics Co., Ltd.**,  
Suwon-si (KR)

(\*\*) Term: **15 Years**

(21) Appl. No.: **29/686,003**

(22) Filed: **Apr. 2, 2019**

(30) **Foreign Application Priority Data**

Oct. 4, 2018 (KR) ..... 30-2018-0045683

(51) **LOC (12) Cl.** ..... **14-03**

(52) **U.S. Cl.**  
USPC ..... **D14/248**

(58) **Field of Classification Search**  
USPC .... D14/138 G, 138 AD, 248, 341, 371, 374,  
D14/138 R, 138 AA, 138 AB, 138 AC,  
D14/138 C, 247

(Continued)

(56) **References Cited**

**U.S. PATENT DOCUMENTS**

D554,098 S \* 10/2007 Lee ..... D14/138 AD

D592,628 S \* 5/2009 Kim ..... D14/138 AD

(Continued)

**FOREIGN PATENT DOCUMENTS**

CN 2015304210998 4/2016  
EM 002745273-0003 2/2016  
EM 003361401-0001 12/2016

*Primary Examiner* — Bridget L Eland  
(74) *Attorney, Agent, or Firm* — NSIP Law

(57) **CLAIM**

We claim the ornamental design for an electronic device, as shown and described.

**DESCRIPTION**

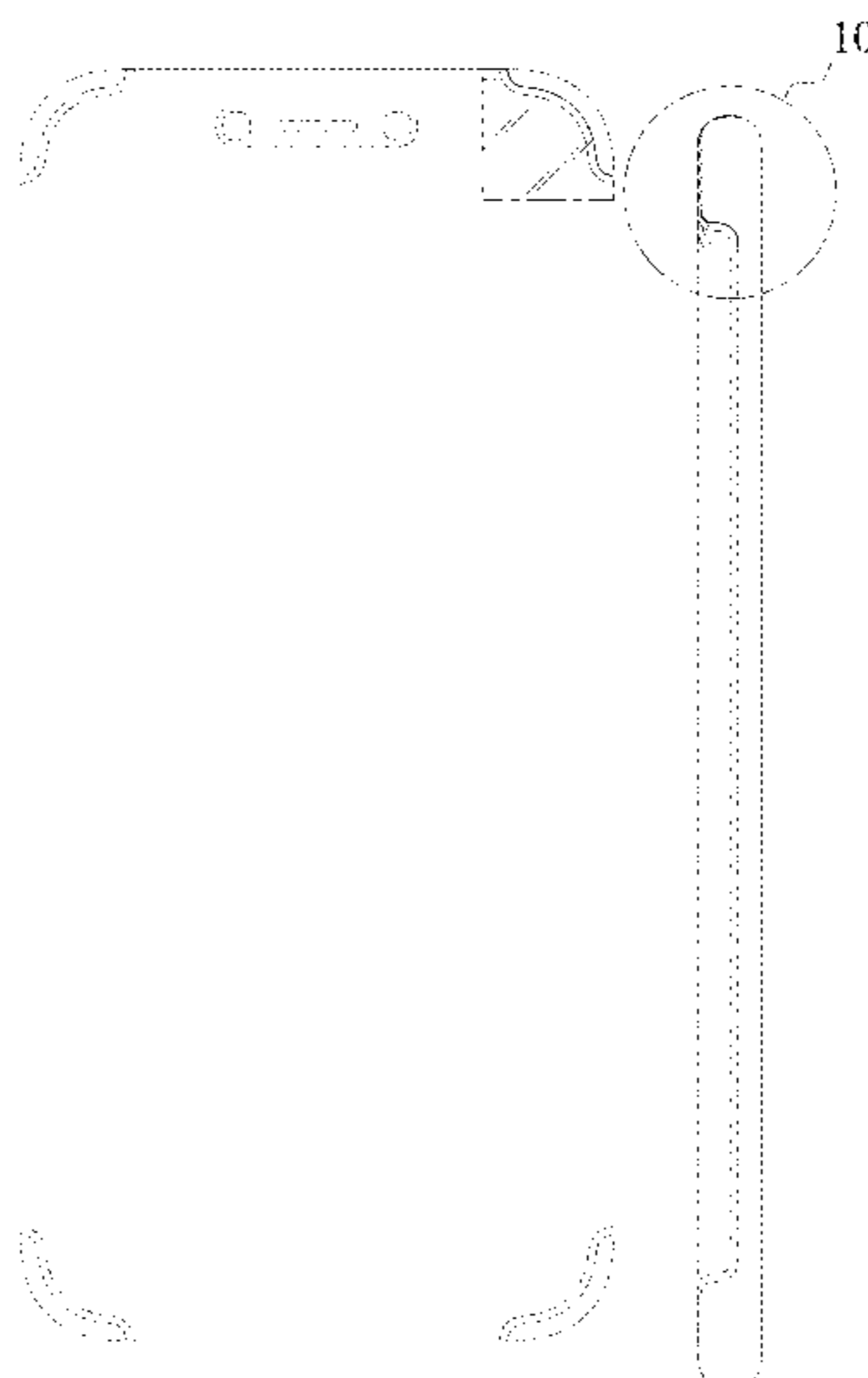
FIG. 1 is a front perspective view of an electronic device showing our new design according to a first environment; FIG. 2 is a front view thereof; FIG. 3 is a rear view thereof; FIG. 4 is a left-side view thereof; FIG. 5 is a right-side view thereof; FIG. 6 is a top view thereof; FIG. 7 is a bottom view thereof; FIG. 8 is a rear perspective view thereof; FIG. 9 is an enlarged view of the encircled portion in FIG. 1; FIG. 10 is an enlarged view of the encircled portion in FIG. 5; and FIG. 11 is an enlarged view of the encircled portion in FIG. 8.

FIG. 12 is a front perspective view of an electronic device showing our new design according to a second environment; FIG. 13 is a front view thereof; FIG. 14 is a rear view thereof; FIG. 15 is a left-side view thereof; FIG. 16 is a right-side view thereof; FIG. 17 is a top view thereof; FIG. 18 is a bottom view thereof; and, FIG. 19 is a rear perspective view thereof.

The evenly-dashed broken lines in the figures depict portions of the electronic device which form no part of the claimed design.

The dot-dash broken lines in the figures define boundaries of the claimed design and form no part of the claimed design. The dot-dot-dash broken lines encircling portions of the claimed design that are illustrated in enlargements form no part of the claimed design.

**1 Claim, 19 Drawing Sheets**



(58) **Field of Classification Search**

CPC ..... H04M 1/0202; H04M 1/0235; H04M  
1/0237; H04M 1/0239; H04M 1/0266;  
H04M 1/0268; H04M 1/027; H04M  
1/0295; H04M 1/02; H04M 1/0279;  
H04M 1/0283

See application file for complete search history.

(56) **References Cited**

U.S. PATENT DOCUMENTS

D611,025 S \* 3/2010 Yu ..... D14/138 G  
D618,646 S \* 6/2010 Wykes ..... D14/138 AD  
D619,989 S \* 7/2010 Huang ..... D14/138 AD  
D638,814 S \* 5/2011 Sutherland ..... D14/138 G  
D656,118 S \* 3/2012 Kim ..... D14/138 G  
D678,232 S \* 3/2013 Harmon ..... D14/138 G  
D681,590 S \* 5/2013 Han ..... D14/138 G  
D691,576 S \* 10/2013 Lee ..... D14/138 G  
D712,864 S \* 9/2014 Hirota ..... D14/138 G  
D750,589 S \* 3/2016 Kim ..... D14/138 G  
D751,051 S \* 3/2016 Cho ..... D14/138 G  
D763,837 S \* 8/2016 Choe ..... D14/248  
D768,594 S 10/2016 Szeto  
D783,563 S 4/2017 Choo et al.

D785,612 S \* 5/2017 Kim ..... D14/248  
D786,226 S \* 5/2017 Kim ..... D14/248  
D797,089 S \* 9/2017 Lee ..... D14/248  
D797,090 S \* 9/2017 Lee ..... D14/248  
D797,726 S \* 9/2017 Lee ..... D14/341  
D800,083 S \* 10/2017 Park ..... D14/138 G  
D803,822 S \* 11/2017 Lee ..... D14/248  
D816,649 S \* 5/2018 Song ..... D14/248  
D845,288 S \* 4/2019 Park ..... D14/248  
D846,522 S \* 4/2019 Lee ..... D14/138 G  
D854,523 S \* 7/2019 Kim ..... D14/248  
D854,525 S \* 7/2019 Choi ..... D14/248  
D860,178 S \* 9/2019 Song ..... D14/248  
D864,934 S \* 10/2019 Park ..... D14/248  
D866,541 S \* 11/2019 Park ..... D14/248  
D866,542 S \* 11/2019 Park ..... D14/248  
D867,349 S \* 11/2019 Kim ..... D14/248  
D868,050 S \* 11/2019 Song ..... D14/248  
D868,763 S \* 12/2019 Kim ..... D14/248  
D870,088 S \* 12/2019 Kim ..... D14/248  
D876,416 S \* 2/2020 Park ..... D14/248  
D877,129 S \* 3/2020 Kim ..... D14/248  
D882,541 S \* 4/2020 Xu ..... D14/138 G  
D882,556 S \* 4/2020 Kim ..... D14/248  
D890,737 S \* 7/2020 Park ..... D14/248

\* cited by examiner

FIG. 1




FIG. 2



FIG. 3



FIG. 4

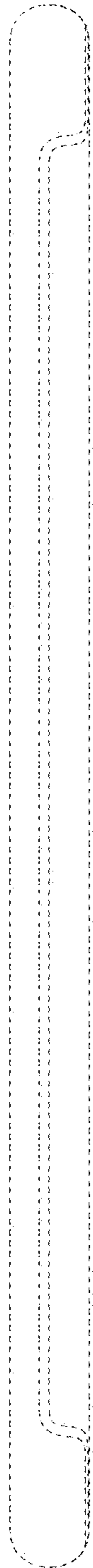


FIG. 5




FIG. 6






FIG. 7




FIG. 8




FIG. 9

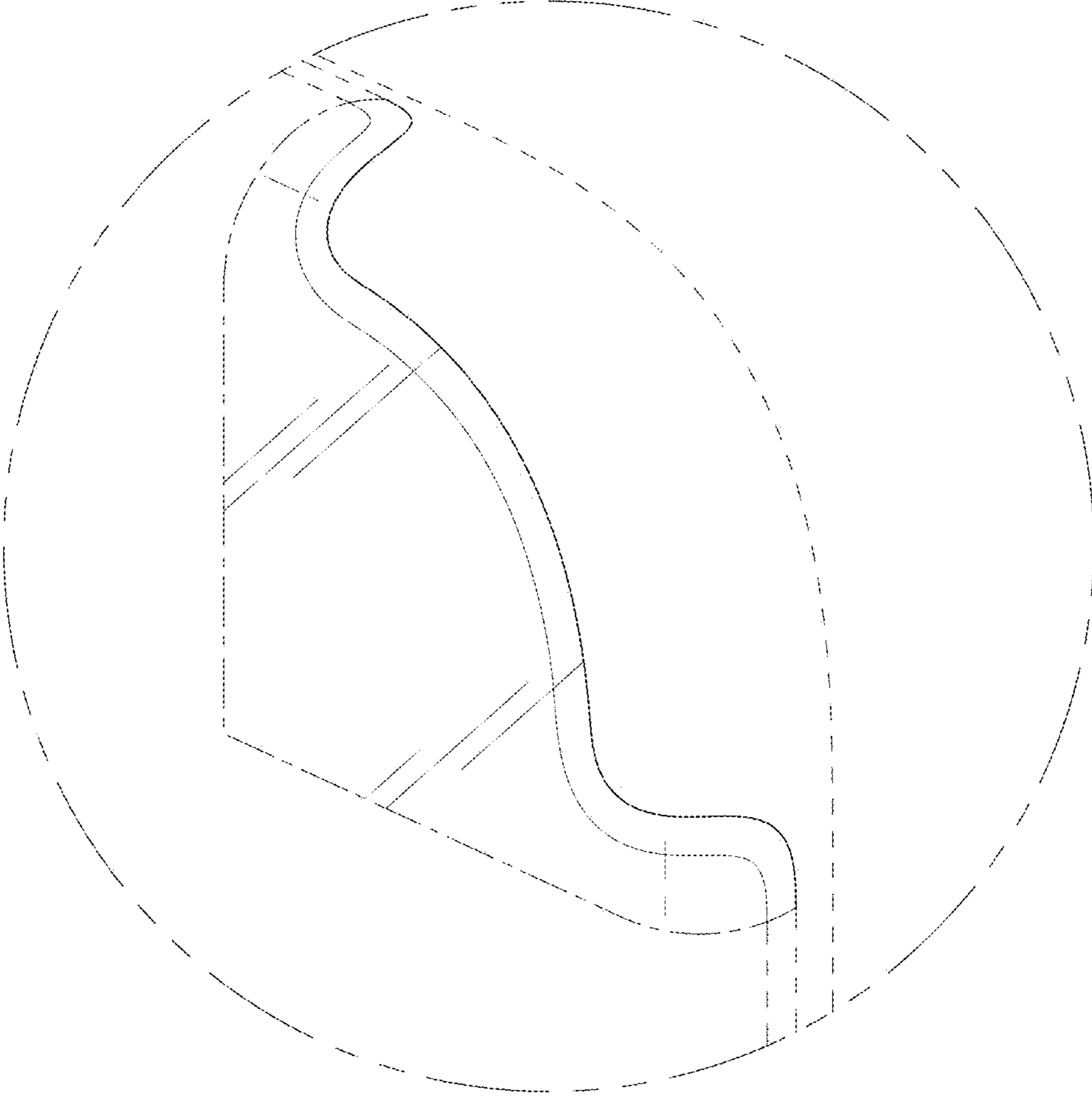


FIG. 10

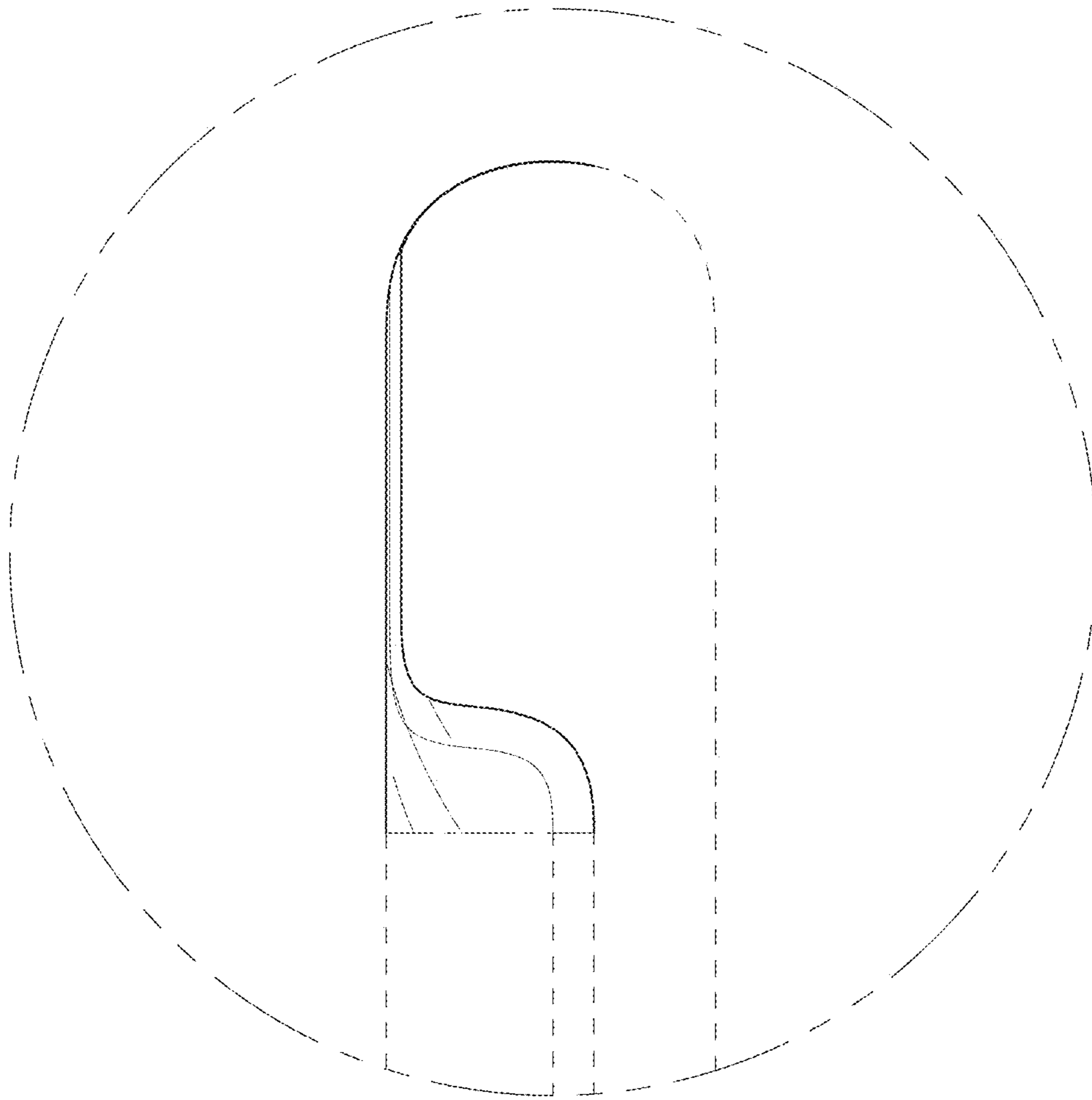


FIG. 11

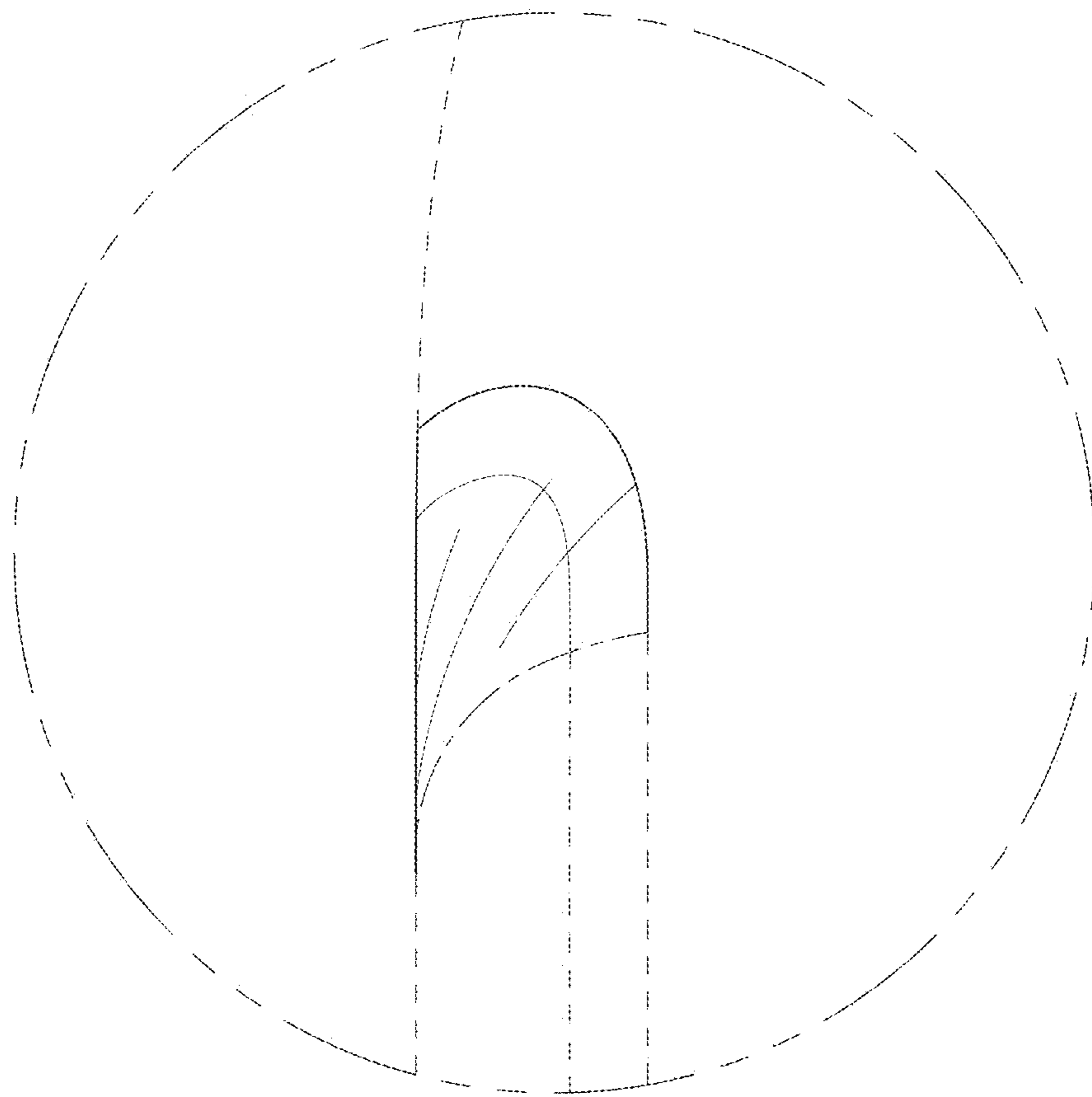


FIG. 12




FIG. 13




FIG. 14






FIG. 15

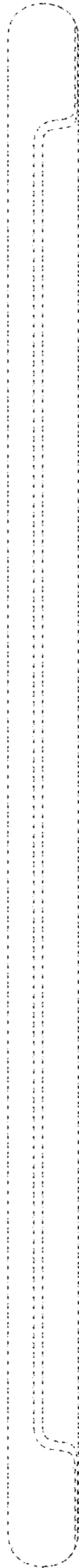


FIG. 16

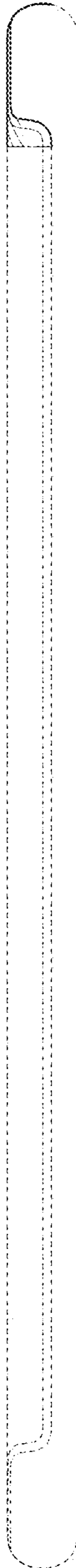


FIG. 17

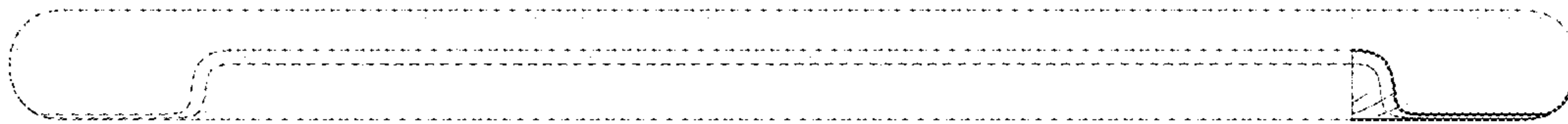


FIG. 18




FIG. 19

