



US00D905030S

(12) **United States Design Patent** (10) **Patent No.:** **US D905,030 S**
Seo et al. (45) **Date of Patent:** **** Dec. 15, 2020**

(54) **MOBILE PHONE**
(71) Applicant: **Samsung Electronics Co., Ltd.**,
Suwon-si (KR)
(72) Inventors: **Jae-Hun Seo**, Suwon-si (KR);
Won-Kyu Sung, Seongnam-si (KR)
(73) Assignee: **SAMSUNG ELECTRONICS CO.,**
LTD., Suwon-si (KR)
(**) Term: **15 Years**
(21) Appl. No.: **29/678,957**
(22) Filed: **Jan. 31, 2019**
(30) **Foreign Application Priority Data**

Aug. 1, 2018 (KR) 30-2018-0035757

(51) **LOC (12) Cl.** **14-03**

(52) **U.S. Cl.**
USPC **D14/248**

(58) **Field of Classification Search**
USPC D14/138 G, 248, 341, 371, 374, 138 R,
D14/138 AA, 138 AB, 138 AC, 138 AD,
D14/138 C, 247
CPC H04M 1/02; H04M 1/0279; H04M 1/0202;
H04M 1/0283; H04M 1/0268
See application file for complete search history.

(56) **References Cited**
U.S. PATENT DOCUMENTS

- D627,343 S * 11/2010 Andre D14/203.7
- D639,805 S * 6/2011 Song D14/138 G
- D654,464 S * 2/2012 Han D14/138 G
- D668,238 S * 10/2012 Kim D14/138 G
- D692,845 S * 11/2013 Cho D14/138 G
- D697,507 S * 1/2014 Yu D14/341
- D698,785 S * 2/2014 Canizares D14/341
- D707,214 S * 6/2014 Reivo D14/248

- D722,038 S * 2/2015 Cheng D14/138 G
- D817,314 S * 5/2018 Kwon D14/248
- D819,591 S * 6/2018 Kwon D14/138 G
- D825,513 S * 8/2018 Seo D14/138 AB
- D825,518 S * 8/2018 Kikuchi D14/138 AB
- D826,203 S * 8/2018 Seo D14/138 AB
- D826,889 S * 8/2018 Seo D14/138 AB
- D827,604 S * 9/2018 Seo D14/138 AB
- D828,318 S * 9/2018 Seo D14/138 AB
- D828,319 S * 9/2018 Seo D14/138 AB
- D832,829 S * 11/2018 Kwon D14/248
- D841,634 S * 2/2019 Ryu D14/248
- D842,833 S * 3/2019 Seo D14/138 AB
- D842,834 S * 3/2019 Seo D14/138 AB
- D854,528 S * 7/2019 Ryu D14/248
- D855,043 S * 7/2019 Ryu D14/248
- D855,044 S * 7/2019 Cho D14/248
- D859,341 S * 9/2019 Kang D14/138 AB
- D863,245 S * 10/2019 Yuan D14/138 G

(Continued)

Primary Examiner — Bridget L Eland
(74) *Attorney, Agent, or Firm* — McAndrews Held & Malloy, Ltd.

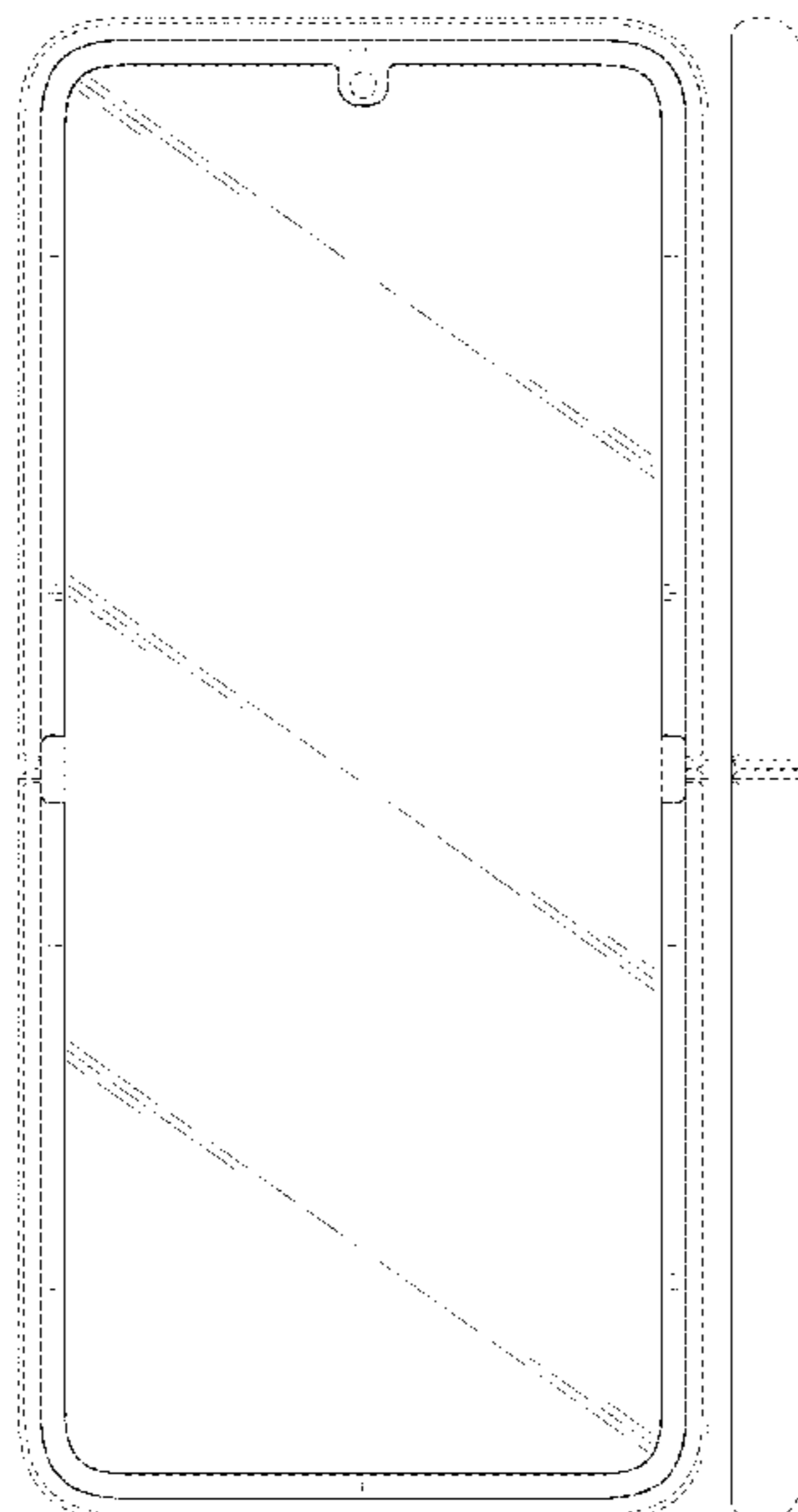
(57) **CLAIM**

The ornamental design for a mobile phone, as shown and described.

DESCRIPTION

FIG. 1 is a front perspective view of a mobile phone showing our new design;
FIG. 2 is a front elevation view thereof;
FIG. 3 is a rear elevation view thereof;
FIG. 4 is a left side elevation view thereof;
FIG. 5 is a right side elevation view thereof;
FIG. 6 is a top plan view thereof; and,
FIG. 7 is a bottom plan view thereof.
The evenly-spaced dashed broken lines in the figures depict portions of the mobile phone that form no part of the claimed design.

1 Claim, 7 Drawing Sheets



(56)

References Cited

U.S. PATENT DOCUMENTS

D867,350	S	*	11/2019	Park	D14/248
D869,423	S	*	12/2019	Cho	D14/138 G
10,530,911	B2	*	1/2020	Bao	H04N 7/0127
D874,417	S	*	2/2020	Chong	D14/138 G
D874,450	S	*	2/2020	Cha	D14/248
D877,710	S	*	3/2020	Wu	D14/138 G
D879,064	S	*	3/2020	Park	D14/138 G
D879,736	S	*	3/2020	Park	D14/138 G
10,627,864	B2	*	4/2020	Bao	G09G 3/3208
10,645,205	B2	*	5/2020	Lee	H04M 1/0268
2017/0289324	A1	*	10/2017	Yeo	G06F 1/1637
2018/0196475	A1	*	7/2018	Bao	G06F 1/1686
2019/0166703	A1	*	5/2019	Kim	H05K 5/0017
2019/0245955	A1	*	8/2019	Lee	G06F 1/1616
2019/0339739	A1	*	11/2019	Park	G06F 1/1681
2019/0339746	A1	*	11/2019	Kim	B32B 17/00
2020/0097044	A1	*	3/2020	Kim	G06F 1/1607

* cited by examiner

FIG. 1

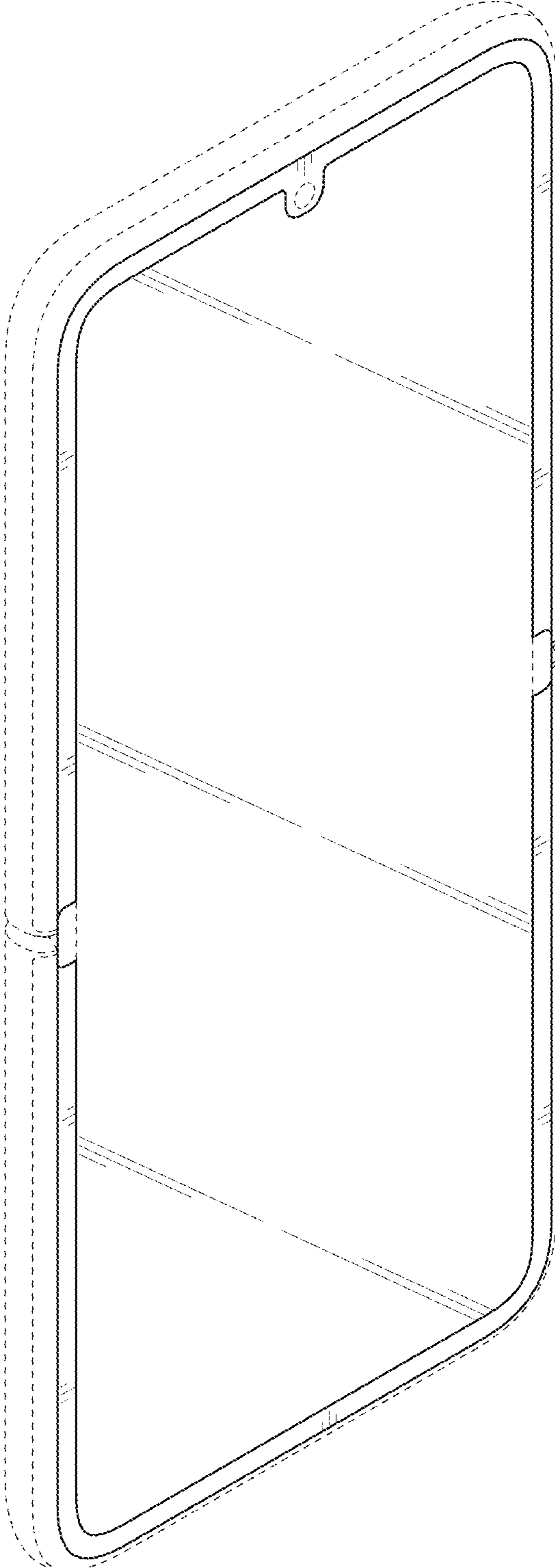


FIG. 2

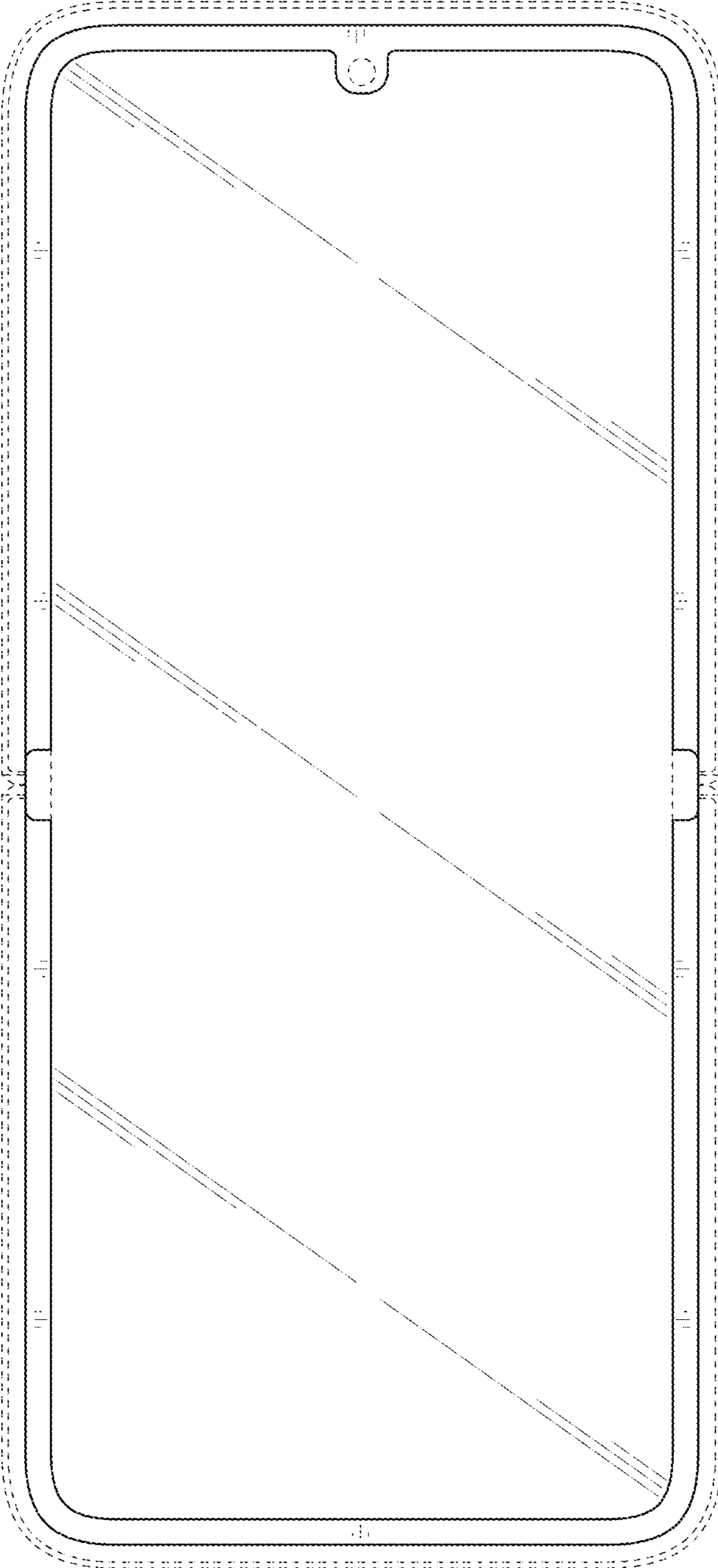


FIG. 3




FIG. 4

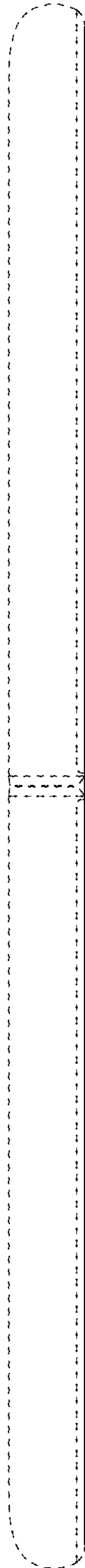


FIG. 5



FIG. 6




FIG. 7

