



US00D904998S

(12) **United States Design Patent**  
**Qiu et al.**

(10) **Patent No.:** **US D904,998 S**

(45) **Date of Patent:** **\*\* Dec. 15, 2020**

(54) **AUDIO DEVICE**

(71) Applicant: **SHENZHEN GRANDSUN ELECTRONIC CO., LTD.**,  
Guangdong (CN)

(72) Inventors: **Zhengjun Qiu**, Shenzhen (CN);  
**Haiquan Wu**, Shenzhen (CN); **Jiugao Peng**, Shenzhen (CN); **Ruiwen Shi**,  
Shenzhen (CN)

(73) Assignee: **SHENZHEN GRANDSUN ELECTRONIC CO., LTD.**, Shenzhen  
(CN)

(\*\*) Term: **15 Years**

(21) Appl. No.: **29/648,867**

(22) Filed: **May 24, 2018**

(51) **LOC (12) Cl.** ..... **14-01**

(52) **U.S. Cl.**  
USPC ..... **D14/204**

(58) **Field of Classification Search**  
USPC ..... D14/188, 203.1–203.8, 204, 210–213,  
D14/215, 216; 181/143, 144, 148, 153,  
181/157, 198, 199; 369/6–12;  
381/300–303, 361–364, 366, 386–388  
CPC ..... H04R 1/02; H04R 1/021; H04R 1/025;  
H04R 1/026; H04R 5/00; H04R 9/06;  
H04R 19/013; H04R 2400/00  
See application file for complete search history.

(56) **References Cited**

**U.S. PATENT DOCUMENTS**

D509,817 S \* 9/2005 Gong ..... D14/155  
D573,133 S \* 7/2008 Milks ..... D14/214  
D575,011 S \* 8/2008 Harris ..... D32/1

D653,652 S \* 2/2012 Kroyer ..... D14/214  
D692,860 S \* 11/2013 Paterson ..... D14/214  
D726,155 S \* 4/2015 Cheng ..... D14/216  
D731,906 S \* 6/2015 Troutman ..... D10/70  
D749,543 S \* 2/2016 Lovegrove ..... D14/212  
D757,689 S \* 5/2016 Misik ..... D14/216  
D762,621 S \* 8/2016 Bolton ..... D14/216

\* cited by examiner

*Primary Examiner* — Janice Patyk

(74) *Attorney, Agent, or Firm* — Westman, Champlin &  
Koehler, P.A.

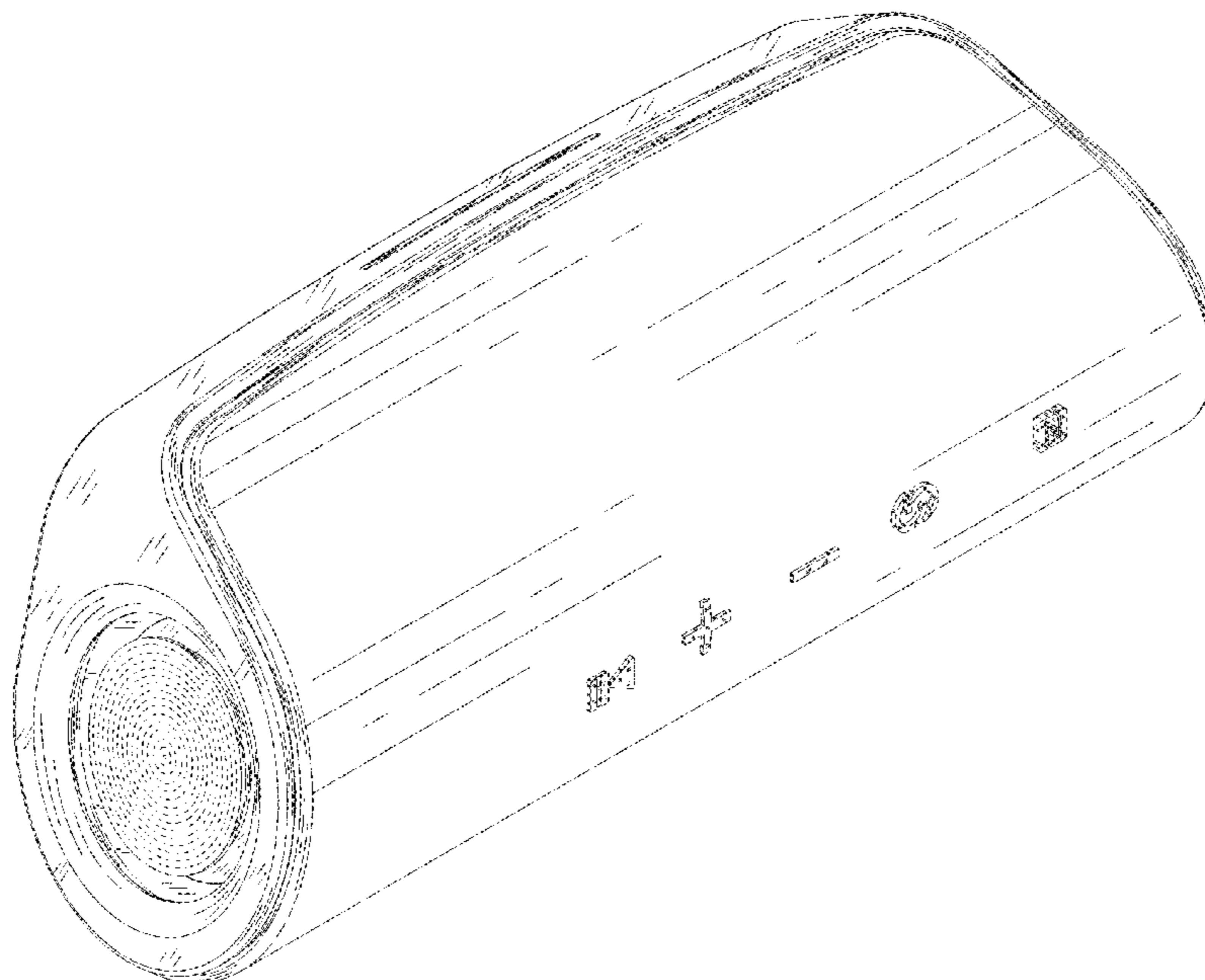
(57) **CLAIM**

The ornamental design for an audio device, as shown and described.

**DESCRIPTION**

FIG. 1 is a perspective view of an audio device, showing our new design;  
FIG. 2 is a front view thereof;  
FIG. 3 is a rear view thereof;  
FIG. 4 is a left side view thereof;  
FIG. 5 is a right side view thereof;  
FIG. 6 is a top view thereof; and,  
FIG. 7 is a bottom view thereof.  
The broken lines in the figures illustrate the portions of the design that form no part of the claimed design.

**1 Claim, 7 Drawing Sheets**



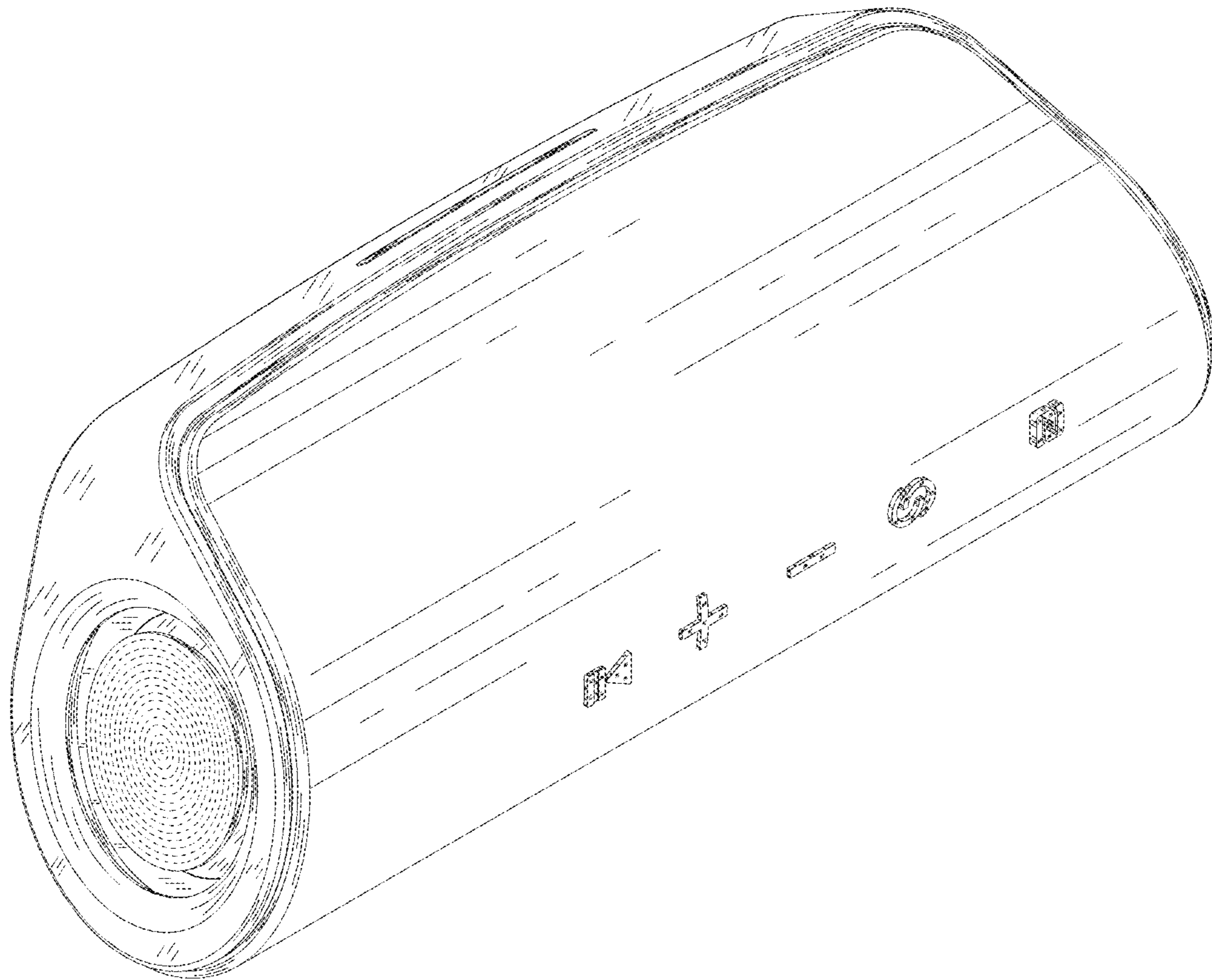


FIG. 1




FIG. 2

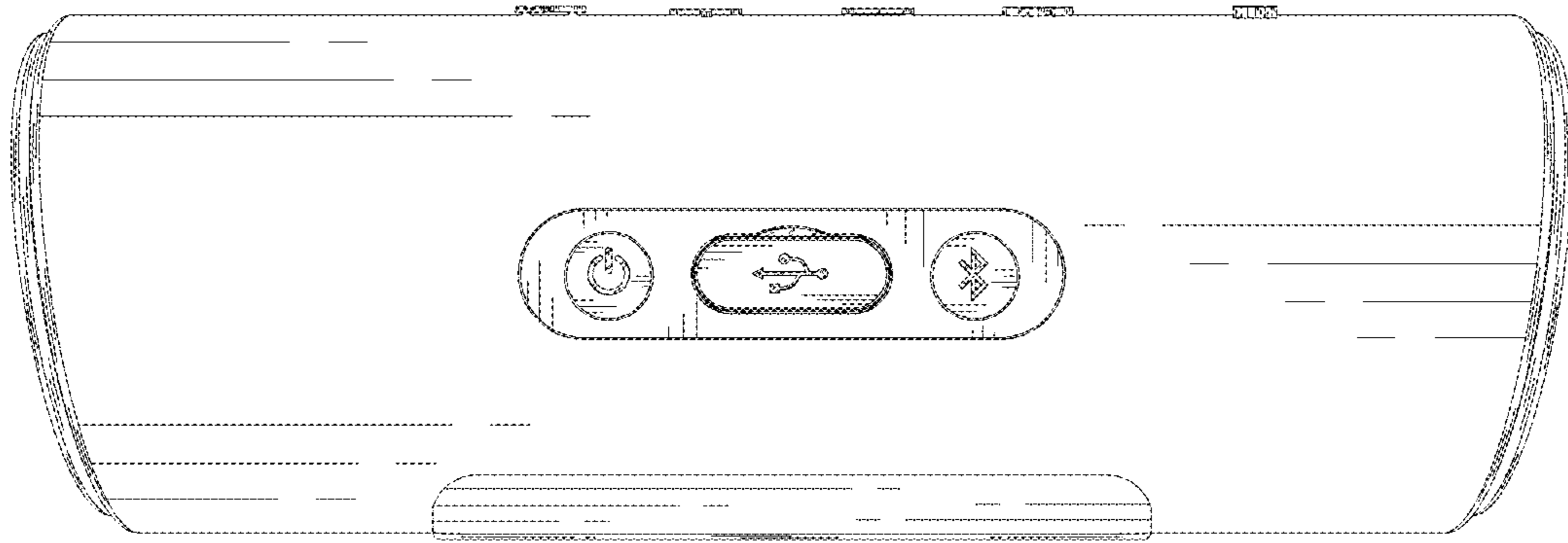


FIG. 3

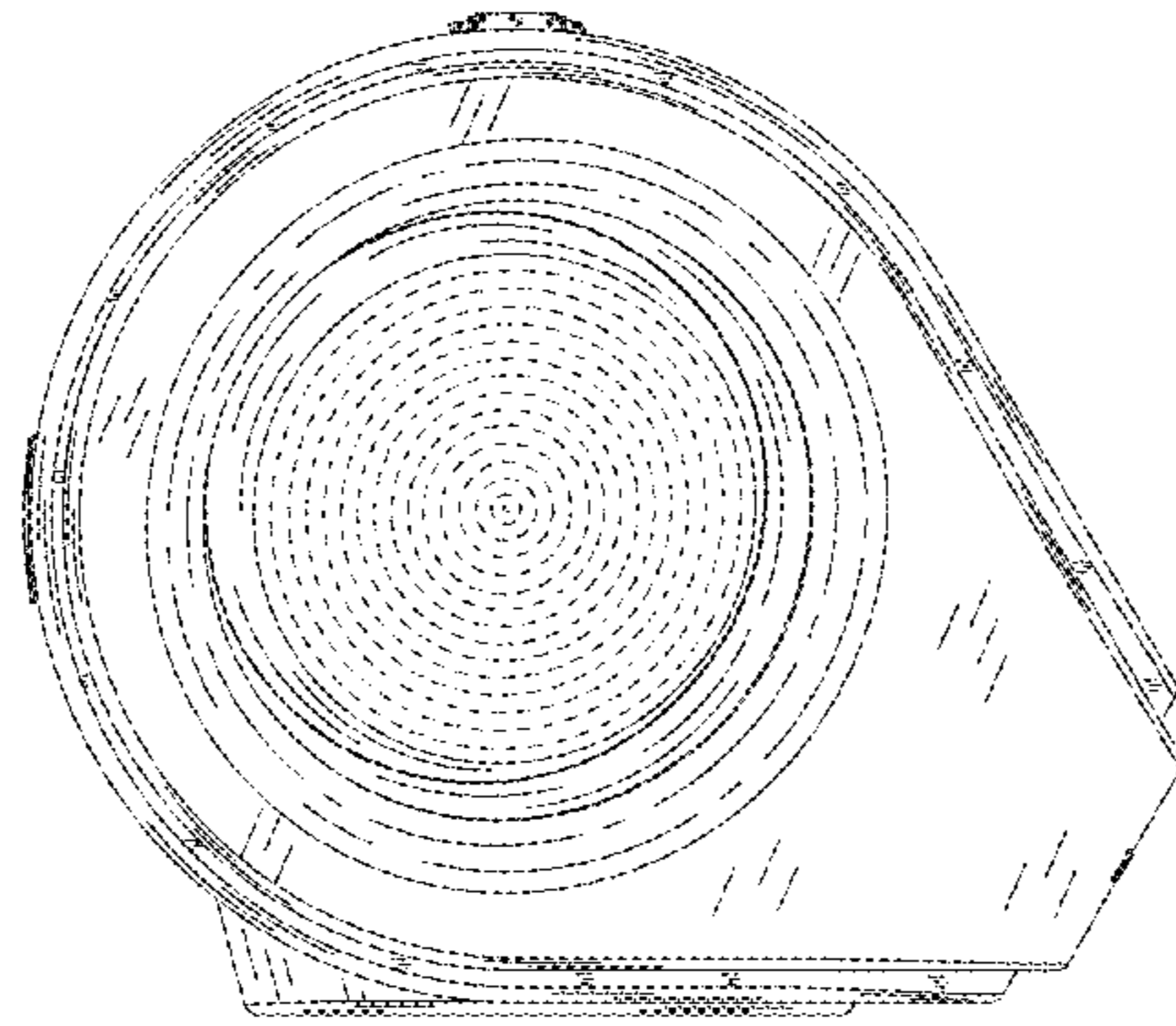


FIG. 4

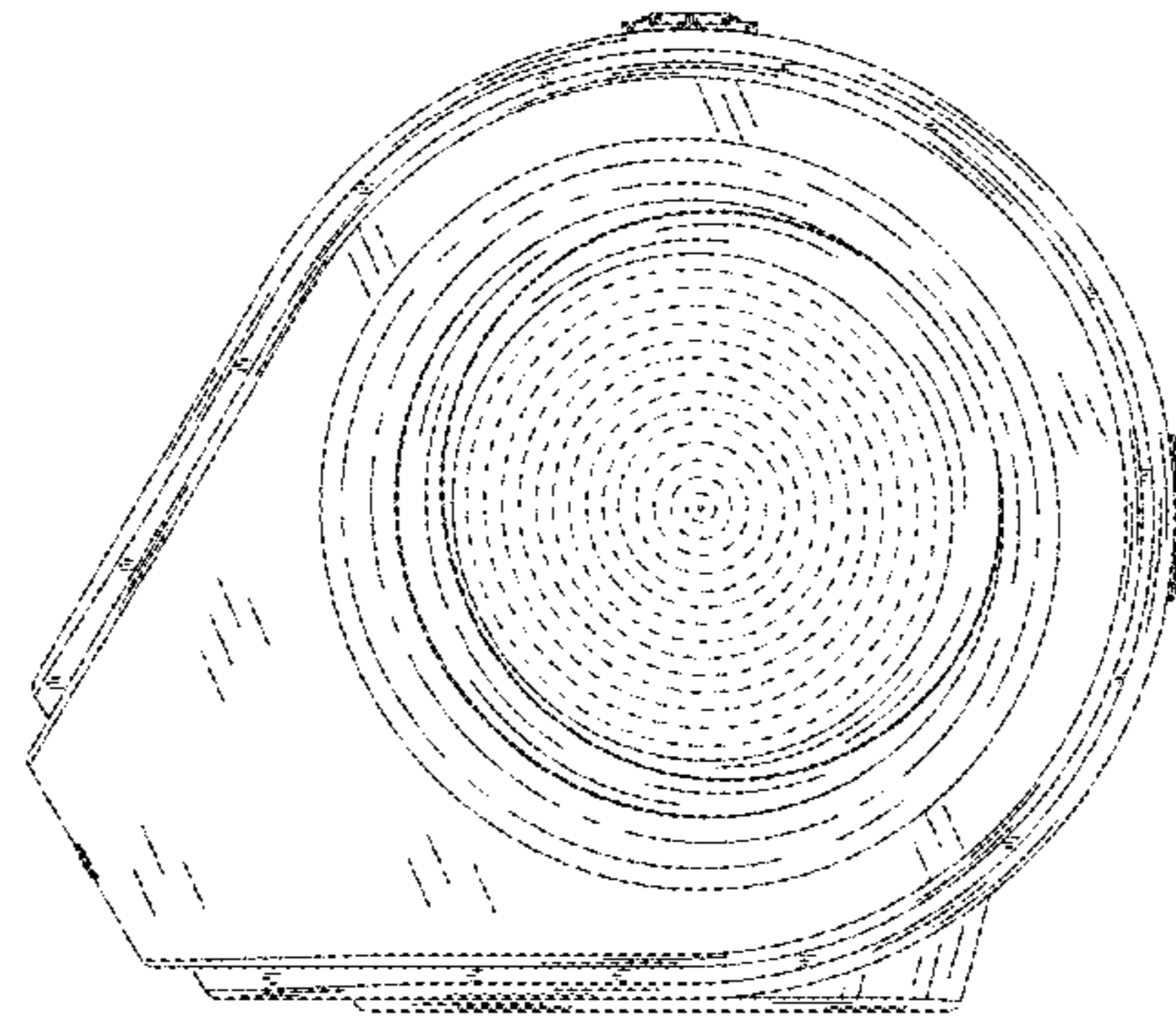


FIG. 5

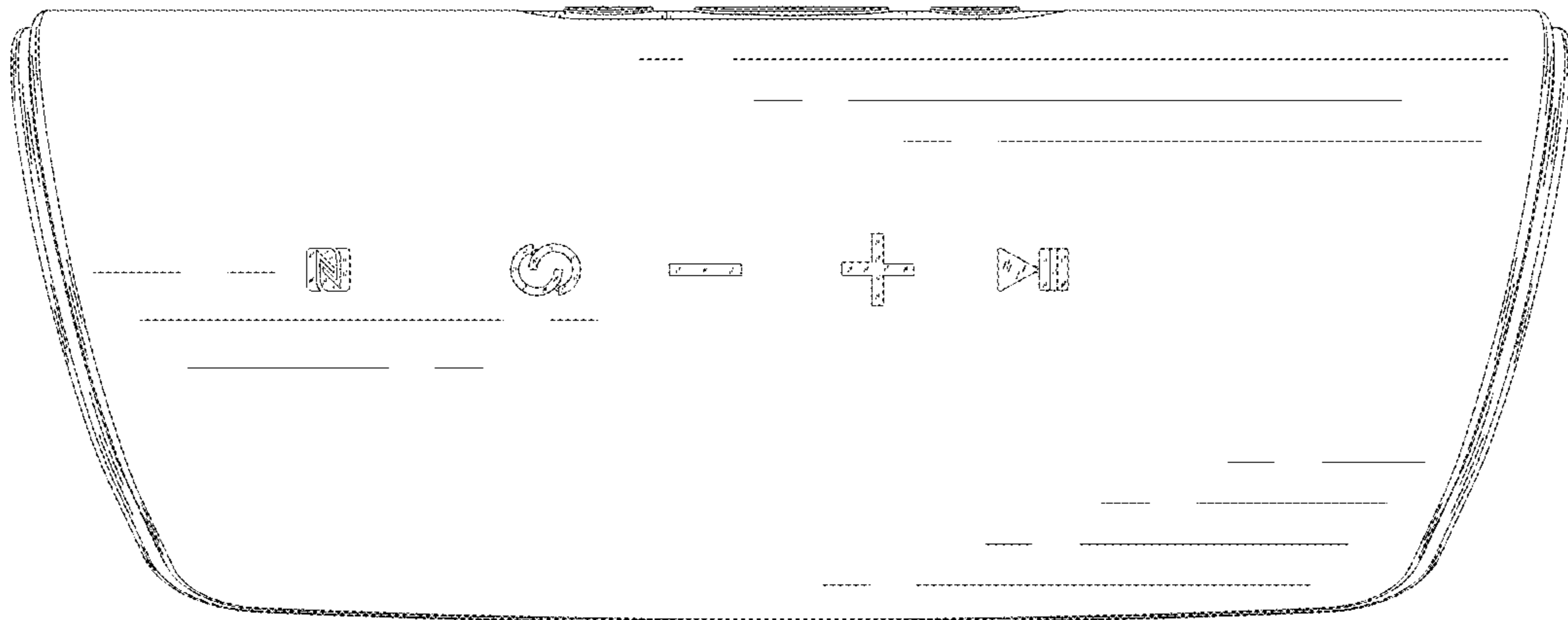


FIG. 6




FIG. 7