



US00D904993S

(12) **United States Design Patent** (10) **Patent No.:** **US D904,993 S**
Xu et al. (45) **Date of Patent:** **** Dec. 15, 2020**

(54) **MOBILE PHONE**

(71) Applicant: **HUAWEI TECHNOLOGIES CO., LTD.**, Shenzhen (CN)

(72) Inventors: **Jian Xu**, Shenzhen (CN); **Guoping Wu**, Shenzhen (CN)

(73) Assignee: **HUAWEI TECHNOLOGIES CO., LTD.**, Shenzhen (CN)

(**) Term: **15 Years**

(21) Appl. No.: **29/681,291**

(22) Filed: **Feb. 24, 2019**

(30) **Foreign Application Priority Data**

Aug. 24, 2018 (CN) 2018 3 0472580

(51) **LOC (12) Cl.** **14-03**

(52) **U.S. Cl.**
USPC **D14/138 G**

(58) **Field of Classification Search**
USPC D14/138 G, 248, 341, 371, 374, 138 R,
D14/138 AA, 138 AB, 138 AC, 138 AD,
D14/138 C, 247
CPC H04M 1/0202; H04M 1/0235; H04M
1/0237; H04M 1/0239; H04M 1/0266;
H04M 1/0268; H04M 1/027; H04M
1/0295; H04M 1/02; H04M 1/0279;
H04M 1/0283

See application file for complete search history.

(56) **References Cited**

U.S. PATENT DOCUMENTS

D686,586 S * 7/2013 Cho D14/138 G
D694,730 S * 12/2013 Lee D14/138 G
D696,218 S * 12/2013 Lee D14/138 G
D696,219 S * 12/2013 Kim D14/138 G
D697,507 S * 1/2014 Yu D14/341
D698,341 S * 1/2014 Lee D14/248

D723,015 S * 2/2015 Koh D14/248
D728,546 S * 5/2015 Koh D14/248
D733,674 S * 7/2015 Kim D14/138 G
D744,450 S * 12/2015 Kim D14/138 G
D767,524 S * 9/2016 Geng D14/138 G
D781,807 S * 3/2017 Hubbard D14/138 G

(Continued)

Primary Examiner — Bridget L Eland

(74) *Attorney, Agent, or Firm* — Kilpatrick Townsend & Stockton LLP


(57) **CLAIM**

The ornamental design for a mobile phone, as shown and described.

DESCRIPTION

FIG. 1 is a front elevation view of a first embodiment of a mobile phone, showing our new design;
FIG. 2 is a rear elevation view thereof;
FIG. 3 is a top plan view thereof;
FIG. 4 is a bottom plan view thereof;
FIG. 5 is a left side elevation view thereof;
FIG. 6 is a right side elevation view thereof;
FIG. 7 is a perspective elevation view thereof;
FIG. 8 is a front elevation view of a second embodiment of a mobile phone, showing our new design;
FIG. 9 is a rear elevation view thereof;
FIG. 10 is a top plan view thereof;
FIG. 11 is a bottom plan view thereof;
FIG. 12 is a left side elevation view thereof;
FIG. 13 is a right side elevation view thereof;
FIG. 14 is a perspective elevation view thereof;
FIG. 15 is a front elevation view of a third embodiment of a mobile phone, showing our new design;
FIG. 16 is a rear elevation view thereof;
FIG. 17 is a top plan view thereof;
FIG. 18 is a bottom plan view thereof;
FIG. 19 is a left side elevation view thereof; and,
FIG. 20 is a right side elevation view thereof.

1 Claim, 20 Drawing Sheets



(56)

References Cited

U.S. PATENT DOCUMENTS

D781,829 S * 3/2017 Kim D14/248
D783,558 S * 4/2017 Lee D14/138 G
D783,585 S * 4/2017 Park D14/248
D784,282 S * 4/2017 Kim D14/138 G
D788,731 S * 6/2017 Park D14/138 C
D791,098 S * 7/2017 Park D14/138 G
D792,386 S * 7/2017 Lee D14/248
D798,835 S * 10/2017 Kim D14/138 G
D801,294 S * 10/2017 Kim D14/138 G
D801,947 S * 11/2017 Gordon D14/138 G
D819,591 S * 6/2018 Kwon D14/138 G
D827,605 S * 9/2018 Yao D14/138 G
D828,322 S * 9/2018 Ryu D14/138 G
D836,079 S * 12/2018 Shin D14/138 G
D854,507 S * 7/2019 Depape D14/138 G
D855,030 S * 7/2019 Depape D14/138 G
D857,643 S * 8/2019 Choi D14/138 G
D861,630 S * 10/2019 Chiang D14/138 G
D863,245 S * 10/2019 Yuan D14/138 G
D864,141 S * 10/2019 Kim D14/138 G
D867,350 S * 11/2019 Park D14/248
D877,710 S * 3/2020 Wu D14/138 G
D886,756 S * 6/2020 Li D14/138 G
D887,382 S * 6/2020 Park D14/138 G
D888,683 S * 6/2020 Zhang D14/138 G
D890,713 S * 7/2020 Xu D14/138 G
D891,387 S * 7/2020 Ryu D14/138 G
2017/0289324 A1 * 10/2017 Yeo G03B 29/00
2018/0196475 A1 * 7/2018 Bao G06F 1/1637
2019/0075197 A1 * 3/2019 Roncetti H04M 1/0283
2019/0393444 A1 * 12/2019 Nam G06F 1/1643

* cited by examiner




FIG. 1




FIG. 2



FIG. 3




FIG. 4




FIG. 5




FIG. 6




FIG. 7




FIG. 8




FIG. 9



FIG. 10




FIG. 11




FIG. 12




FIG. 13




FIG. 14




FIG. 15



FIG. 16



FIG. 17




FIG. 18




FIG. 19




FIG. 20