



US00D904977S

(12) **United States Design Patent** (10) **Patent No.:** **US D904,977 S**
Deng (45) **Date of Patent:** **** Dec. 15, 2020**

(54) **WIRELESS EARPHONE CHARGING CASE**
(71) Applicant: **SHENZHEN VIMAI TECHNOLOGY CO., LIMITED**, Shenzhen (CN)
(72) Inventor: **Haijiao Deng**, Shenzhen (CN)
(73) Assignee: **SHENZHEN VIMAI TECHNOLOGY CO., LIMITED**, Shenzhen (CN)
(**) Term: **15 Years**
(21) Appl. No.: **29/705,860**
(22) Filed: **Sep. 16, 2019**

D818,268 S * 5/2018 Akana D3/294
D826,152 S * 8/2018 Christiansen D13/108
D838,480 S * 1/2019 Son D3/294
D841,580 S * 2/2019 Bao D13/108
D841,581 S * 2/2019 Bonahoom D13/108
D849,401 S * 5/2019 Akana D3/274
D868,453 S * 12/2019 Lee D3/201
D873,217 S * 1/2020 Zhang D13/108
D881,572 S * 4/2020 Wang D3/294
D886,453 S * 6/2020 Wright D3/294
D886,454 S * 6/2020 Williamson D3/294
D887,351 S * 6/2020 Bonahoom D13/108
D888,408 S * 6/2020 Lee D3/201
D888,662 S * 6/2020 Cramer D13/108
D890,091 S * 7/2020 Cramer D13/108

* cited by examiner

(30) **Foreign Application Priority Data**
May 23, 2019 (CN) 2019 3 0257745
(51) **LOC (12) Cl.** **13-02**
(52) **U.S. Cl.**
USPC **D13/108; D13/274**
(58) **Field of Classification Search**
USPC D13/103, 107-108, 110, 184, 199;
D14/251, 253, 432, 434; D3/201, 205,
D3/208, 218, 273, 274, 294, 295
CPC H02J 7/0044; H02J 7/0045; H02J 7/0042;
H02J 7/342; H02J 7/345; H02J 7/025;
H02J 7/026; H02J 7/0007; H02J 7/0027;
H02J 7/0003; H02J 50/00; H02J 50/10;
H02J 50/12; H02J 50/80; H02J 50/40;
H02J 50/402; H02J 50/50
See application file for complete search history.

Primary Examiner — Rosemary K Tarcza
(74) *Attorney, Agent, or Firm* — Steven M. Koehler;
Westman, Champlin & Koehler, P.A.

(57) **CLAIM**


The ornamental design for a wireless earphone charging case, as shown and described.

DESCRIPTION

FIG. 1 is a perspective view of a wireless earphone charging case;
FIG. 2 is a front view thereof;
FIG. 3 is a rear view thereof;
FIG. 4 is a left side view thereof;
FIG. 5 is a right side view thereof;
FIG. 6 is a top view thereof; and,
FIG. 7 is a bottom view thereof.
The broken lines in the figures depict portions of the wireless earphone charging case that form no part of the claimed design.

(56) **References Cited**
U.S. PATENT DOCUMENTS
D806,388 S * 1/2018 Akana D3/294
D817,640 S * 5/2018 Dang D3/294

1 Claim, 7 Drawing Sheets



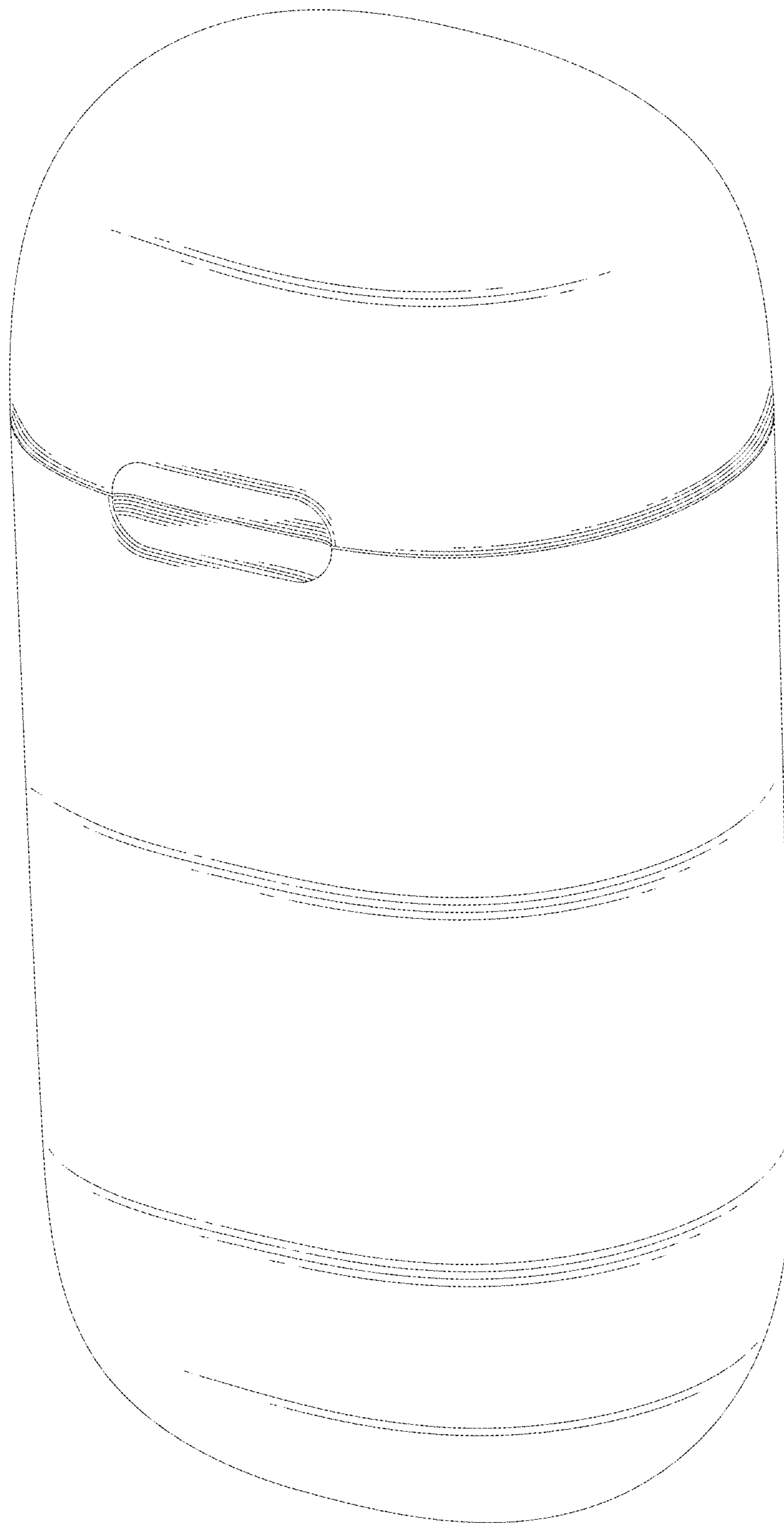


FIG. 1




FIG. 2




FIG. 3




FIG. 4




FIG. 5

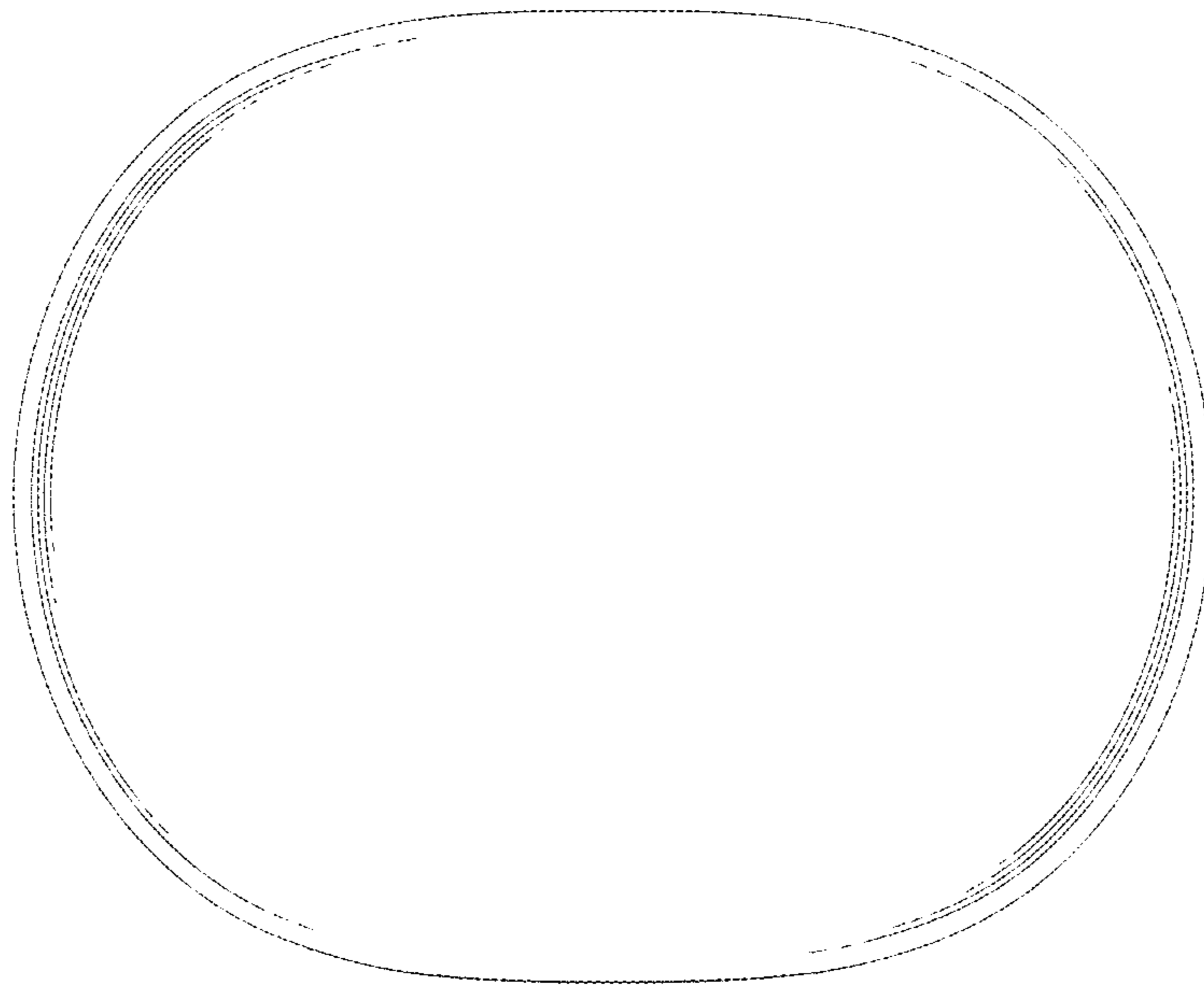


FIG. 6

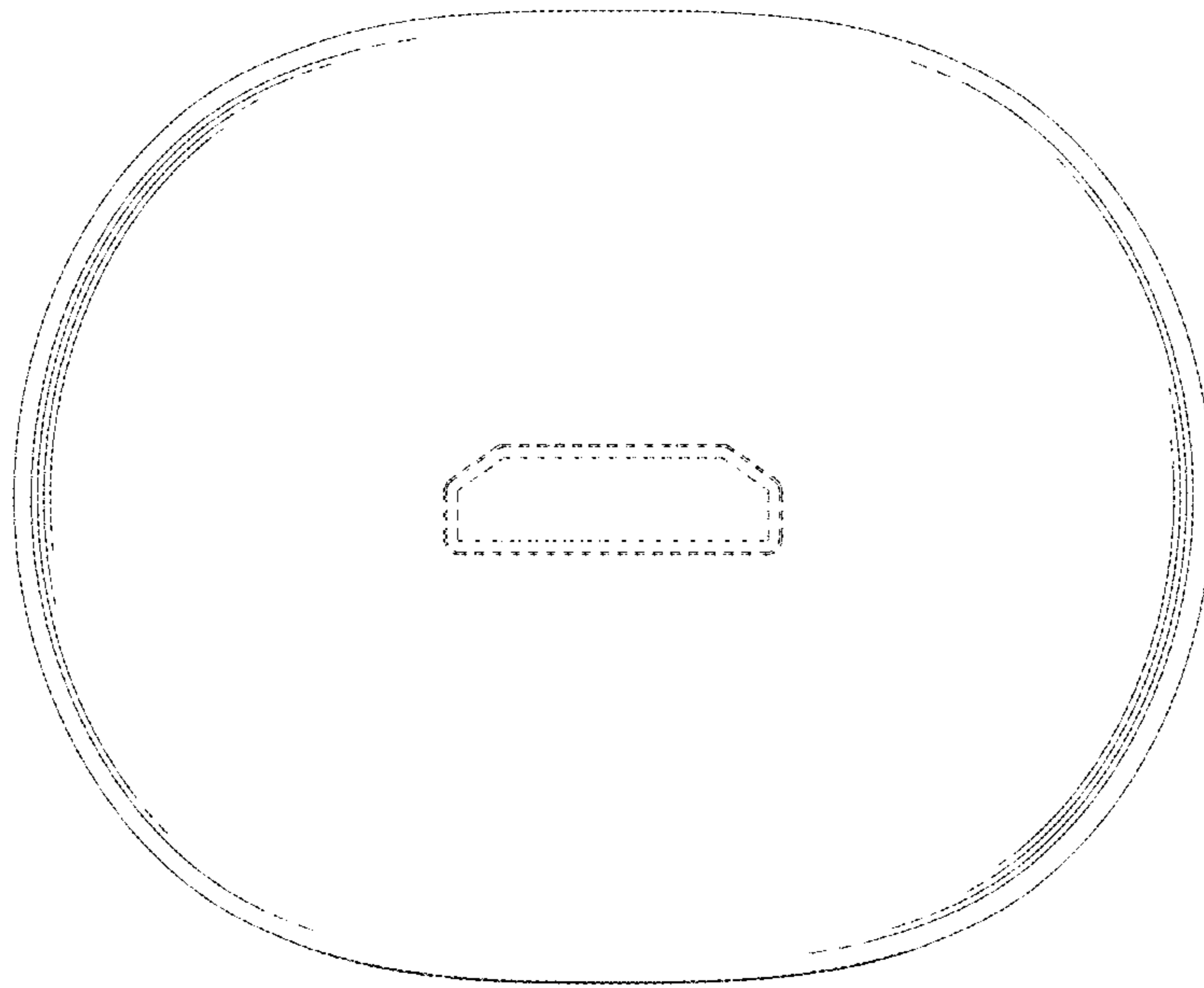


FIG. 7