



US00D904971S

(12) **United States Design Patent**
Zhang

(10) **Patent No.:** **US D904,971 S**

(45) **Date of Patent:** **** Dec. 15, 2020**

(54) **TIRE**

(71) Applicant: **Qingdao Transamerica tire industrial Co., LTD, Qingdao (CN)**

(72) Inventor: **Weitao Zhang, Qingdao (CN)**

(**) Term: **15 Years**

(21) Appl. No.: **29/697,446**

(22) Filed: **Jul. 9, 2019**

(30) **Foreign Application Priority Data**

Jun. 26, 2019 (CN) 2019 3 0333777

(51) **LOC (12) Cl.** **12-15**

(52) **U.S. Cl.**
USPC **D12/579**

(58) **Field of Classification Search**
USPC D12/579, 580, 593, 596, 600, 602;
D21/433, 548, 581
CPC B60C 11/0306; B60C 11/11
See application file for complete search history.

(56) **References Cited**

U.S. PATENT DOCUMENTS

D770,970 S * 11/2016 Kuwano D12/594
D773,385 S * 12/2016 Kuwano D12/594

D810,669 S * 2/2018 Johnson D12/579
D876,322 S * 2/2020 Liu D12/579
D878,284 S * 3/2020 Henderson D12/593
D887,959 S * 6/2020 Geng D12/579
D892,715 S * 8/2020 Sato D12/579
D895,535 S * 9/2020 Jiang D12/579
D896,740 S * 9/2020 Tokizaki D12/579

* cited by examiner

Primary Examiner — Robert M. Spear

(74) *Attorney, Agent, or Firm* — KA Filing LLC; Cynthia W. Flanigan

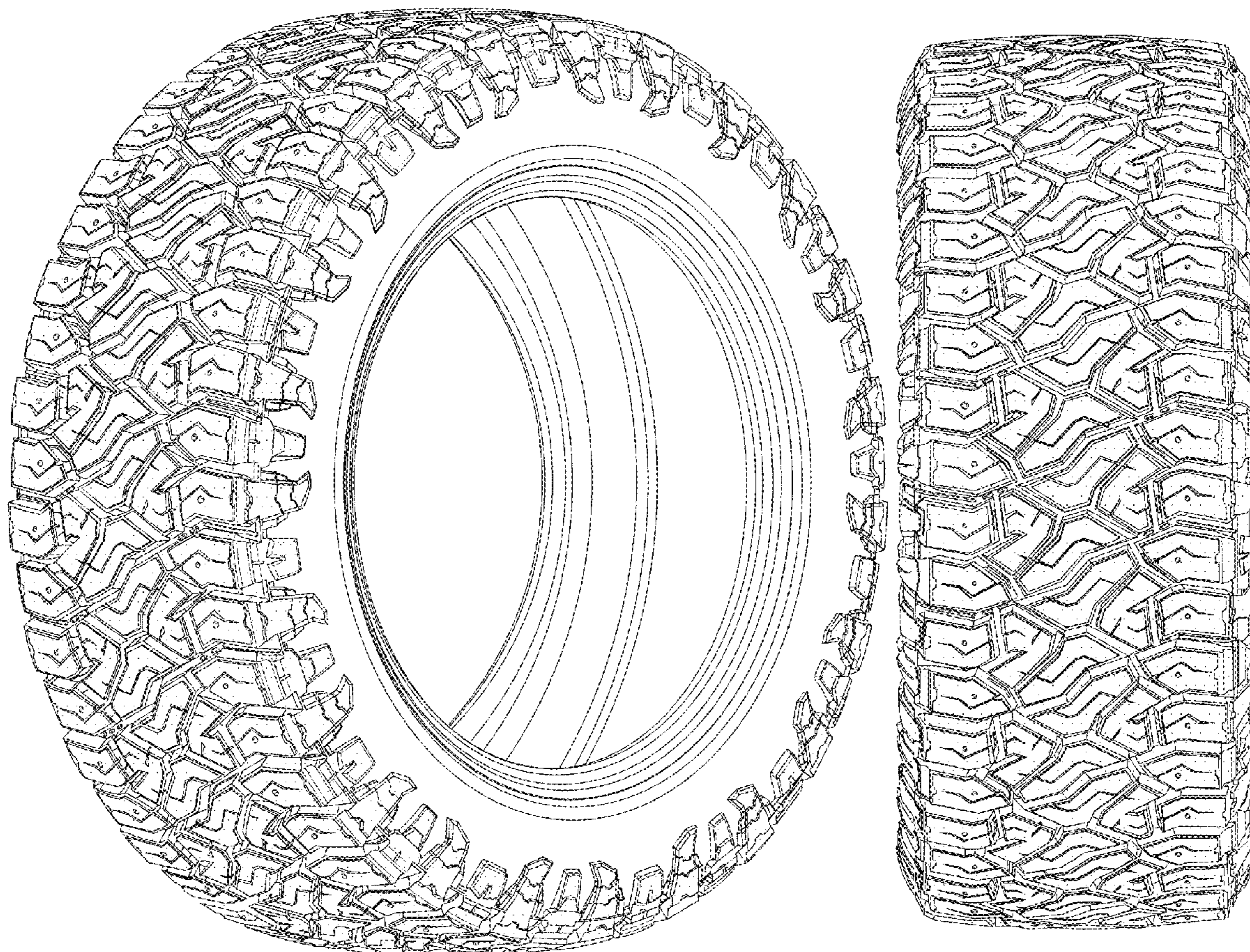
(57) **CLAIM**

I claim the ornamental design for a tire, as shown and described.

DESCRIPTION

FIG. 1 is a perspective view of a tire showing my new design;
FIG. 2 is a right-side view of the tire as shown in FIG. 1;
FIG. 3 is a left-side view of the tire as shown in FIG. 1;
FIG. 4 is a front view of the tire as shown in FIG. 1;
FIG. 5 is a back view of the tire as shown in FIG. 1; and,
FIG. 6 is an enlarged fragmentary front view of the tire as shown in FIG. 1.

1 Claim, 6 Drawing Sheets



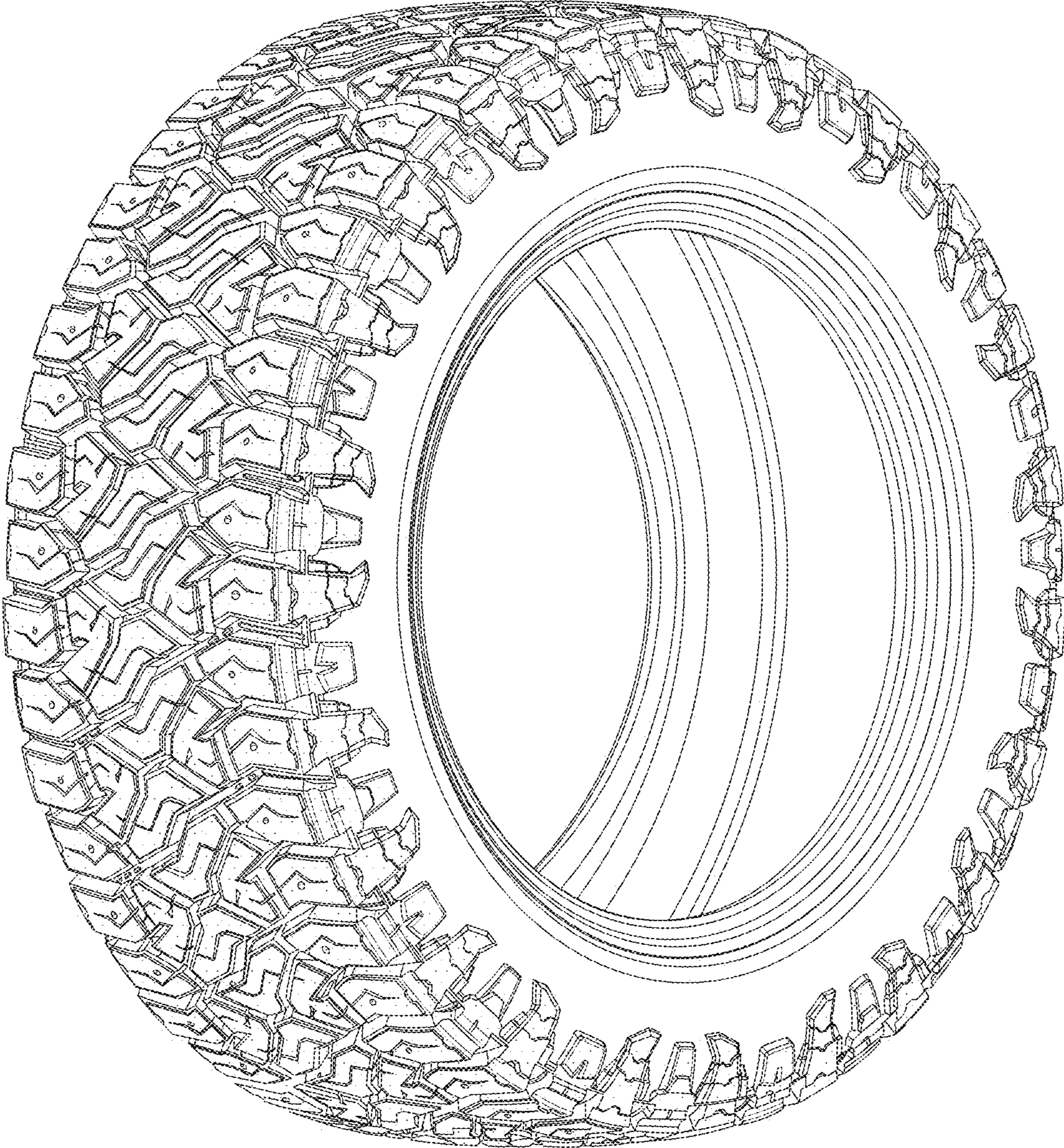


FIG. 1




FIG. 2




FIG. 3

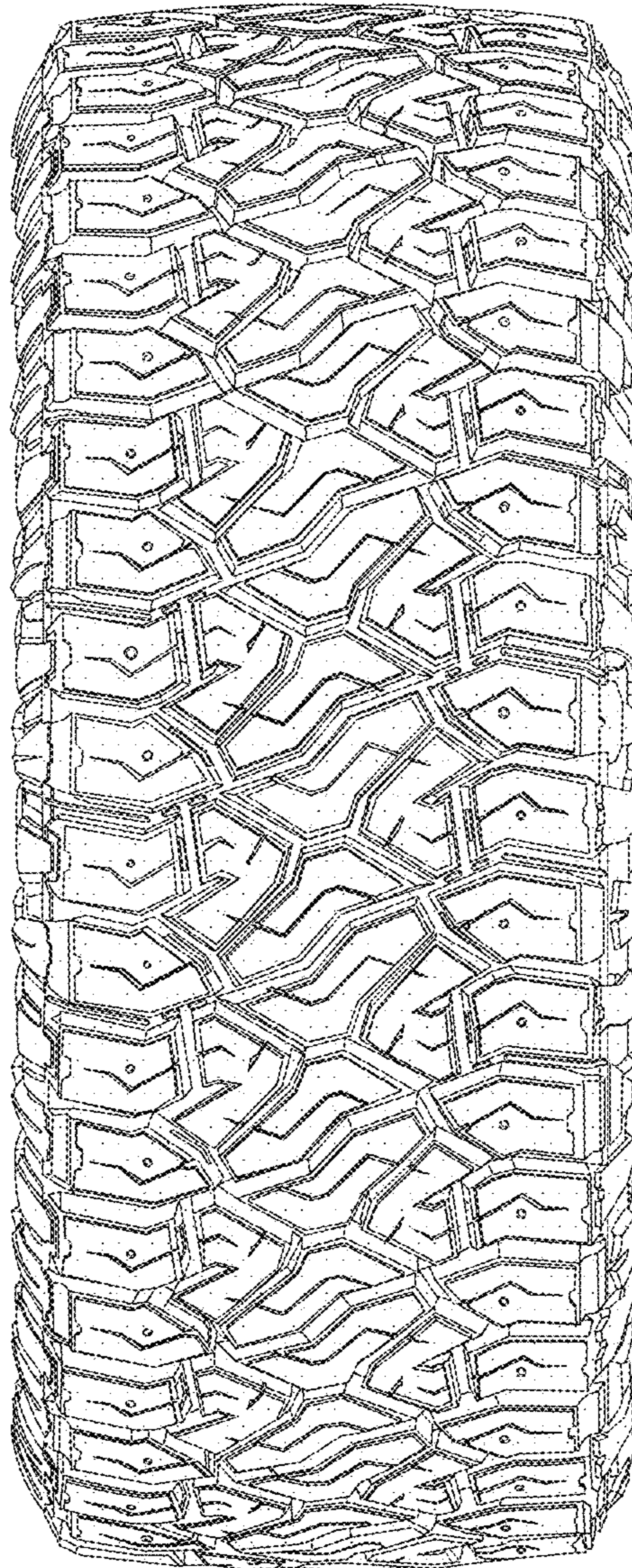


FIG. 4

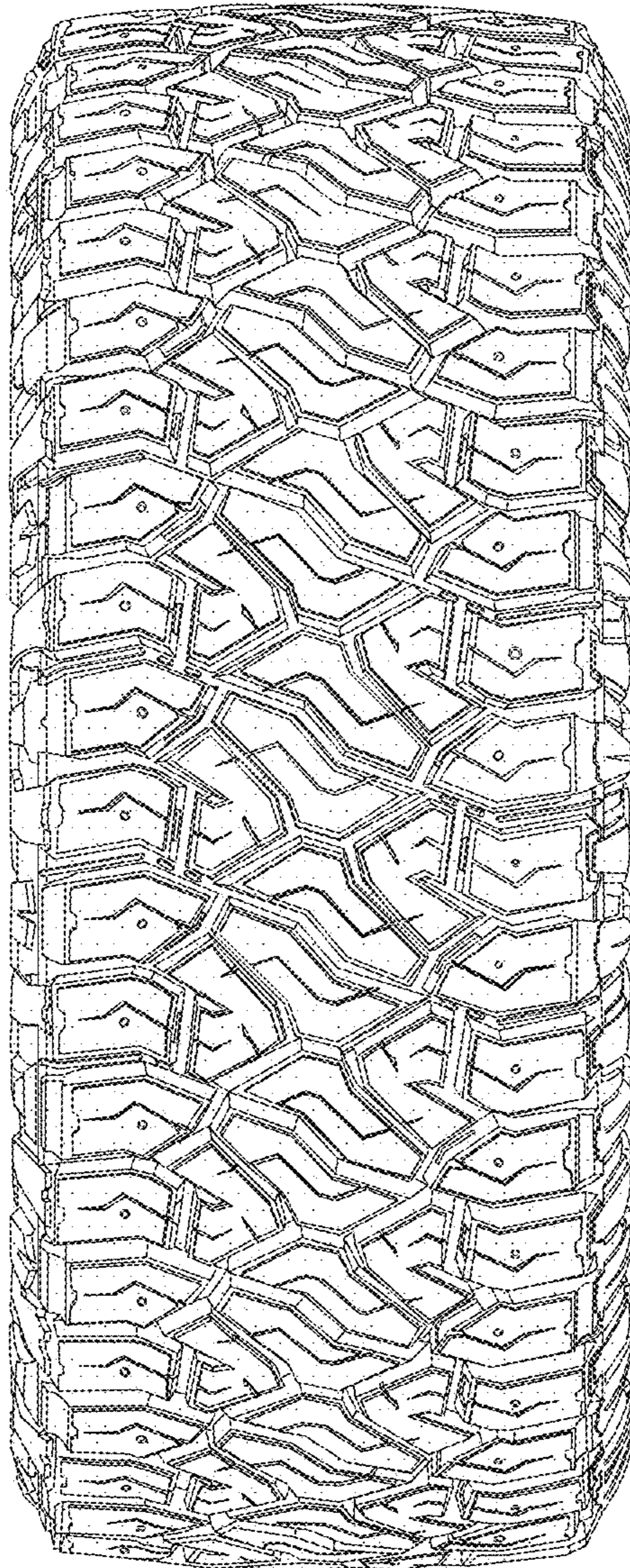


FIG. 5

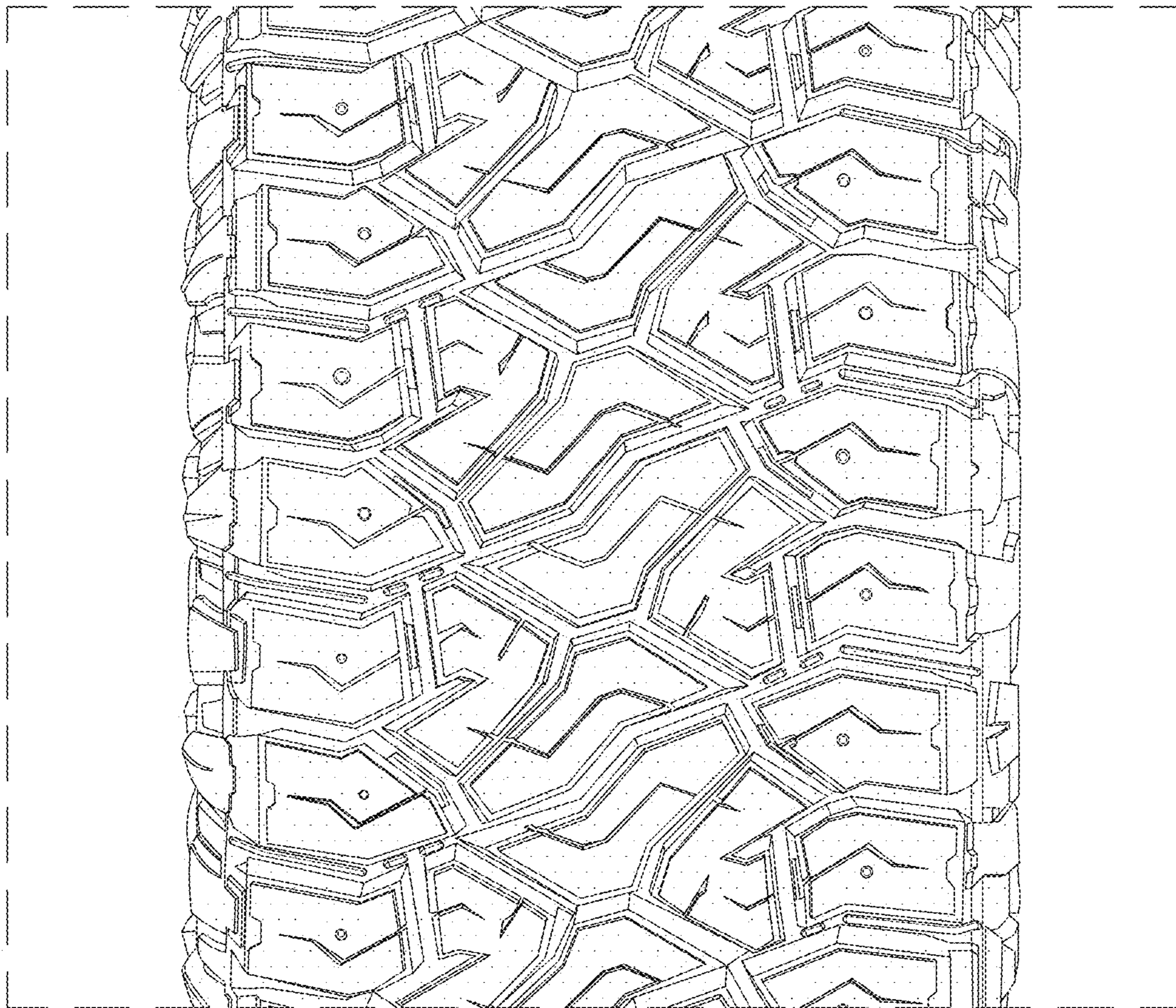


FIG. 6