



US00D904970S

(12) **United States Design Patent**
Tikka et al.

(10) **Patent No.:** **US D904,970 S**

(45) **Date of Patent:** **** Dec. 15, 2020**

(54) **TYRE**

(71) Applicant: **NOKIAN TYRES PLC**, Nokia (FI)

(72) Inventors: **Jorma Tikka**, Tampere (FI); **Tomi Korkama**, Tampere (FI); **Juha Kurikka**, Sasi (FI)

(73) Assignee: **NOKIAN TYRES PLC**, Nokia (FI)

(**) Term: **15 Years**

(21) Appl. No.: **29/690,802**

(22) Filed: **May 10, 2019**

(30) **Foreign Application Priority Data**

Nov. 13, 2018 (EM) 005822947-0002

(51) **LOC (12) Cl.** **12-16**

(52) **U.S. Cl.**
USPC **D12/545**; D12/564

(58) **Field of Classification Search**
USPC D12/545, 559, 553, 558, 552, 563, 564
See application file for complete search history.

(56) **References Cited**

U.S. PATENT DOCUMENTS

D640,184 S * 6/2011 de Briey-Terlinden D12/553
D721,637 S * 1/2015 Kossi D12/559

D820,775 S * 6/2018 Proietti D12/553
D853,940 S * 7/2019 Houchard D12/552
D854,491 S * 7/2019 Sareen D12/563
D855,555 S * 8/2019 Nomura D12/558
D862,371 S * 10/2019 Tikka D12/545

* cited by examiner

Primary Examiner — George D. Kirschbaum

(74) *Attorney, Agent, or Firm* — Nixon & Vanderhye PC

(57) **CLAIM**

The ornamental design for a tyre, as shown and described.

DESCRIPTION

FIG. 1 is a first perspective view of a tyre in accordance with our new design;
FIG. 2 is a front elevation view thereof;
FIG. 3 is a left side elevation view thereof; and,
FIG. 4 is a right side elevation view thereof.
The broken line showing of text and an icon in FIG. 2 is included for the purpose of illustrating portions of the tyre and forms no part of the claimed design.

1 Claim, 4 Drawing Sheets






FIG. 1




FIG. 2




FIG. 3



FIG. 4