



US00D904961S

(12) **United States Design Patent**
Carbis et al.

(10) **Patent No.:** **US D904,961 S**

(45) **Date of Patent:** **** Dec. 15, 2020**

(54) **VEHICLE WHEEL**

(71) Applicant: **Ford Global Technologies, LLC**,
Dearborn, MI (US)

(72) Inventors: **Dean Carbis**, Bloomfield Hills, MI
(US); **Daniel J. Kangas**, Livonia, MI
(US); **Melvin Betancourt**, Shelby
Township, MI (US)

(73) Assignee: **Ford Global Technologies, LLC**,
Dearborn, MI (US)

(**) Term: **15 Years**

(21) Appl. No.: **29/700,450**

(22) Filed: **Aug. 2, 2019**

(51) **LOC (12) Cl.** **12-16**

(52) **U.S. Cl.**
USPC **D12/209**

(58) **Field of Classification Search**
USPC D12/204–213; D21/563
CPC B60B 7/00; B60B 7/02; B60B 7/04; B60B
7/01; B60B 7/06; B60B 3/02; B60B 3/04;
B60B 3/06; B60B 3/10; B60B 1/00;
B60B 1/08; B60B 1/10; B60B 1/12
See application file for complete search history.

(56) **References Cited**

U.S. PATENT DOCUMENTS

D506,717 S	*	6/2005	Gallert	D12/209
D581,853 S	*	12/2008	Rak	D12/211
D612,790 S	*	3/2010	Tant	D12/211
D673,100 S	*	12/2012	Mueller-Stolz	D12/211
D683,684 S	*	6/2013	Campbell	D12/209
D697,006 S	*	1/2014	Schneider	D12/209

D706,701 S	*	6/2014	Mays	D12/211
D708,112 S	*	7/2014	Mays	D12/211
D752,495 S	*	3/2016	Garbas	D12/209
D777,076 S	*	1/2017	Trpinac	D12/211
D783,489 S	*	4/2017	Bucher	D12/209
D783,494 S	*	4/2017	Macey	D12/209
D783,496 S	*	4/2017	Glover	D12/209
D789,861 S	*	6/2017	Macey	D12/209
D803,135 S	*	11/2017	Bucher	D12/209
D811,982 S	*	3/2018	Larson	D12/211
D817,246 S	*	5/2018	Andoh	D12/209
D851,012 S	*	6/2019	Rosenthal	D12/209
D862,343 S	*	10/2019	He	D12/209

OTHER PUBLICATIONS

Michael Martinez, Ford's 2020 Baby Bronco off-roader emerges in photos from dealer meeting, <http://www.automews.com/article/20181113/OEM04/181119911/ford-baby-bronco-photos-leaked> Nov. 13, 2018.

* cited by examiner

Primary Examiner — Stacia A Cadmus

(74) *Attorney, Agent, or Firm* — Michael Spenner

(57) **CLAIM**

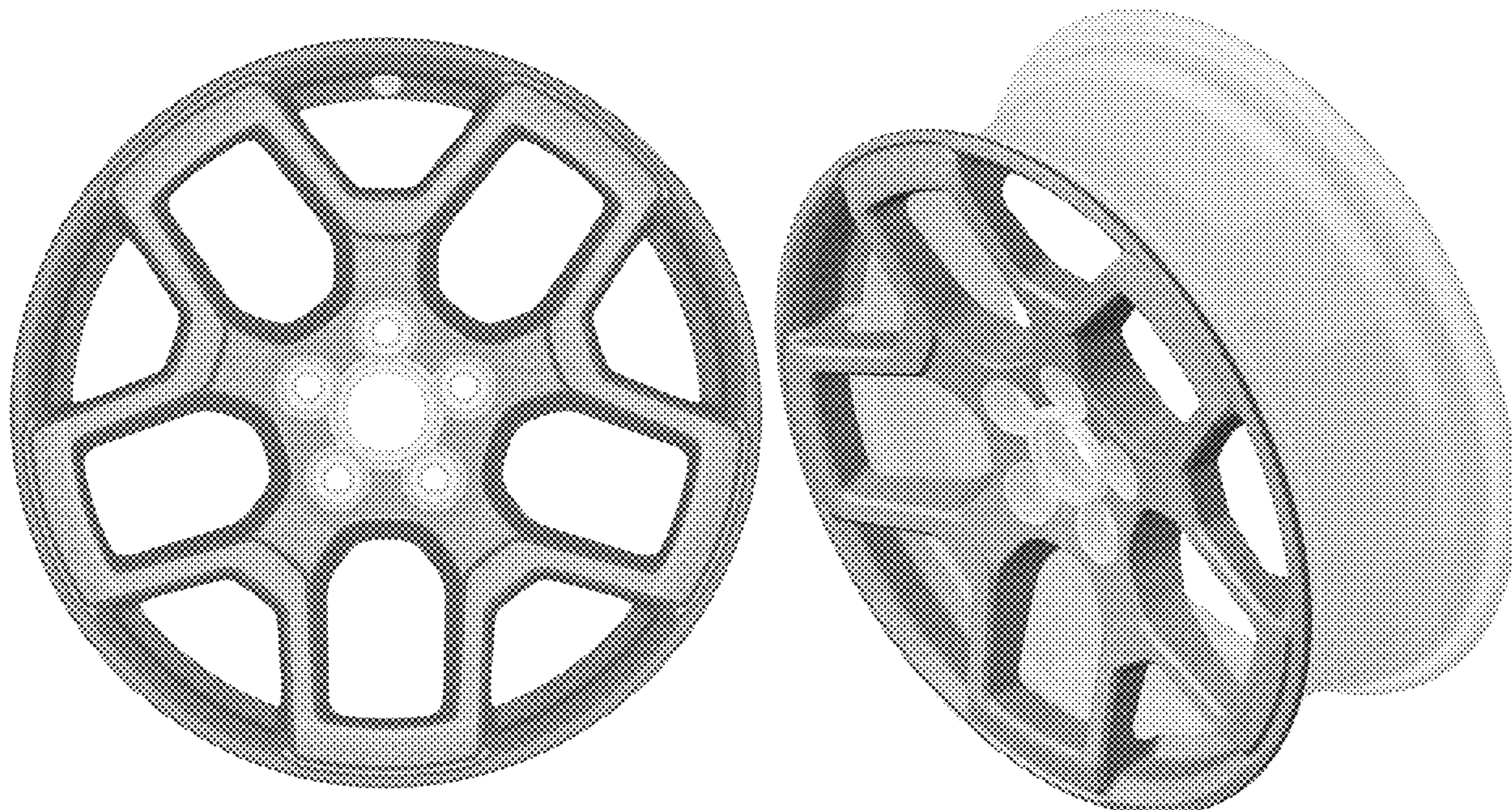
The ornamental design for a vehicle wheel, as shown and described.

DESCRIPTION

FIG. 1 is a front elevational view of a vehicle wheel showing our new design; and,
FIG. 2 is a perspective view thereof.

The claimed design is indicated by the relatively dark portions in the figures. The de-emphasized and relatively light portions form no part of the claimed design.

1 Claim, 2 Drawing Sheets






Fig. 1




Fig. 2