

US00D904952S

(12) **United States Design Patent** (10) **Patent No.:** **US D904,952 S**
Piaskowski et al. (45) **Date of Patent:** **** Dec. 15, 2020**

- (54) **VEHICLE MIRROR**
- (71) Applicant: **Ford Global Technologies, LLC**,
Dearborn, MI (US)
- (72) Inventors: **Joel Piaskowski**, Birmingham, MI
(US); **Gordon M. Platto**, Troy, MI
(US); **Christopher G. Walter**, Traverse
City, MI (US); **Colin R. Bonathan**,
Dearborn, MI (US); **Aditya Narayan**,
Detroit, MI (US)
- (73) Assignee: **Ford Global Technologies, LLC**,
Dearborn, MI (US)
- (**) Term: **15 Years**
- (21) Appl. No.: **29/708,914**
- (22) Filed: **Oct. 10, 2019**
- (51) **LOC (12) Cl.** **12-16**
- (52) **U.S. Cl.**
USPC **D12/187**
- (58) **Field of Classification Search**
USPC D12/187-189; D6/300, 309
CPC B60R 1/076; G02B 7/182; G02B 5/08;
G02B 7/18
See application file for complete search history.

(56) **References Cited**

U.S. PATENT DOCUMENTS

D543,918 S *	6/2007	Pfeiffer	D12/187
D559,162 S	1/2008	Saridakis et al.	
D709,415 S	7/2014	Mays et al.	
D709,416 S	7/2014	Mays et al.	
D718,689 S *	12/2014	Blanski	D12/187
D793,311 S *	8/2017	Whitla	D12/187
D800,039 S *	10/2017	Bucher	D12/187
D840,885 S *	2/2019	Park Cheng	D12/187
D882,471 S *	4/2020	Tovey	D12/187
D883,878 S *	5/2020	Metros	D12/187

D883,879 S *	5/2020	Metros	D12/187
D886,015 S *	6/2020	Kim	D12/187
D887,330 S *	6/2020	Nilsson	D12/187
D893,372 S *	8/2020	Smock	D12/187
2019/0253184 A1 *	8/2019	Xing	H04B 7/06

OTHER PUBLICATIONS

Meghan Drummond, 2020 Mustang Hybrid, <https://www.cjponyparts.com/resources/2020-mustang-hybrid> Sep. 13, 2019.
 Andrew Krok, Ford's 'Mustang-inspired' electric SUV: Everything we know, <https://www.cnet.com/roadshow/news/ford-mustang-inspired-electric-sub-details-rumors> Oct. 2, 2019.
 Ford News Clips—Briefing, Ford's EV Strategy takes Shape In Search For Popularity and Profit, Sep. 3, 2019.

* cited by examiner

Primary Examiner — Katrina A Betton

(74) *Attorney, Agent, or Firm* — Michael Spenner

(57) **CLAIM**

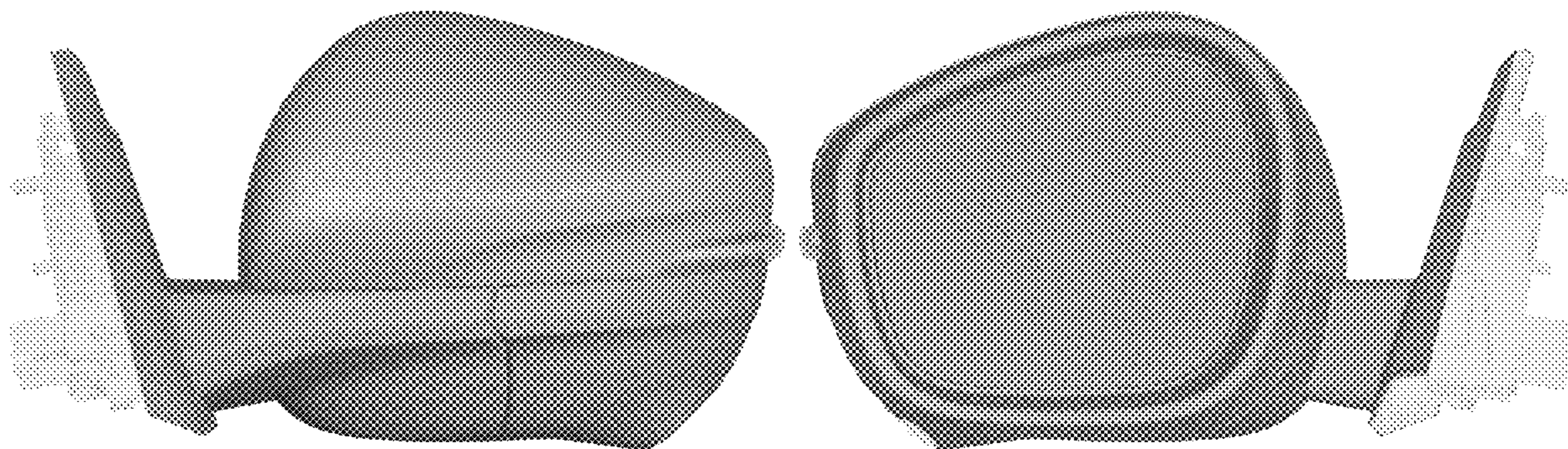
The ornamental design for a vehicle mirror, as shown and described.

DESCRIPTION

FIG. 1 is a front elevational view of a vehicle mirror, showing our new design;
 FIG. 2 is a rear elevational view thereof;
 FIG. 3 is a left side elevational view thereof;
 FIG. 4 is a right side elevational view thereof;
 FIG. 5 is a top plan view thereof;
 FIG. 6 is a bottom plan view thereof;
 FIG. 7 is a top, front and left side perspective view thereof;
 and,
 FIG. 8 is a bottom, front and left side perspective view thereof.

The claimed design is indicated by the relatively dark portions in the figures. The de-emphasized and relatively light portions form no part of the claimed design.

1 Claim, 8 Drawing Sheets



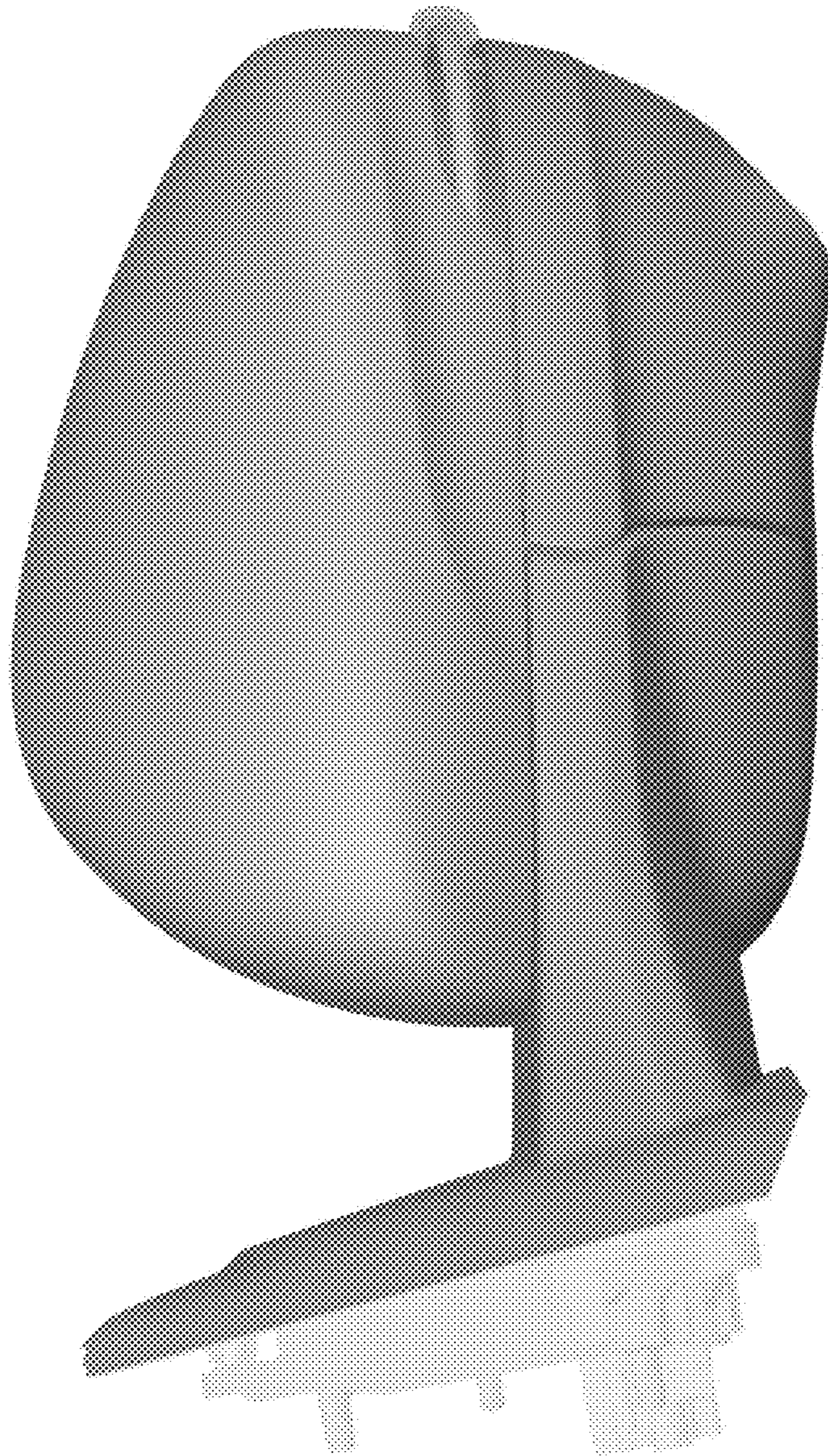


Fig.1




Fig. 2




Fig. 3




Fig.4

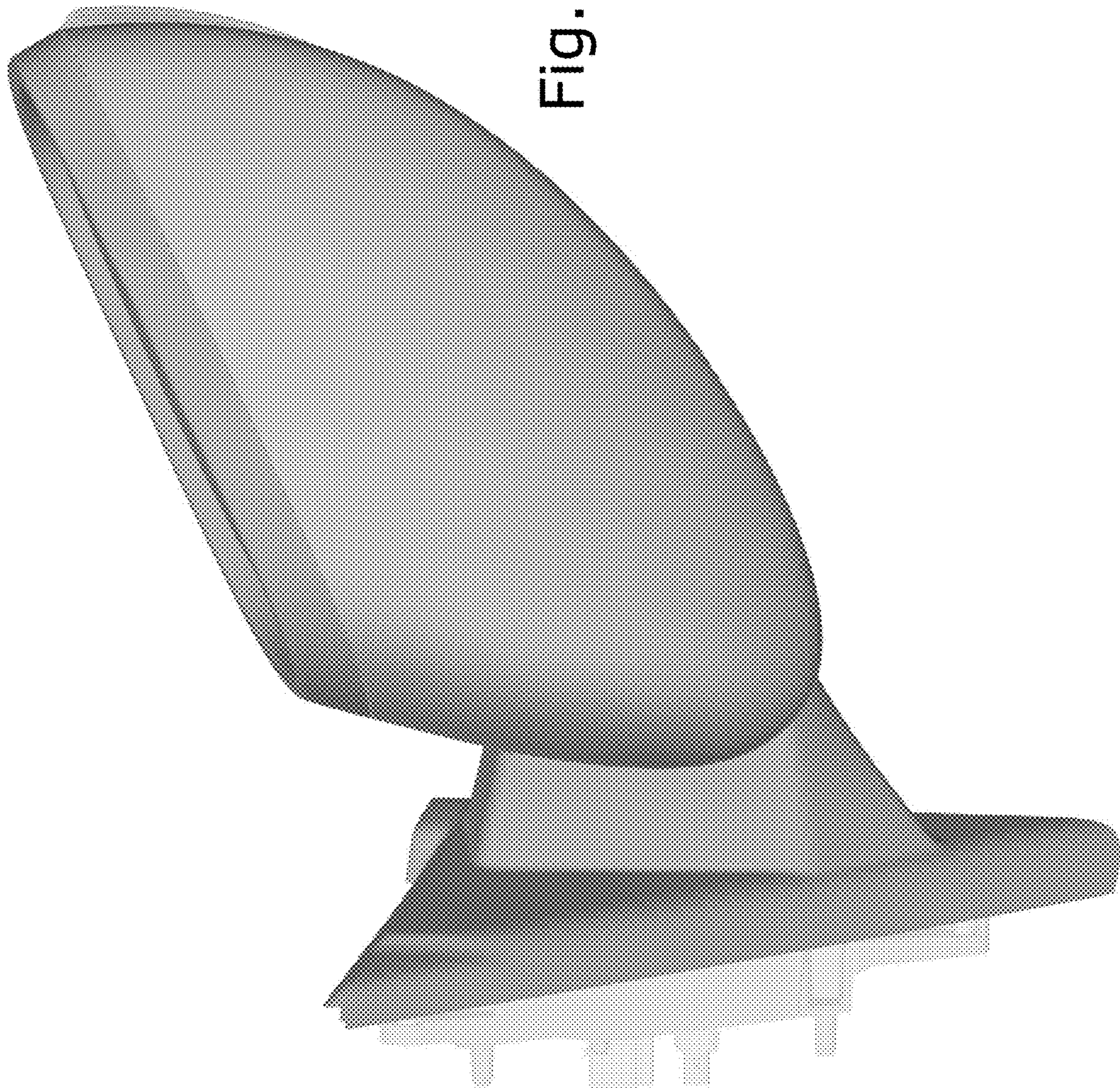
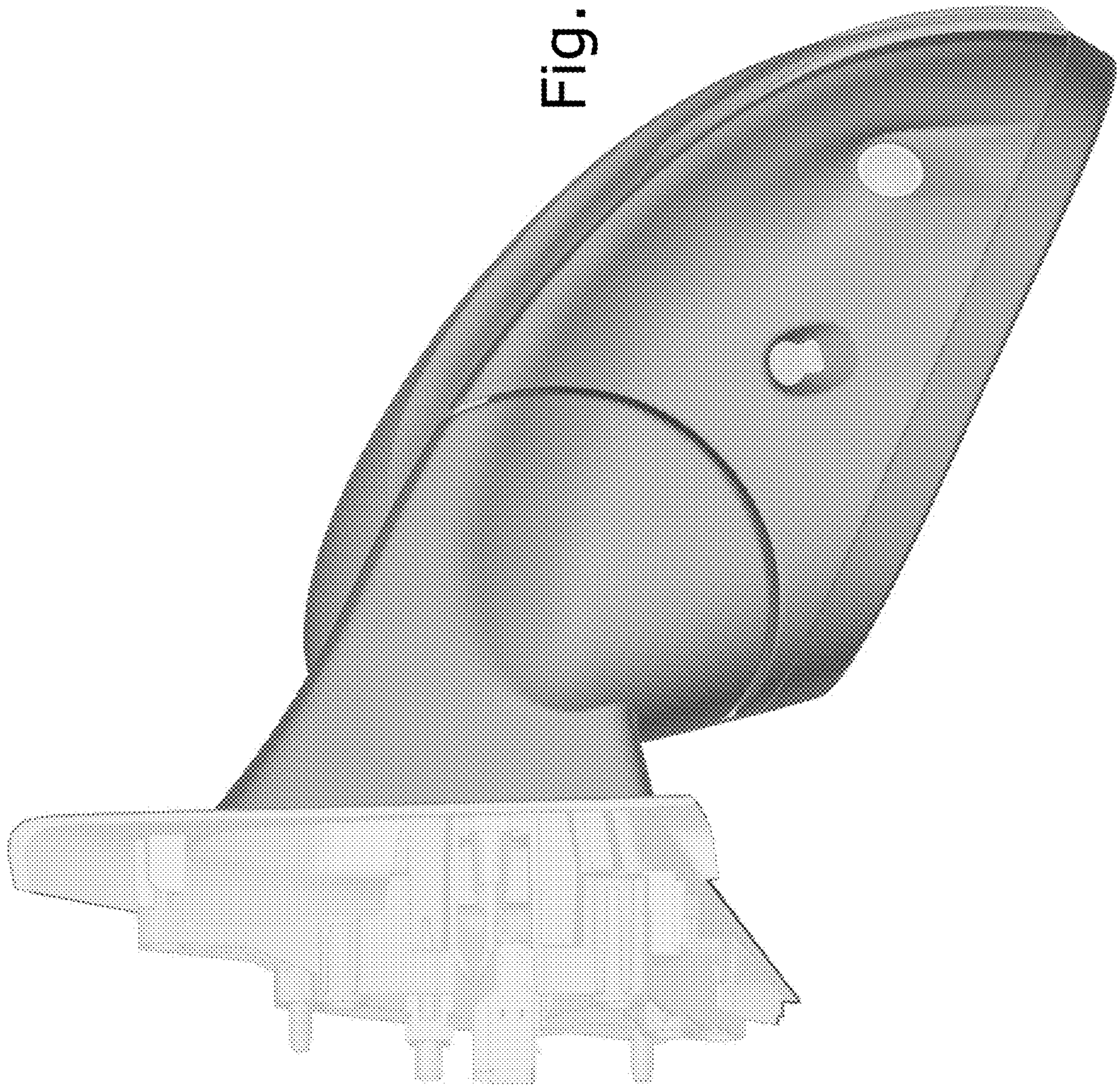


Fig. 5

Fig. 6



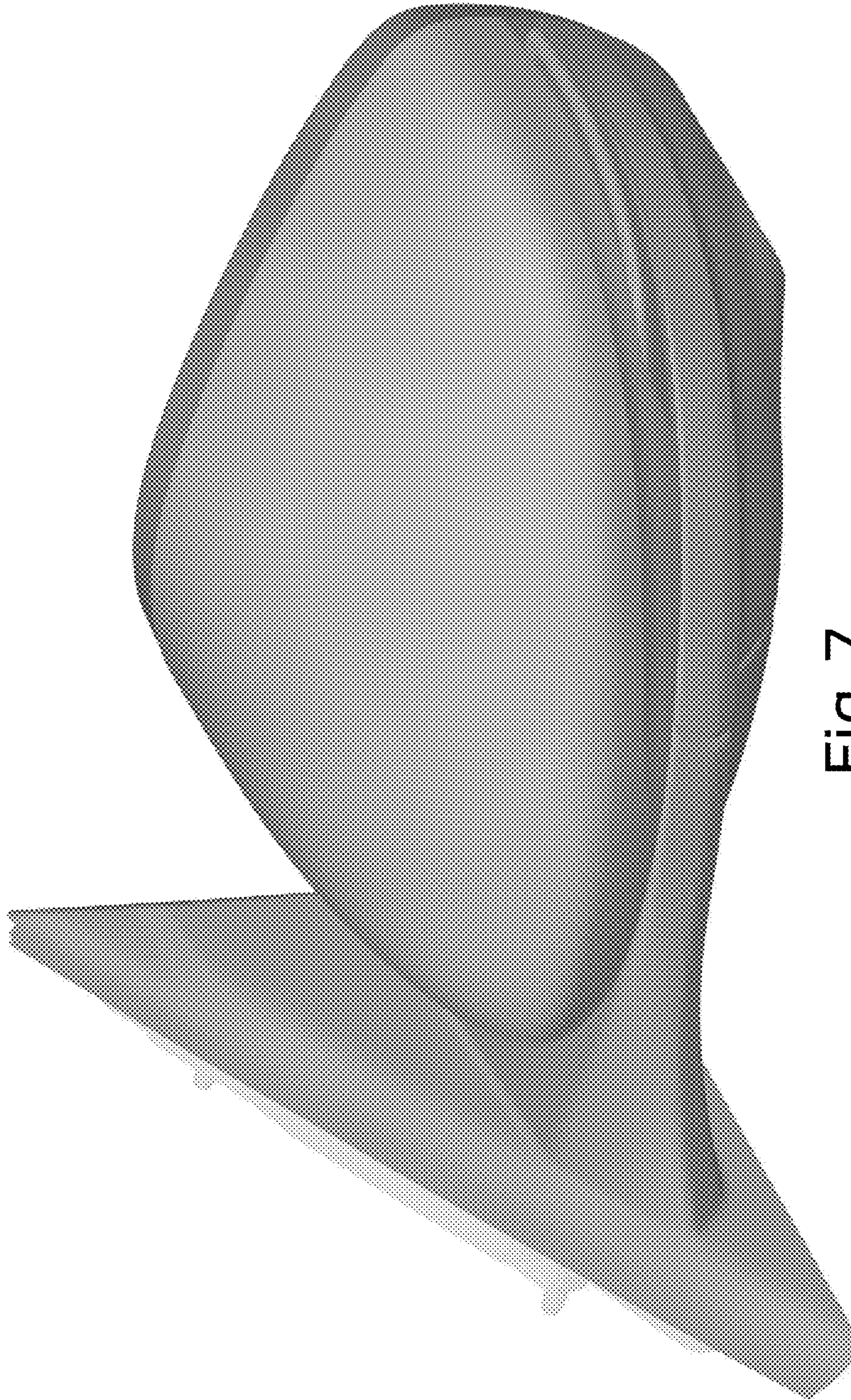


Fig. 7




Fig. 8