



US00D904947S

(12) **United States Design Patent** (10) **Patent No.:** **US D904,947 S**
Manzoni (45) **Date of Patent:** **** Dec. 15, 2020**

(54) **FRONT FACE OF A VEHICLE STEERING WHEEL**

(71) Applicant: **Ferrari S.p.A.**, Modena (IT)

(72) Inventor: **Flavio Manzoni**, Maranello (IT)

(73) Assignee: **FERRARI S.p.A.**, Modena (IT)

(**) Term: **15 Years**

(21) Appl. No.: **29/709,351**

(22) Filed: **Oct. 14, 2019**

(30) **Foreign Application Priority Data**

Apr. 15, 2019 (EM) 006377685

(51) **LOC (12) Cl.** **12-16**

(52) **U.S. Cl.**
USPC **D12/176**

(58) **Field of Classification Search**
USPC D12/175, 176; 74/552, 558, 558.5
CPC B60R 21/203; B60R 21/05; B62D 1/04
See application file for complete search history.

(56) **References Cited**

U.S. PATENT DOCUMENTS

D534,465 S *	1/2007	Wiedeman	D12/176
D593,010 S *	5/2009	Yamazaki	D12/176
D653,180 S *	1/2012	Tanaka	D12/176
D696,992 S *	1/2014	Pohanka	D12/176
D706,186 S *	6/2014	Fukaya	D12/176
D708,556 S *	7/2014	Mito	D12/176
D713,307 S *	9/2014	Kanki	D12/176
D727,226 S *	4/2015	Mayerle	D12/176
D743,858 S *	11/2015	Sugiura	D12/176
D758,933 S *	6/2016	Owaku	D12/176
D777,624 S *	1/2017	Sasaki	D12/176
D787,390 S *	5/2017	Kanda	D12/176
D789,261 S *	6/2017	Goedecke	D12/176

D792,299 S *	7/2017	Manzoni	D12/176
D830,255 S *	10/2018	Kawahara	D12/176
D848,913 S *	5/2019	Sjogren	D12/176
D853,291 S *	7/2019	Maurer	D12/176
D853,911 S *	7/2019	Miyamoto	D12/176
D881,089 S *	4/2020	Sham	D12/176
D881,090 S *	4/2020	Braun	D12/176

* cited by examiner

Primary Examiner — Melody N Brown

(74) *Attorney, Agent, or Firm* — Cowan, Liebowitz & Latman, P.C.; Anastasia Zhadina

(57) **CLAIM**

The ornamental design for a front face of a vehicle steering wheel, as shown and described.

DESCRIPTION

FIG. 1 is a front perspective view of a front face of a vehicle steering wheel showing my new design with the electrical power switch turned on in the on position; FIG. 2 is a front elevational view thereof; FIG. 3 is an enlarged front elevational view thereof showing the central portion of the front face of a vehicle steering wheel;

FIG. 4 is another front perspective view thereof with the electrical power switch turned off in the off position; FIG. 5 is a front elevational view of FIG. 4; and, FIG. 6 is an enlarged front elevational view of FIG. 4 showing the central portion of the front face of a vehicle steering wheel.

The claimed design is directed to a front face of a vehicle steering wheel that can be turned ON and OFF.

The broken lines shown throughout the drawing views are for illustrative and environmental purposes of showing electrical power elements that can display visual information but, does not form part of the claimed design.

1 Claim, 6 Drawing Sheets

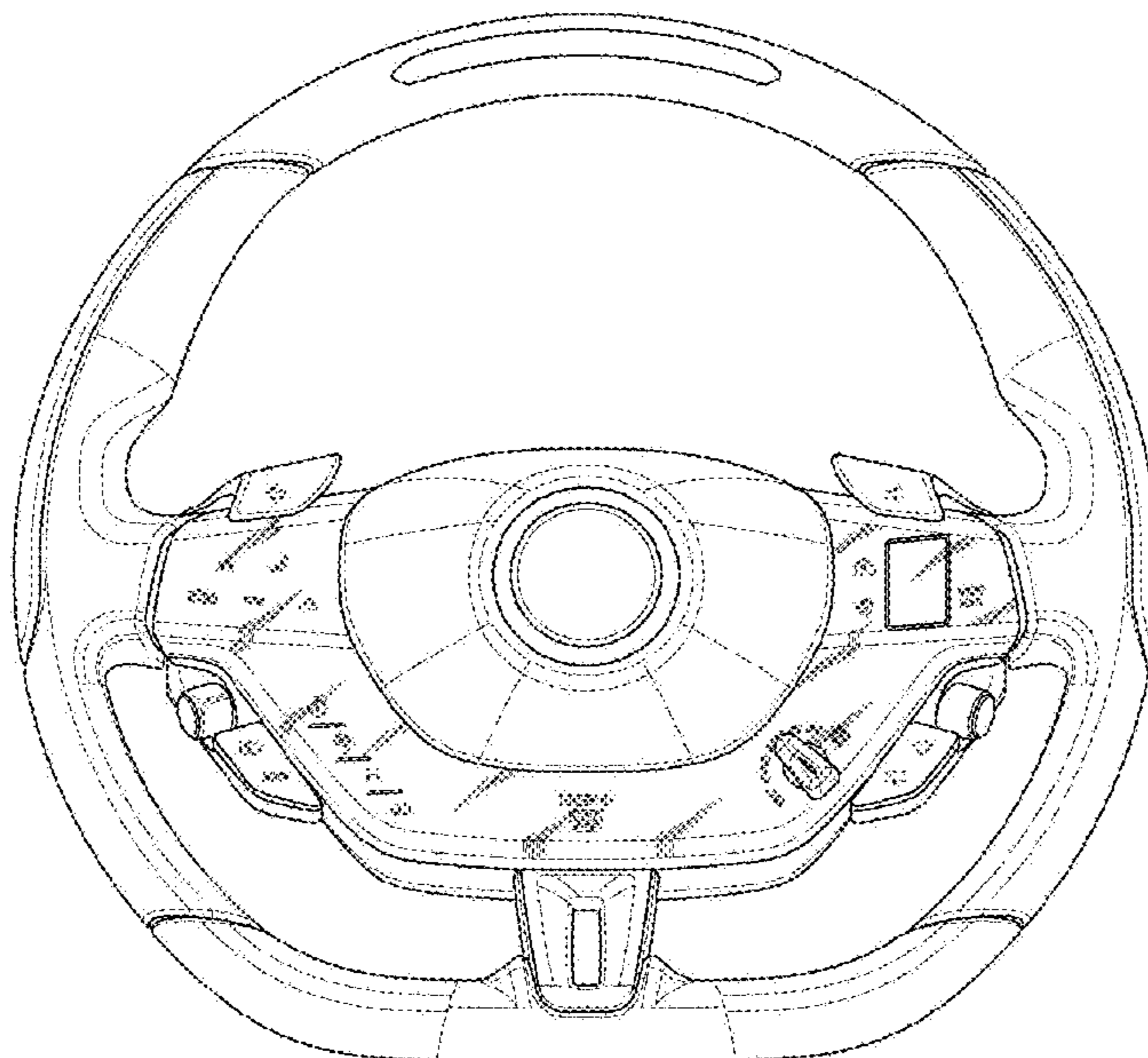


FIG. 1

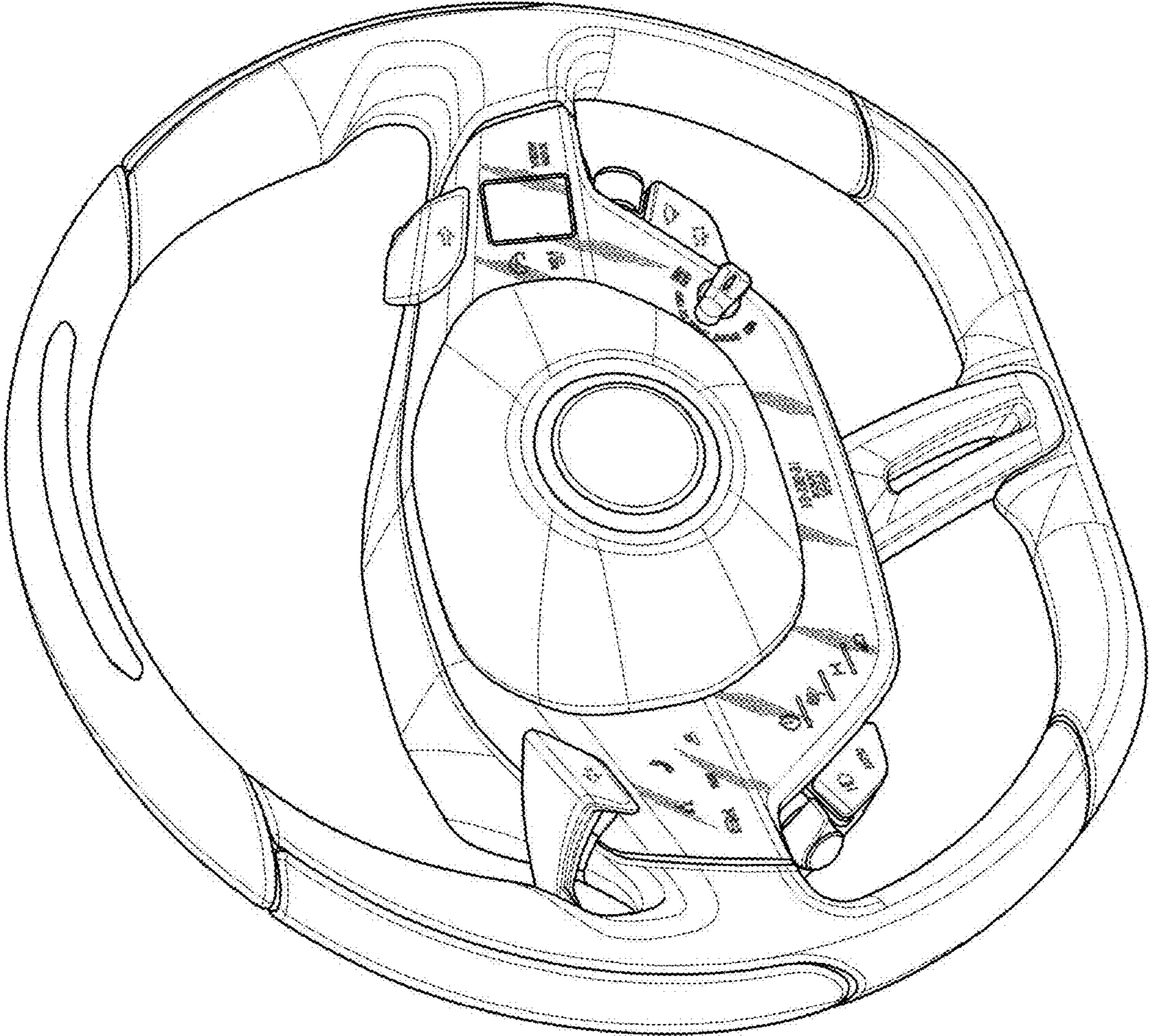


FIG. 2

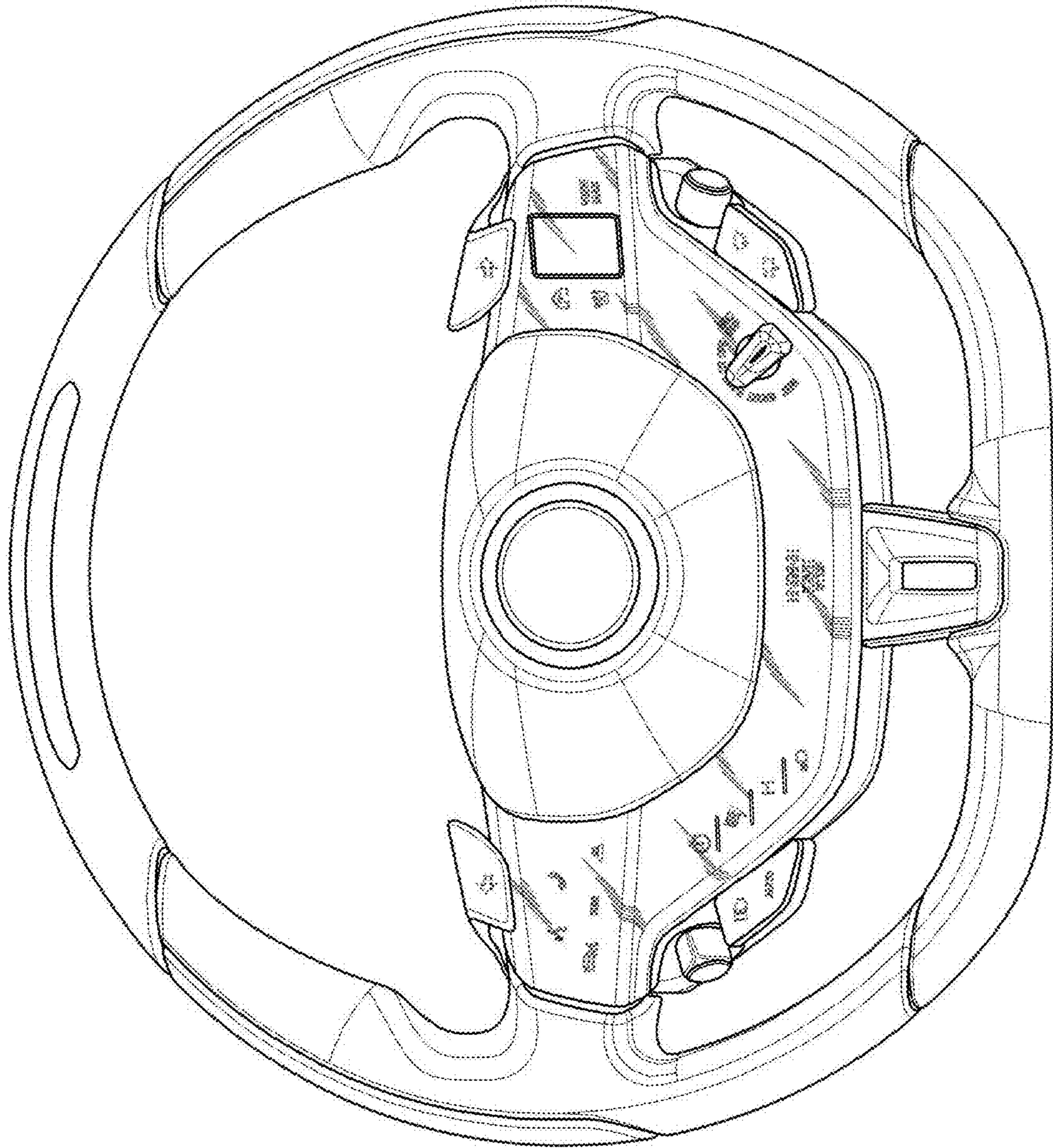


FIG. 3

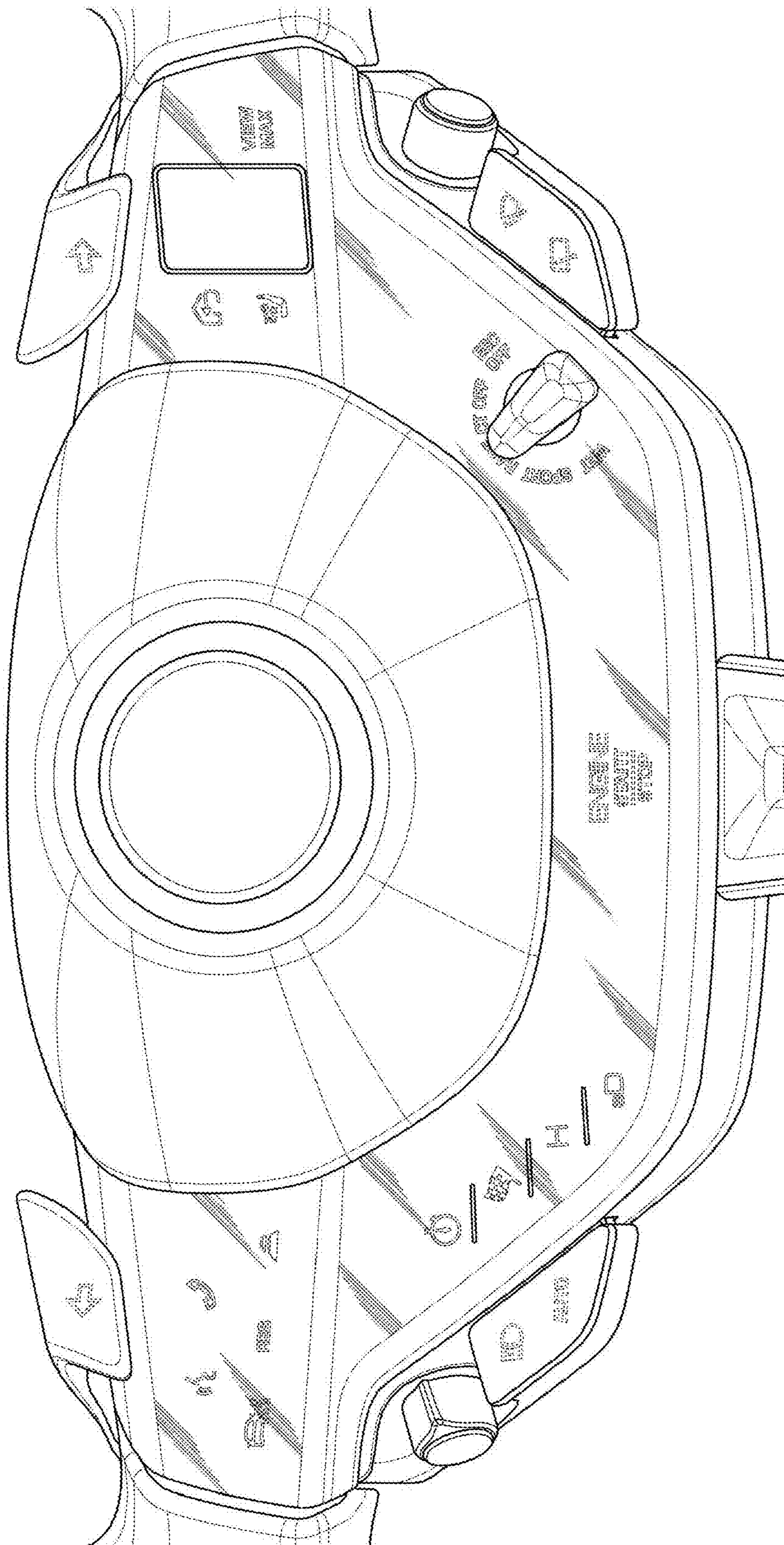


FIG. 4

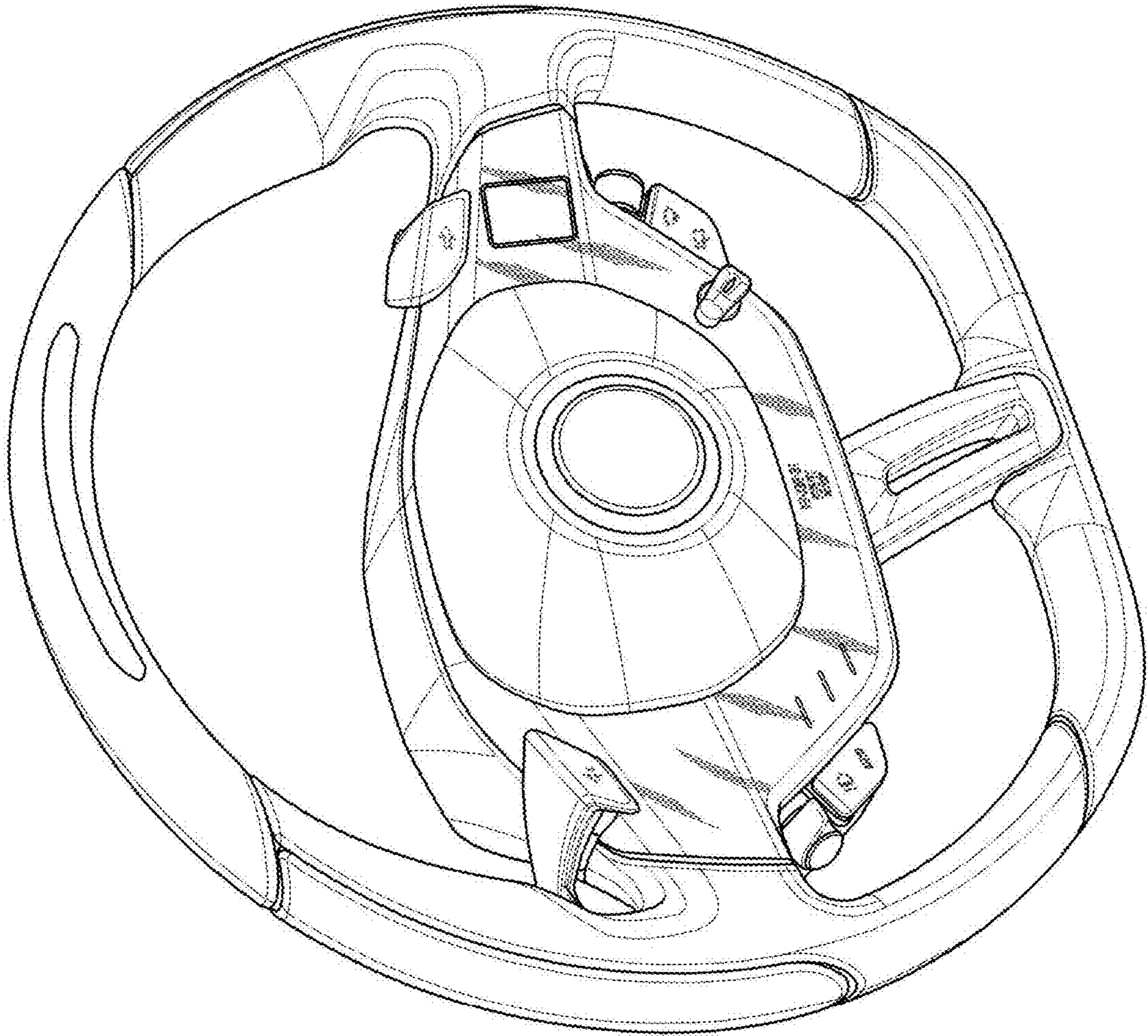


FIG. 5

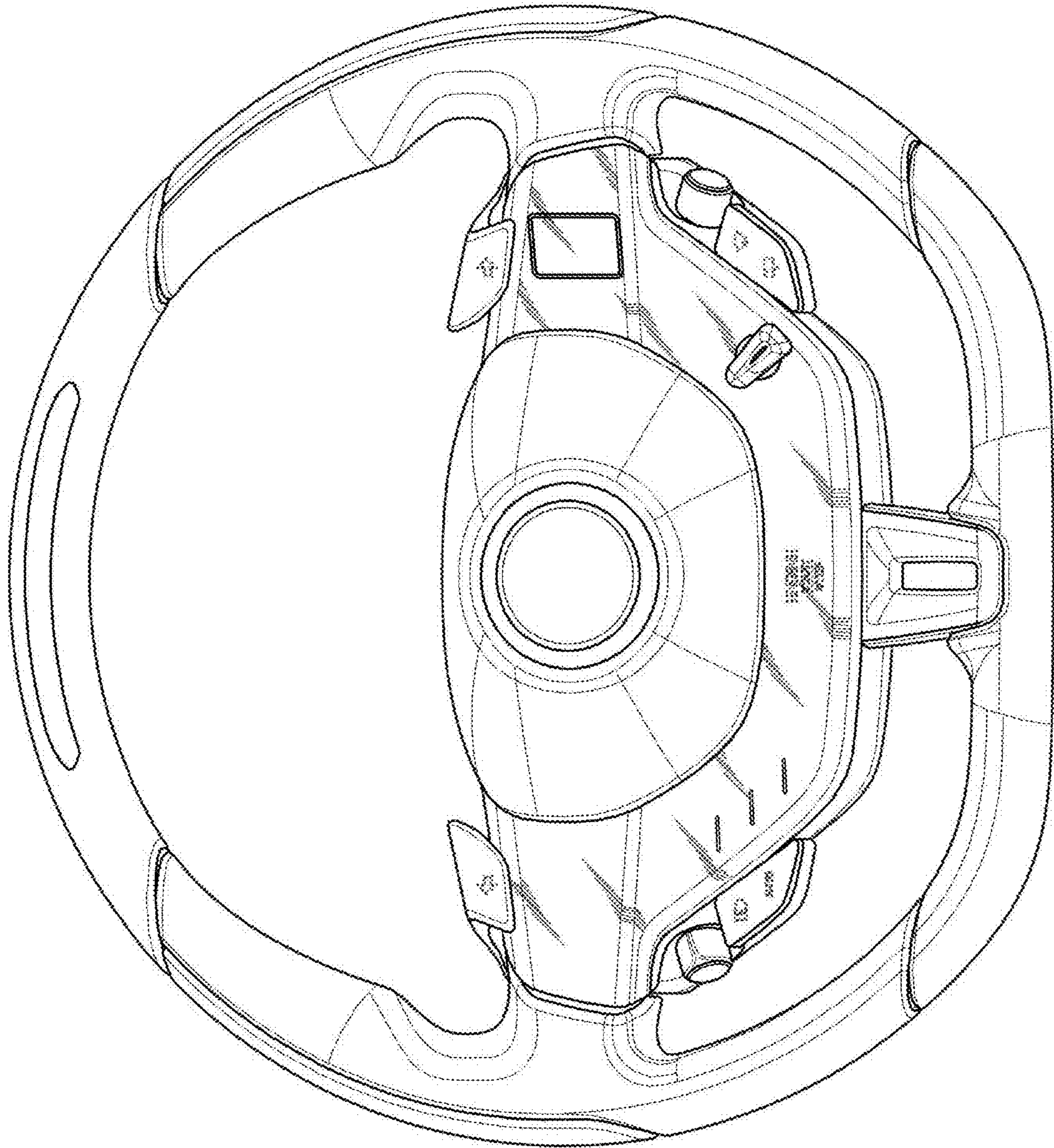


FIG. 6

