



US00D904945S

(12) **United States Design Patent**  
**Shimizu et al.**

(10) **Patent No.:** **US D904,945 S**

(45) **Date of Patent:** **\*\* Dec. 15, 2020**

(54) **FRONT BUMPER FOR AUTOMOBILE**

(71) Applicant: **Nissan Motor Co., Ltd.**, Kanagawa (JP)

(72) Inventors: **Akio Shimizu**, Kanagawa (JP); **Hoeun Jang**, Kanagawa (JP)

(73) Assignee: **Nissan Motor Co., Ltd.**, Yokohama (JP)

(\*\*) Term: **15 Years**

(21) Appl. No.: **29/705,451**

(22) Filed: **Sep. 12, 2019**

(30) **Foreign Application Priority Data**

Mar. 13, 2019 (JP) ..... 2019-005210

(51) **LOC (12) Cl.** ..... **12-16**

(52) **U.S. Cl.**  
USPC ..... **D12/169**

(58) **Field of Classification Search**  
USPC ..... D12/169, 196, 86, 90-92, 163, 190, 98,  
D12/164; 293/102, 113, 115, 117, 120,  
293/193.11; 296/180.1, 180.2; 180/68.1,  
180/68.6  
CPC ..... B60R 19/52; B60K 11/08; B62D 25/08;  
B62B 9/16  
See application file for complete search history.

(56) **References Cited**

**U.S. PATENT DOCUMENTS**

D827,515 S \* 9/2018 Whang et al. .... D12/169  
D827,516 S \* 9/2018 Ashida et al. .... D12/169

D839,149 S \* 1/2019 Wheel ..... D12/169  
D839,154 S \* 2/2019 Kim et al. .... D12/169  
D840,295 S \* 2/2019 Peat et al. .... D12/169  
D840,297 S \* 2/2019 Tovey ..... D12/169  
D856,220 S \* 8/2019 Koyama et al. .... D12/169  
D859,240 S \* 10/2019 Sperling et al. .... D12/169  
D859,241 S \* 10/2019 Asano ..... D12/169

\* cited by examiner

*Primary Examiner* — Melody N Brown

(74) *Attorney, Agent, or Firm* — Global IP Counselors, LLP

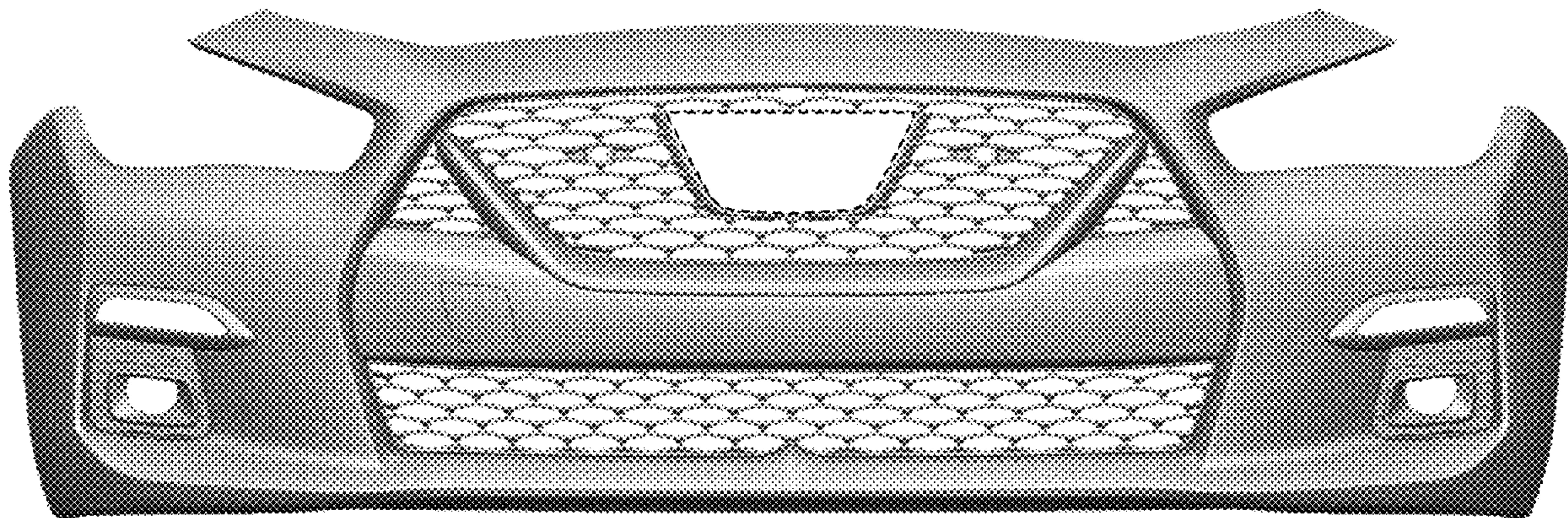
(57) **CLAIM**

The ornamental design for a front bumper for automobile, as shown and described.

**DESCRIPTION**

FIG. 1 is a front elevational view of a front bumper for automobile in accordance with our new design;  
FIG. 2 is a top plan view thereof;  
FIG. 3 is a bottom plan view thereof;  
FIG. 4 is a left side elevational view thereof;  
FIG. 5 is a right side elevational view thereof;  
FIG. 6 is a bottom, front and left side perspective view thereof; and,  
FIG. 7 is a top, front and right side perspective view thereof. The rear view of the front bumper forms no part of the claimed design. The inside surfaces of the front bumper, shown in broken lines in FIGS. 2, 3, 6 and 7, form no part of the claimed design since the inside surfaces are hidden when the front bumper is mounted to the automobile.

**1 Claim, 7 Drawing Sheets**



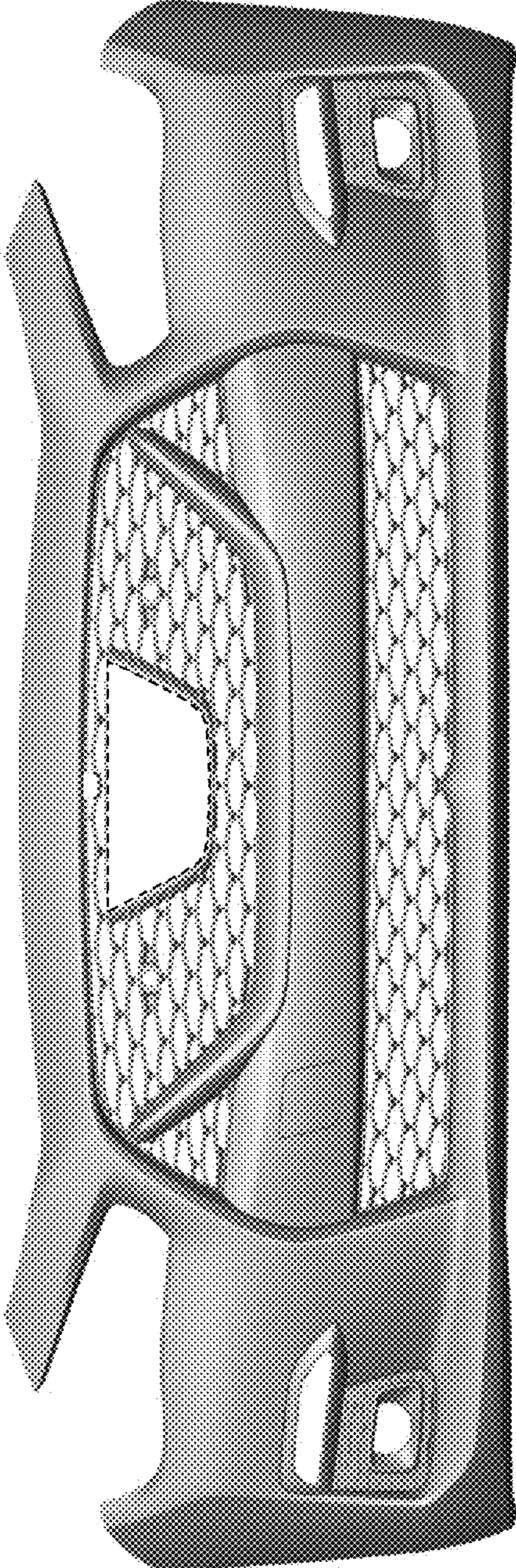


FIG. 1

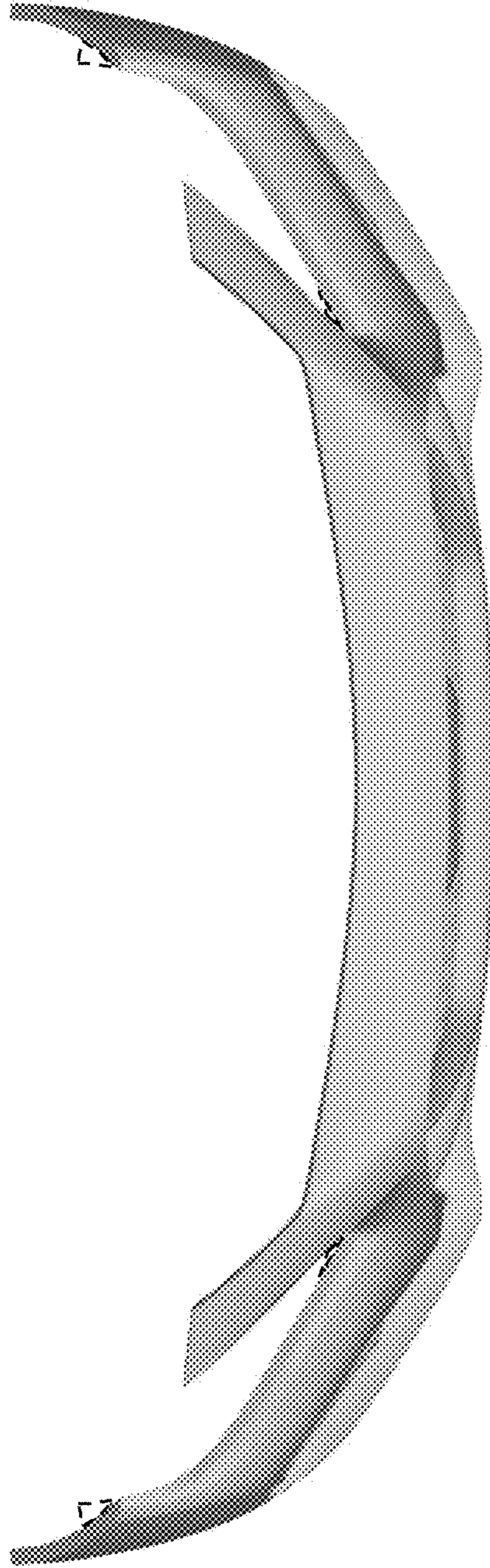


FIG. 2

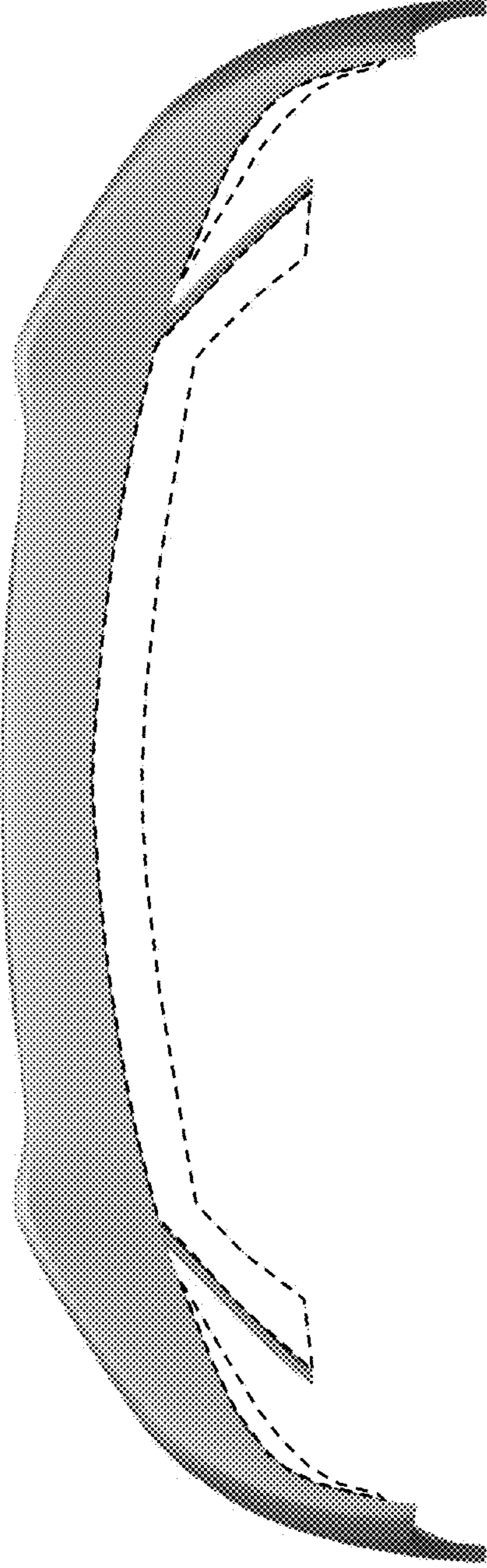


FIG. 3




FIG. 4




FIG. 5




FIG. 6

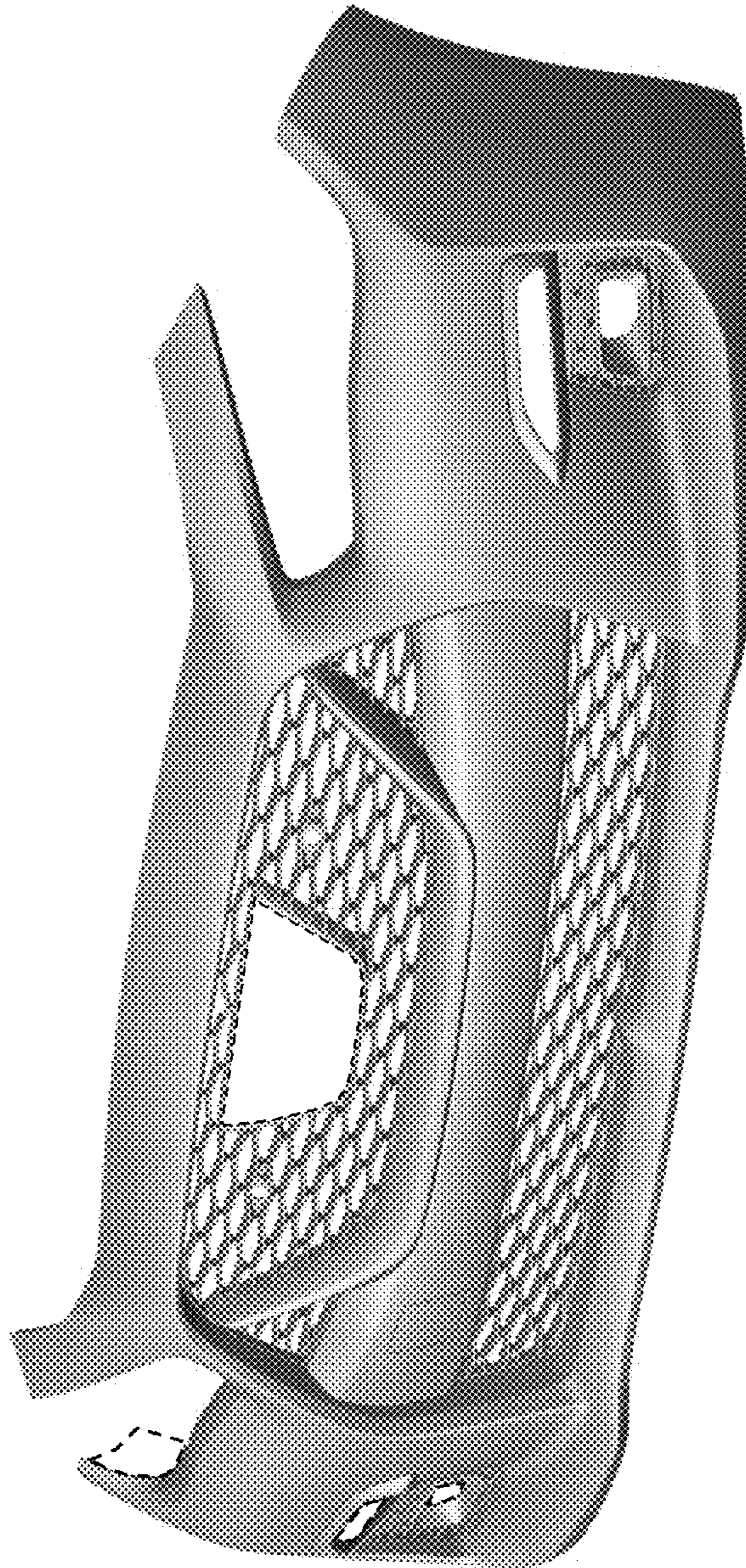


FIG. 7