

US00D904944S

(12) **United States Design Patent**  
**Higurashi**

(10) **Patent No.:** **US D904,944 S**

(45) **Date of Patent:** **\*\* Dec. 15, 2020**

(54) **FRONT BUMPER FOR AUTOMOBILE**

(71) Applicant: **Nissan Motor Co., Ltd.**, Kanagawa (JP)

(72) Inventor: **Akihiro Higurashi**, Kanagawa (JP)

(73) Assignee: **Nissan Motor Co., Ltd.**, Yokohama (JP)

(\*\*) Term: **15 Years**

(21) Appl. No.: **29/705,445**

(22) Filed: **Sep. 12, 2019**

(30) **Foreign Application Priority Data**

Mar. 13, 2019 (JP) ..... 2019-005223

(51) **LOC (12) Cl.** ..... **12-16**

(52) **U.S. Cl.**  
USPC ..... **D12/169**

(58) **Field of Classification Search**  
USPC ..... D12/169, 196, 86, 90-92, 163, 190, 98,  
D12/164; 293/102, 113, 115, 117, 120,  
293/193.11; 296/180.1, 180.2; 180/68.1,  
180/68.6  
CPC ..... B60R 19/52; B60K 11/08; B62D 25/08;  
B62B 9/16  
See application file for complete search history.

(56) **References Cited**

**U.S. PATENT DOCUMENTS**

D675,139 S \* 1/2013 Yamamoto ..... D12/169  
D678,141 S \* 3/2013 Behmer ..... D12/169  
D680,478 S \* 4/2013 Munakata ..... D12/169  
D683,284 S \* 5/2013 Yoshida ..... D12/169  
D686,546 S \* 7/2013 Fetherston ..... D12/169  
D687,356 S \* 8/2013 Weil ..... D12/169

D692,811 S \* 11/2013 Johnson ..... D12/169  
D695,654 S \* 12/2013 Kobayashi ..... D12/169  
D696,167 S \* 12/2013 Ito ..... D12/169  
D702,160 S \* 4/2014 Miyazawa ..... D12/169  
D713,767 S \* 9/2014 Selvaag ..... D12/169  
D716,199 S \* 10/2014 Beermann ..... D12/169  
D747,243 S \* 1/2016 Patel ..... D12/169  
D760,130 S \* 6/2016 Arroba ..... D12/169  
D830,249 S \* 10/2018 Zhang ..... D12/169  
D843,899 S \* 3/2019 Nakajima et al. .... D12/169  
D874,996 S \* 2/2020 Kuunoki et al. .... D12/169  
D874,997 S \* 2/2020 Campbell ..... D12/169

\* cited by examiner

*Primary Examiner* — Melody N Brown

(74) *Attorney, Agent, or Firm* — Global IP Counselors, LLP


(57) **CLAIM**

The ornamental design for a front bumper for an automobile, as shown and described.

**DESCRIPTION**

FIG. 1 is a front elevational view of a front bumper for an automobile in accordance with my new design;  
FIG. 2 is a top plan view thereof;  
FIG. 3 is a bottom plan view thereof;  
FIG. 4 is a left side elevational view thereof;  
FIG. 5 is a right side elevational view thereof;  
FIG. 6 is a bottom, front and left side perspective view thereof; and,  
FIG. 7 is a top, front and right side perspective view thereof.  
The rear view of the front bumper forms no part of the claimed design. The inside surfaces of the front bumper, shown in broken lines in FIGS. 2, 3, 6 and 7, form no part of the claimed design since the inside surfaces are hidden when the front bumper is mounted to the automobile.

**1 Claim, 7 Drawing Sheets**








FIG. 1

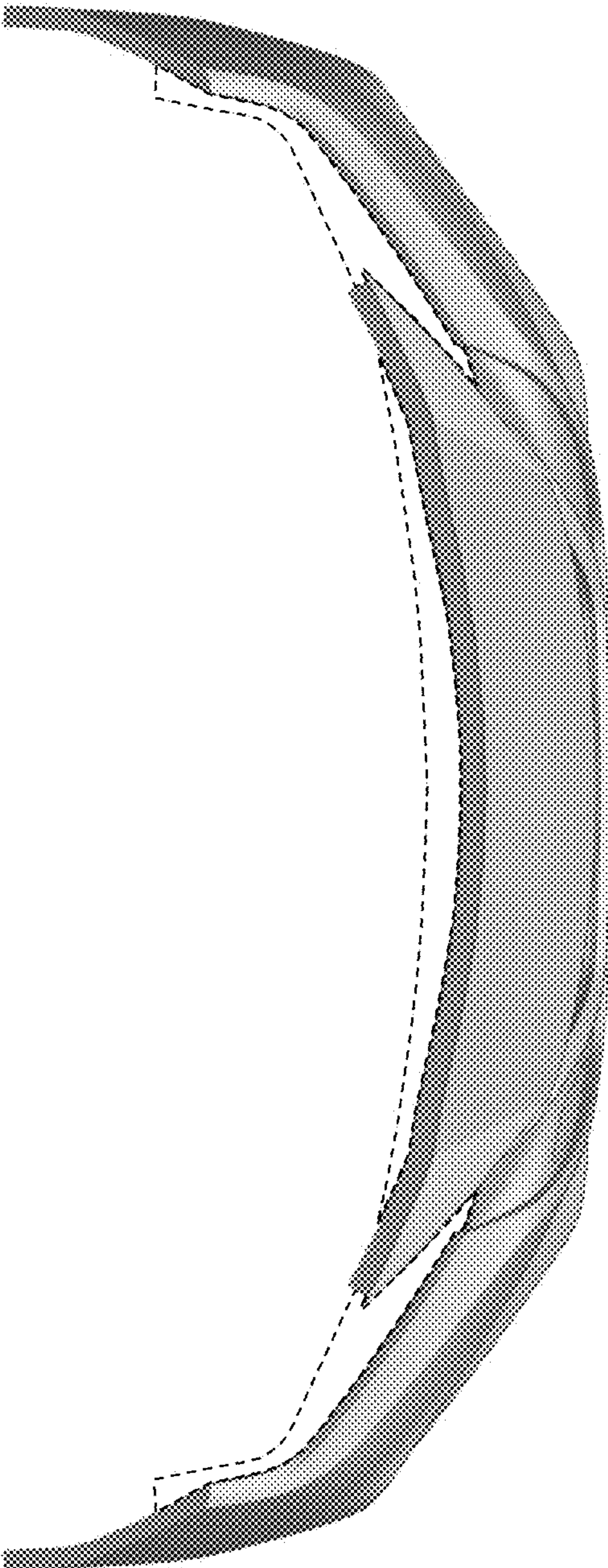


FIG. 2






FIG. 3

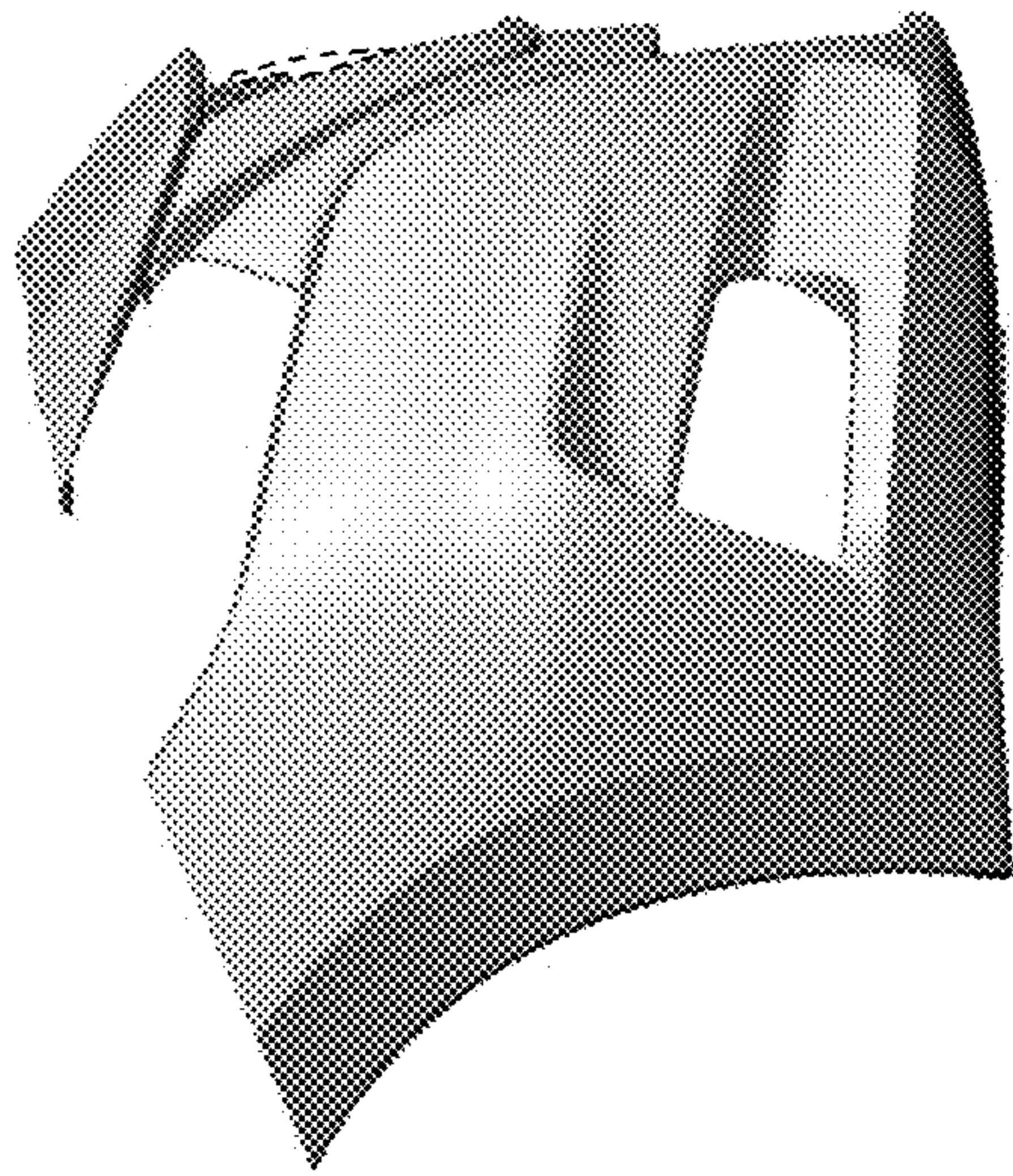


FIG. 4

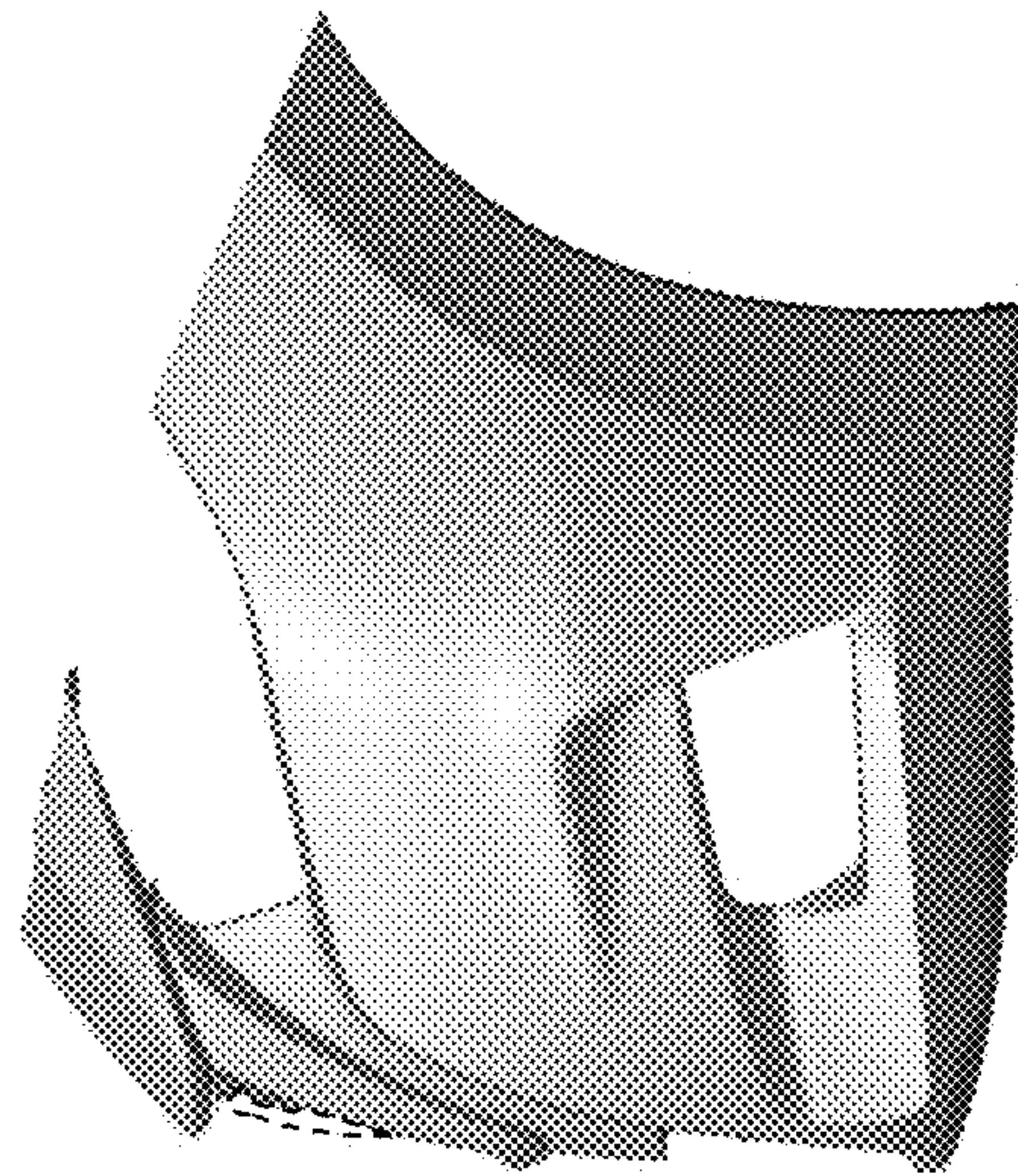


FIG. 5



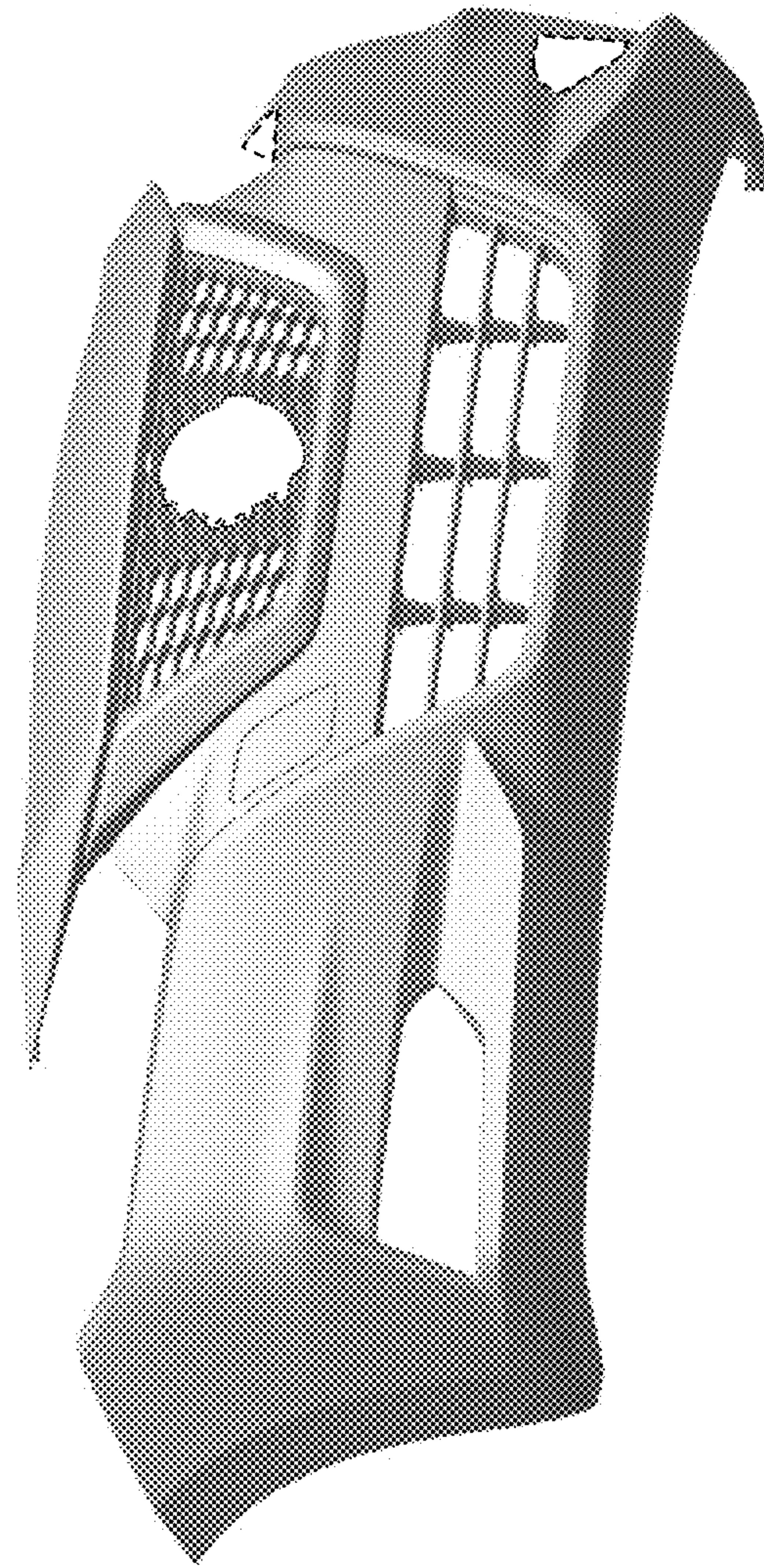


FIG. 6

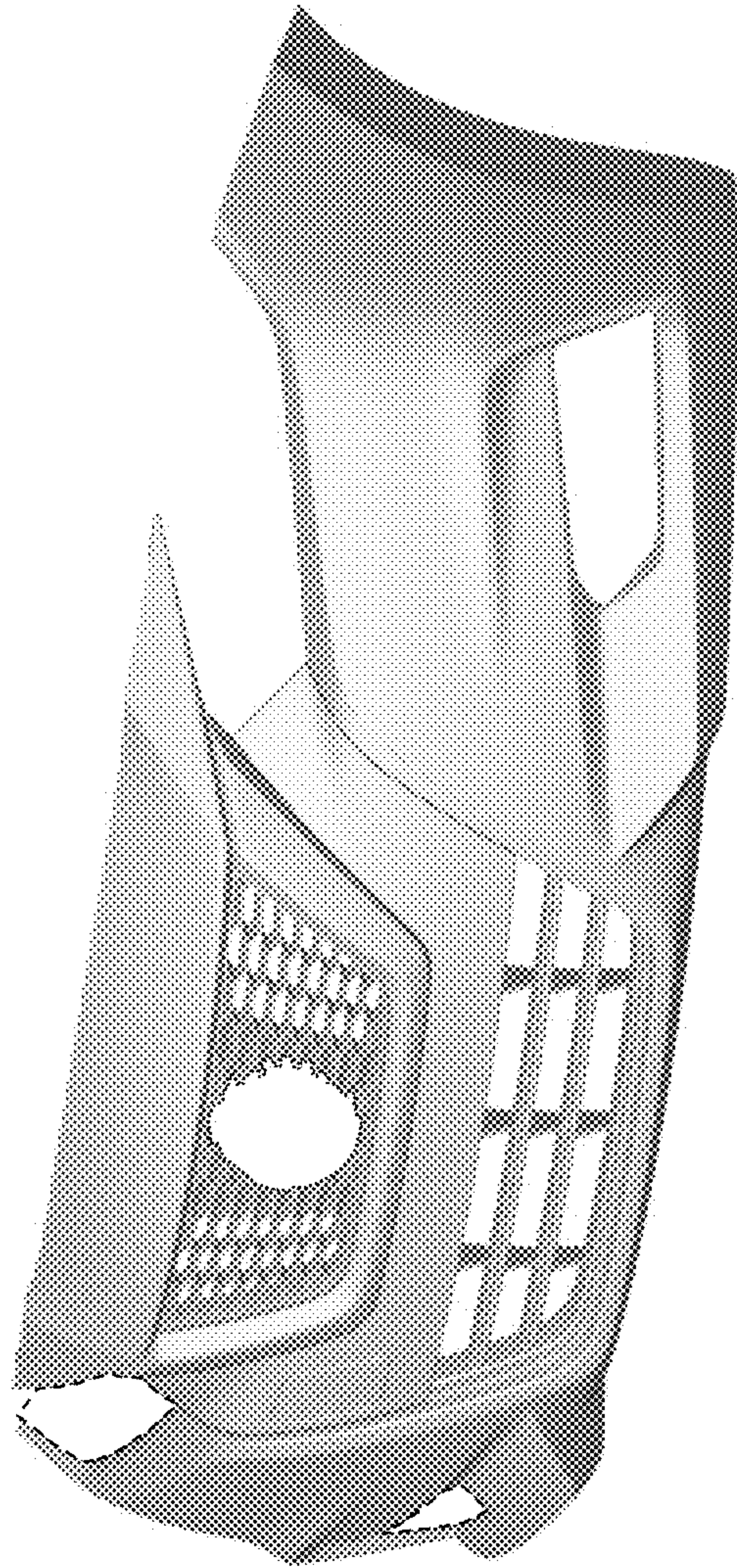


FIG. 7