



US00D904942S

(12) **United States Design Patent** (10) **Patent No.:** **US D904,942 S**
Wraith et al. (45) **Date of Patent:** **** Dec. 15, 2020**

(54) **VEHICLE REAR LOWER BUMPER COVER**

(71) Applicant: **Ford Global Technologies, LLC**,
Dearborn, MI (US)

(72) Inventors: **Paul J. Wraith**, West Bloomfield, MI
(US); **Dong H. Park**, Canton, MI (US);
Brian S. Paik, Los Angeles, CA (US);
Daniel J. Kangas, Livonia, MI (US);
Joseph I. Halaszynski, Farmington
Hills, MI (US)

(73) Assignee: **Ford Global Technologies, LLC**,
Dearborn, MI (US)

(**) Term: **15 Years**

(21) Appl. No.: **29/700,446**

(22) Filed: **Aug. 2, 2019**

(51) **LOC (12) Cl.** **12-16**

(52) **U.S. Cl.**
USPC **D12/169**

(58) **Field of Classification Search**
USPC D12/169, 164, 196, 171, 163, 86, 90-92;
293/102, 113, 115, 117, 120; 296/180.1,
296/180.2
CPC B60R 19/02; B60R 19/04; B62D 25/08
See application file for complete search history.

(56) **References Cited**

U.S. PATENT DOCUMENTS

D708,994 S * 7/2014 Thurber D12/169
D760,129 S * 6/2016 Whang D12/169
D766,789 S * 9/2016 Kapitonov D12/169
D773,352 S * 12/2016 Munakata D12/169
D773,353 S * 12/2016 Munakata D12/169
D775,038 S * 12/2016 Frascella D12/169
D824,816 S * 8/2018 Nakajima D12/169
D856,865 S * 8/2019 Hatton D12/169

D856,870 S * 8/2019 Nakajima D12/169
D860,074 S * 9/2019 Beckles D12/169
D860,077 S * 9/2019 Riggs D12/169
D861,550 S * 10/2019 Li D12/169
D862,313 S * 10/2019 Von Holzhausen D12/169
D863,151 S * 10/2019 Sasazawa D12/169
D877,005 S * 3/2020 Luke et al. D12/169
D877,006 S * 3/2020 Luke et al. D12/169

OTHER PUBLICATIONS

Michael Martinez, Ford's 2020 Baby Bronco off-roader emerges in photos from dealer meeting, <http://www.automews.com/article/20181113/OEM04/181119911/ford-baby-bronco-photos-leaked> Nov. 13, 2018.

* cited by examiner

Primary Examiner — Melody N Brown

(74) *Attorney, Agent, or Firm* — Michael Spenner

(57) **CLAIM**

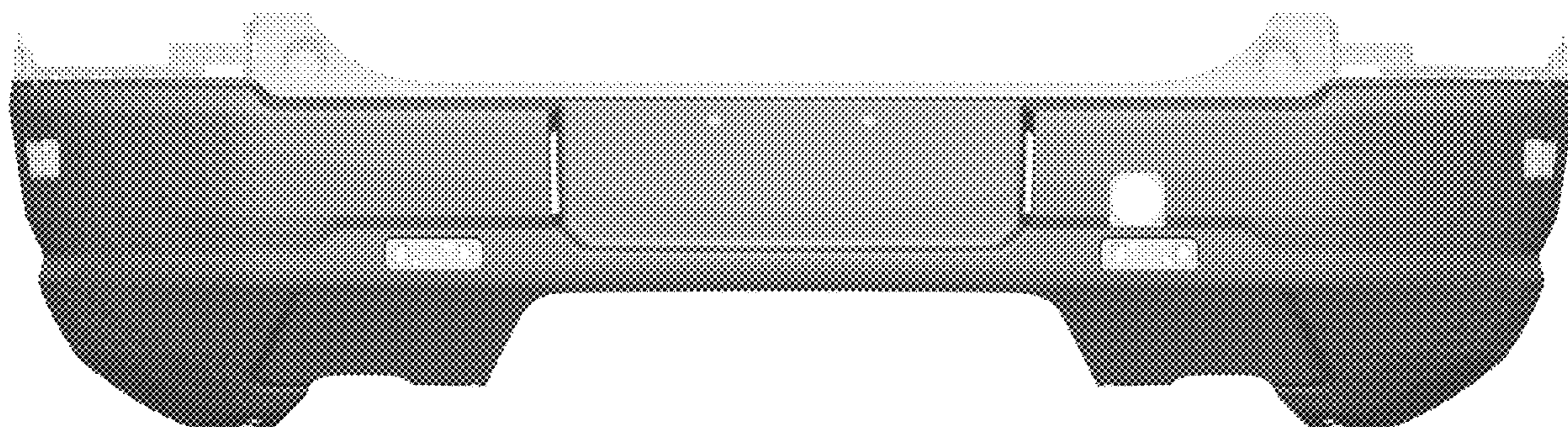
The ornamental design for a vehicle rear lower bumper cover, as shown and described.

DESCRIPTION

FIG. 1 is a front elevational view of a vehicle rear lower bumper cover, showing our new design;
FIG. 2 is a left side elevational view thereof;
FIG. 3 is a right side elevational view thereof;
FIG. 4 is a top plan view thereof;
FIG. 5 is a bottom plan view thereof;
FIG. 6 is a top, front and left side perspective view thereof;
and,
FIG. 7 is a bottom, front and left side perspective view thereof.

The claimed design is indicated by the relatively dark portions in the figures. The de-emphasized and relatively light portions form no part of the claimed design.

1 Claim, 7 Drawing Sheets






Fig.1




Fig. 2


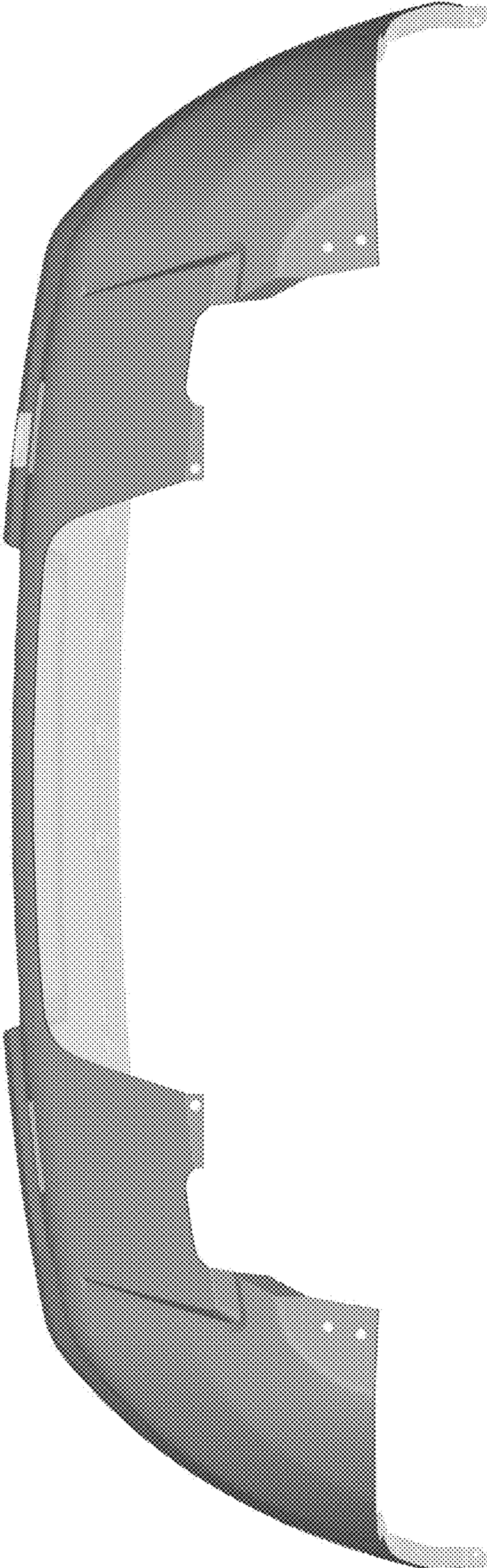


Fig. 3



Fig.4

Fig. 5



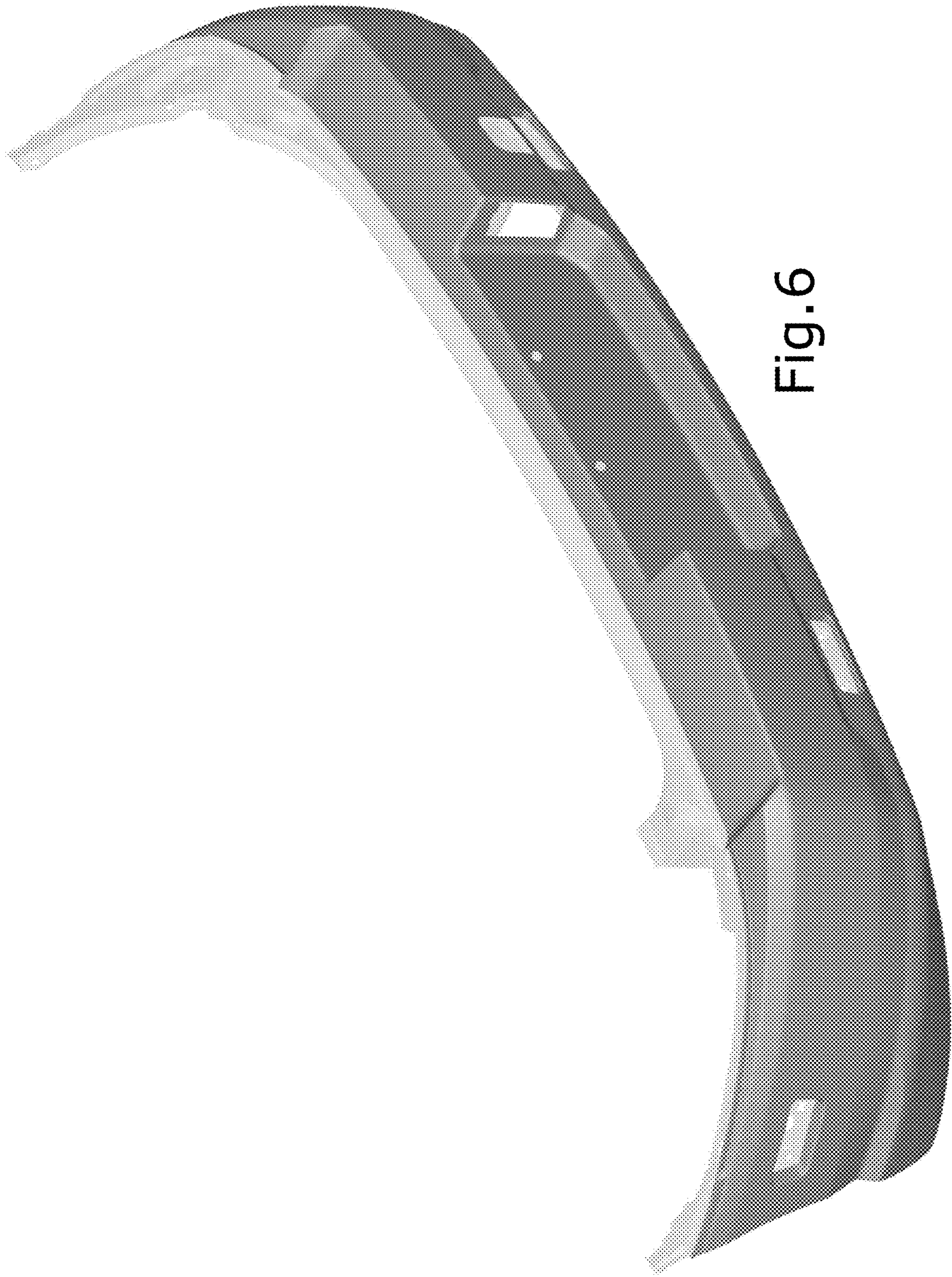


Fig. 6

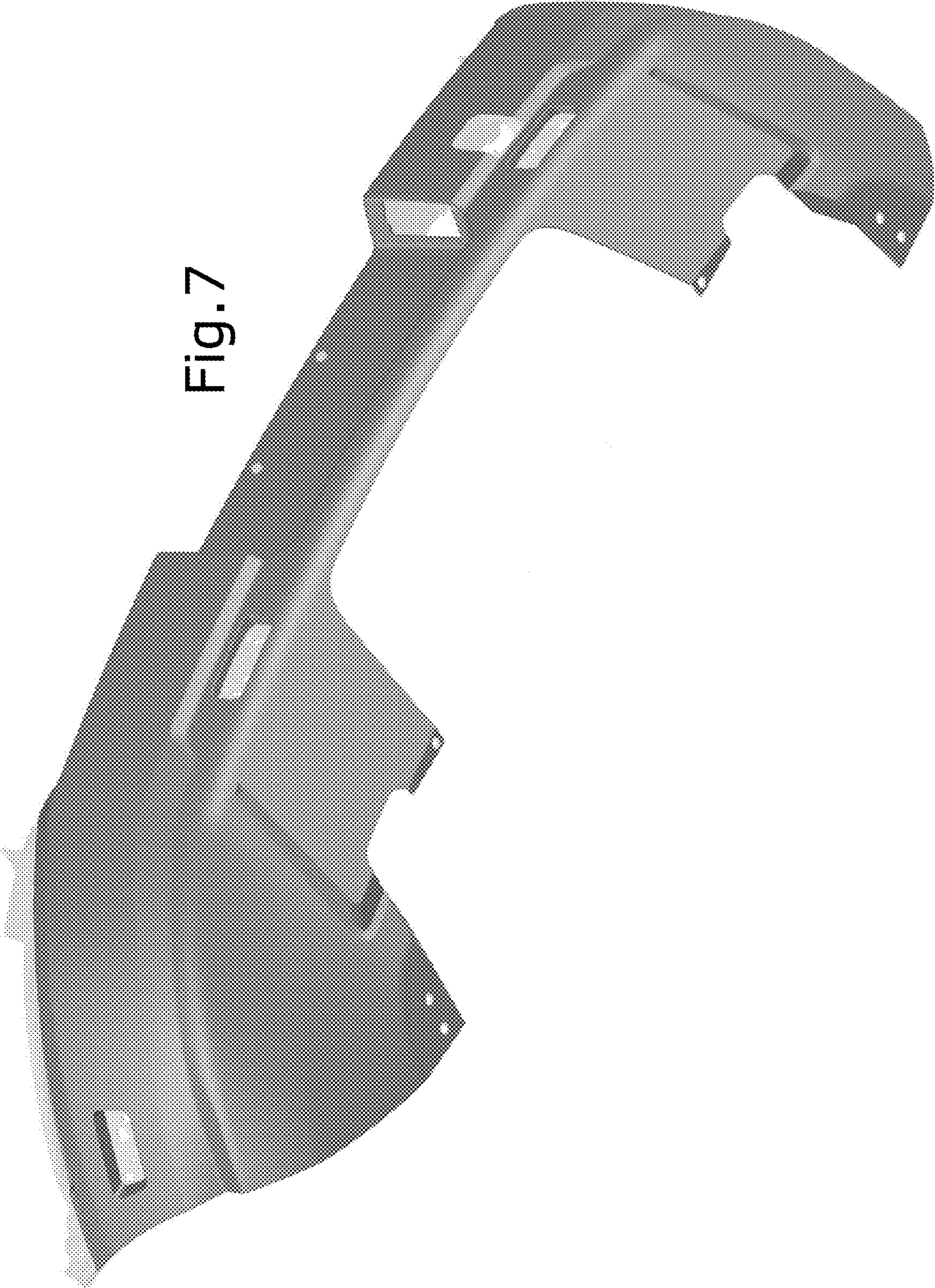


Fig. 7