

US00D904932S

(12) **United States Design Patent** (10) **Patent No.:** **US D904,932 S**
Bischoff et al. (45) **Date of Patent:** **** Dec. 15, 2020**

(54) **MOTOR VEHICLE**
(71) Applicant: **VOLKSWAGEN AKTIENGESELLSCHAFT**,
Wolfsburg (DE)
(72) Inventors: **Klaus Bischoff**, Wolfsburg (DE); **Felipe Montoya Bueloni**, Wolfsburg (DE)
(73) Assignee: **VOLKSWAGEN AKTIENGESELLSCHAFT**,
Wolfsburg (DE)
(**) Term: **15 Years**

D684,900 S * 6/2013 Doyle D12/92
D690,231 S 9/2013 Bischoff
D691,067 S 10/2013 Bischoff
D698,698 S 2/2014 Bischoff
D700,870 S * 3/2014 Jevremovic D12/92
D701,145 S * 3/2014 Bischoff D12/91
D706,171 S * 6/2014 Bischoff D12/91
D712,313 S * 9/2014 Bischoff D12/91
D712,788 S * 9/2014 Bischoff D12/91
D712,789 S * 9/2014 Bischoff D12/91
D714,686 S * 10/2014 Bischoff D12/91
D719,064 S * 12/2014 Bischoff D12/91
D733,003 S * 6/2015 Bischoff D12/91
D791,020 S * 7/2017 Bischoff D12/91
D801,863 S 11/2017 Bischoff
D801,864 S 11/2017 Bischoff

(Continued)

(21) Appl. No.: **29/707,999**

(22) Filed: **Oct. 2, 2019**

(30) **Foreign Application Priority Data**

May 9, 2019 (DE) 40 2019 100 505

(51) **LOC (12) Cl.** **12-08**

(52) **U.S. Cl.**
USPC **D12/91**

(58) **Field of Classification Search**
USPC D12/86, 90-92, 88; D21/424, 433, 434;
296/181.1-181.5, 183.1
CPC B62D 25/00; B62D 25/06; B62D 33/00;
B62D 35/00
See application file for complete search history.

(56) **References Cited**

U.S. PATENT DOCUMENTS

D620,394 S * 7/2010 Bischoff D12/91
D620,840 S * 8/2010 Bischoff D12/91
D626,885 S * 11/2010 Bischoff D12/91
D647,821 S * 11/2011 Bischoff D12/91
D647,823 S * 11/2011 Okumoto D12/92
D671,035 S * 11/2012 Bischoff D12/91
D674,319 S * 1/2013 Doyle D12/92

FOREIGN PATENT DOCUMENTS

EM 001362651 3/2013

Primary Examiner — Melody N Brown

(74) *Attorney, Agent, or Firm* — Lucas & Mercanti, LLP;
Klaus P. Stoffel


(57) **CLAIM**

The ornamental design for a motor vehicle, as shown and described.

DESCRIPTION

FIG. 1 is a front and right side perspective view of a motor vehicle showing our new design;
FIG. 2 is a rear and left side perspective view thereof;
FIG. 3 is a front and left side perspective view thereof;
FIG. 4 is a rear and right side perspective view thereof;
FIG. 5 is a front view thereof;
FIG. 6 is a rear view thereof;
FIG. 7 is a left side view thereof;
FIG. 8 is a right side view thereof; and,
FIG. 9 is a top view thereof.

1 Claim, 5 Drawing Sheets



(56)

References Cited

U.S. PATENT DOCUMENTS

D801,865 S	11/2017	Bischoff	
D801,866 S	11/2017	Bischoff	
D801,867 S	11/2017	Bischoff	
D801,868 S	11/2017	Bischoff	
D804,360 S *	12/2017	Bischoff D12/91
D814,355 S *	4/2018	Bischoff D12/91
D892,680 S *	8/2020	Bischoff D12/91

* cited by examiner




Fig. 1




Fig. 2




Fig. 3



Fig. 4




Fig. 5




Fig. 6

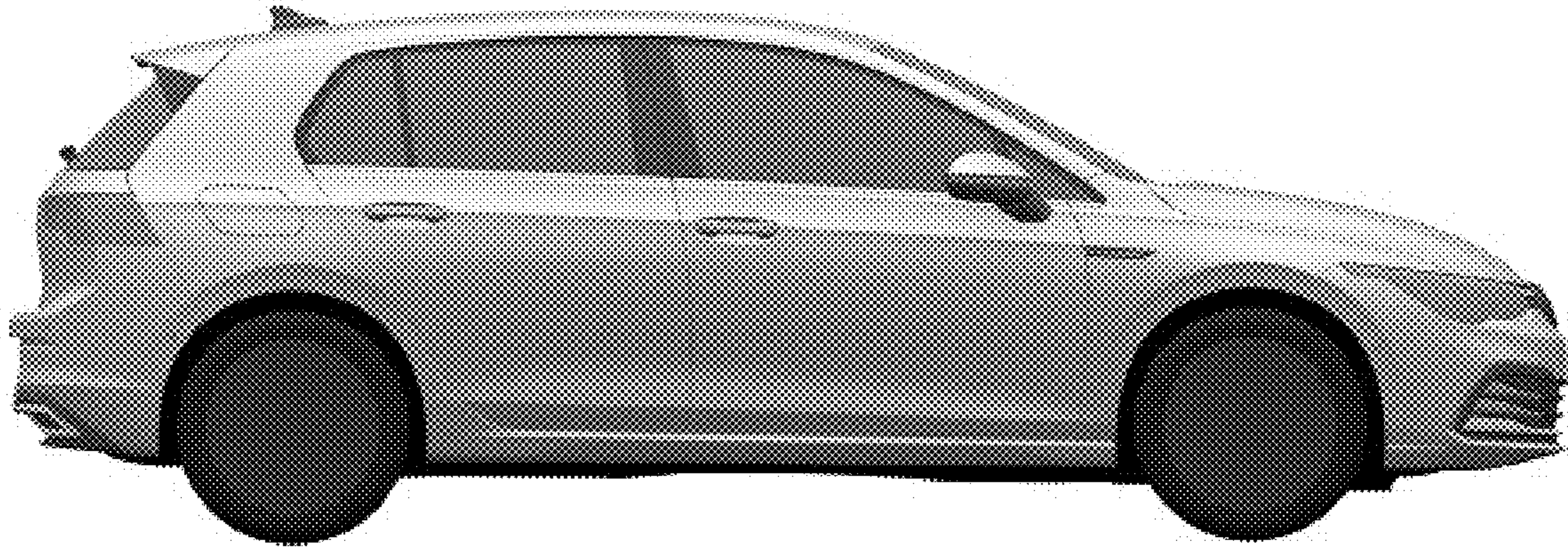


Fig. 7




Fig. 8

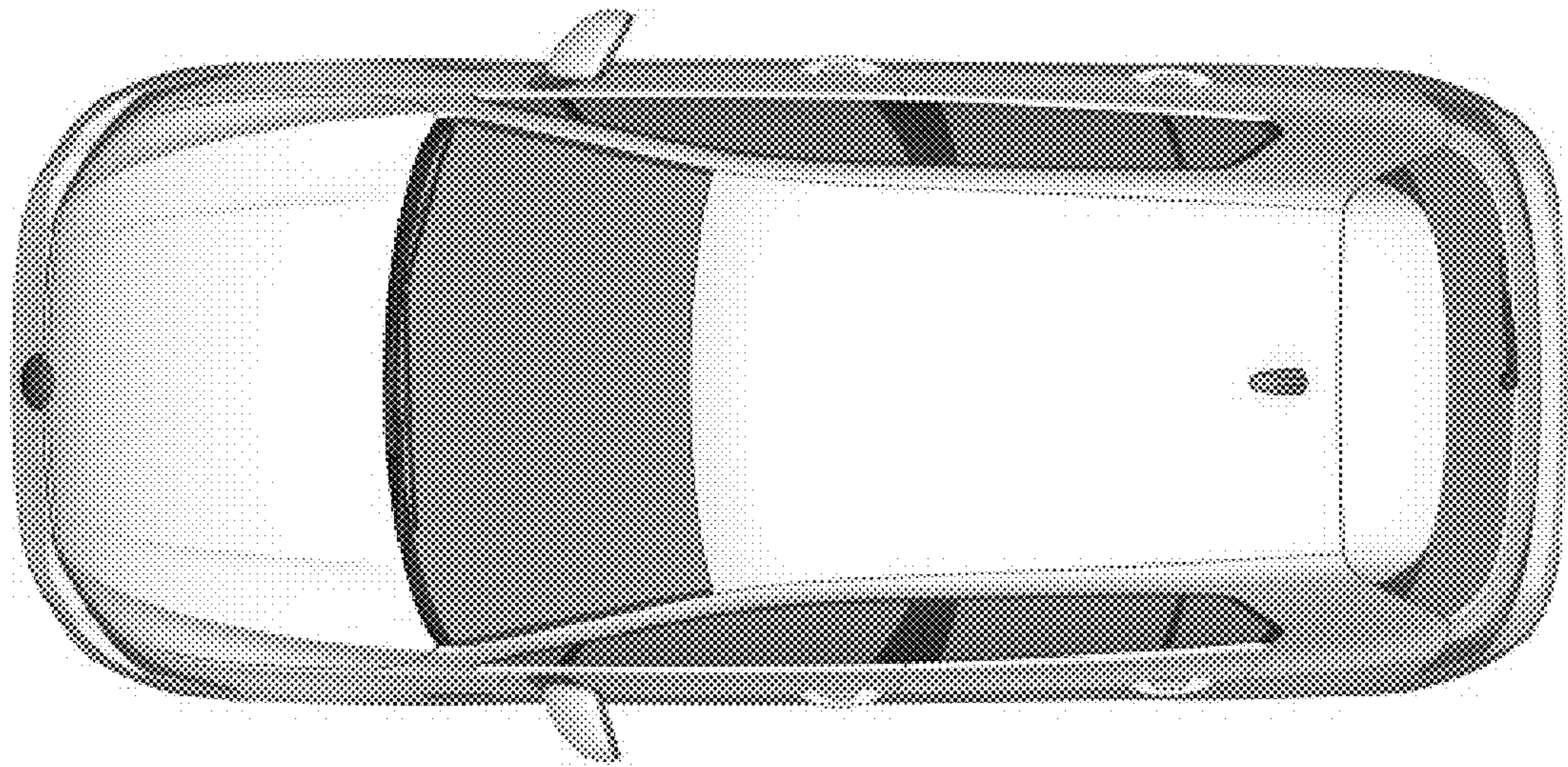


Fig. 9